

BOARD OF COMMISSIONERS

ST. JOSEPH COUNTY BOARD OF COMMISSIONERS AGENDA for MEETING on November 18, 2025 HISTORIC COURTHOUSE, COMMISSION ROOM

1. Call to Order
2. Opening Ceremonies
(Invocation and Pledge of Allegiance)
3. Roll Call
4. Adoption of Agenda
5. Consent Agenda
 - A. Executive Committee Meeting Minutes – November 12, 2025
 - B. Budget Workshop Meeting Minutes – October 28, 2025
 - C. Regular Board Meeting Minutes – October 21, 2025
 - D. FY 2026 Emergency Management Performance Grants (EMPG) Work Agreement
 - E. Acknowledgement of Receipt – Prior Month Finance Reports: General Fund Financial Report, Non-General Fund Financial Report, General Ledger Activity Report (includes all receipts and payments for services)

Suggested motion: I move to approve the consent agenda items.
6. **Public Hearing**
 - A. **Budget Public Hearing – 2026/2027 Budget**
7. Public Comment (4-minute limit per person)
8. Presentations
 - A. 2024 Medical Examiner's Office Annual Report
9. County Administrator's Report
10. Committee Reports and Appointments

11. Unfinished Business

12. New Business

A. 2025 Apportionment Report Amendment and Resolution – Presented by Josh Simmons

Suggested motion: I move to approve the amended 2025 St. Joseph County Apportionment Report and Resolution, as presented.

B. Year End Budget Amendments - Presented by Angie Steinman.

Suggested motion: I move to allow the Board to grant authorization to the Finance Director, after review by the County Administrator, to make any budget amendments necessary after the date of this board meeting to ensure that the County's budget is in compliance with State requirements, as presented.

C. Budget Adoption Resolution – General Appropriations Act Resolution for 2026 & 2027 - Presented by Angie Steinman.

Suggested motion: I move to approve the 2026 & 2027 General Appropriations Act Resolution, as presented.

D. Parks and Recreation Millage Resolution - Presented by Angie Steinman.

Suggested motion: I move to approve the Parks and Recreation Millage Resolution, as presented.

E. Sheriff's Office Phone/Tablet Visitation Services Agreement - Presented by Troy Faulk

Suggested motion: I move to approve the agreement with ViaPath for communication services in the jail, as presented.

F. Freedom of Information Act (FOIA) Request Denial Appeal - Presented by Teresa Cupp

G. Animal Control Pre-adoption Spay/Neuter Grant - Presented by Erin Goff

Suggested motion: I move to approve the animal control grant for \$10,000, as presented.

13. Commissioner Comments (for items not on the agenda)

14. Adjournment

EXECUTIVE COMMITTEE
Minutes
November 12, 2025, at 4:00 p.m.
HISTORIC COURTHOUSE, HISTORY ROOM

Commissioners Present: Commissioners Jared Hoffmaster, Rusty Baker, Terry Conklin, Christina Yunker, Luis Rosado, Ken Malone, and Rick Shaffer.

Commissioners Absent: None

Also Present: Teresa Cupp, County Administrator and Angie Steinman, Finance Director

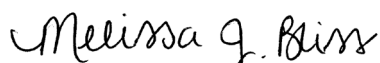
1. COA Response to Federal Food Assistance Program Suspension – Pam Riley. No action was taken.
2. 2025 Apportionment Report Amendment – Josh Simmons. By consent, the item was added to the agenda.
3. FY 2026 Emergency Management Performance Grants Work Agreement – Josh Shook. By consent, the item was added to the consent agenda.
4. Sheriff's Office Phone/Tablet/Visitation Services – Troy Falk. By consent, the item was added to the agenda.
5. Prosecutor's Office Funding Allocation – Deborah Davis. No action was taken.
6. Road Commission Appointment Planning – Commission Rosado. Citizen Interest Forms will be accepted until December 1, 2025.
- 7.
7. Budget Public Hearing (11/18/2025 @ 5:00 p.m.), Adoption of the 2026/27 Budget Resolution and Parks and Recreation Resolution – Angie Steinman. By consent, the item was added to the agenda.
8. Year End Budget Amendments – Angie Steinman. By consent, the item was added to the agenda.
9. Public Comment (limit 3 minutes)
None.
10. Administrator and Commissioner Comments
Administrator Cupp stated that a FOIA appeal will also appear on the next BOC agenda. Commissioner Rosado, Shaffer, Hoffmaster, Malone, and Administrator Cupp provided comments.

Other Business.

- Medical Examiner's Office Annual Report.

There being no further business, the meeting adjourned at 5:00 p.m.

Respectfully submitted,



Melissa J. Bliss, St. Joseph County Deputy Clerk

BUDGET WORKSHOP MEETING
Minutes
October 28, 2025, at 3:00 p.m.
HISTORIC COURTHOUSE, HISTORY ROOM

Commissioners Present: Commissioners Jared Hoffmaster, Terry Conklin, Christina Yunker, Luis Rosado, Ken Malone, and Rick Shaffer.

Commissioners Absent: Rusty Baker

Also Present: Teresa Cupp, County Administrator, and Angie Steinman, Finance Director

1. Budget Memo - presented by Chair Hoffmaster
2. Capital Request Listing – presented by Chair Hoffmaster
3. General Fund Budget Summary – presented by Chair Hoffmaster
4. General Fund Budget Detail – presented by Chair Hoffmaster
5. Special Revenue Funds Detail – presented by Chair Hoffmaster
6. Parks Resolution
7. Public Comment (limit 3 minutes)
None.
8. Commissioner Comments
Commissioner Shaffer, Malone, Yunker, Hoffmaster provided comments

Other Business.

There being no further business, the meeting adjourned at 4:03 p.m.

Respectfully submitted,



Melissa J. Bliss, Deputy Clerk

ST. JOSEPH COUNTY BOARD OF COMMISSIONERS

REGULAR MEETING

October 21, 2025

The Regular Session of the Board of County Commissioners for the County of St. Joseph, State of Michigan, was held in the Commission Chambers on October 21, 2025, at 5:00 p.m.

1. Chairman Jared Hoffmaster called the meeting to order.
2. An invocation was given, followed by the Pledge of Allegiance.
3. Deputy Clerk Bliss called roll:

Present: Rusty Baker, Terry Conklin, Jared Hoffmaster, Ken Malone, Luis Rosado, Rick Shaffer, Christina Yunker

Also Present: County Administrator Teresa Cupp and Finance Director Angie Steinman

4. ADOPTION OF AGENDA

It was moved by Commissioner Baker and seconded by Commissioner Malone to adopt the agenda, as presented. It was moved by Commissioner Baker and seconded by Commissioner Malone to amend the motion to remove item 11-E and amend 11-F to be presented by Commissioner Rosado. Motion carried.

5. CONSENT AGENDA

It was moved by Commissioner Shaffer and seconded by Commissioner Yunker to approve the consent agenda, as presented.

- Executive Committee Meeting Minutes for October 14, 2025
- Budget Workshop Meeting Minutes of October 14, 2025
- Budget Workshop Meeting Minutes of October 7, 2025
- Annual Board Meeting Minutes of September 16, 2025
- September General Fund Financial Report, Non-General Fund Financial Report, General Ledger Activity Report – placed on file.

Motion carried.

6. PUBLIC COMMENT

Commissioner Hoffmaster opened the floor to public comment at 5:03 p.m.

Deborah Davis, Paige Willis, Rebecca Shank, and Anthony Mayer provided comments.

Commissioner Hoffmaster closed the floor to public comment at 5:18 p.m.

7. PRESENTATIONS

None

8. COUNTY ADMINISTRATOR'S REPORT

Administrator Teresa Cupp commented on the following, budget preparation, benefits open enrollment, vapor intrusion investigation, courts renovation project, E-911 millage proposal, employee recognition, and employee Halloween event.

9. COMMITTEE REPORTS

None reported.

10. UNFINISHED BUSINESS

None reported.

11. NEW BUSINESS

A. 2025 Apportionment Report

It was moved by Commissioner Malone and seconded by Commissioner Rosado to approve the apportionment report, waive the second reading, and adopt the resolution, as presented.

**2025 ANNUAL APPORTIONMENT
RESOLUTION NO. 12-2025**

WHEREAS, MCL 211.37 as amended, requires the County Board of Commissioners at their October session, to apportion the amount of property taxes to be raised by the various taxing jurisdictions; and

WHEREAS, the attached Apportionment Report contains a summary of the requests for millages to be levied by the various taxing jurisdictions and the County of St. Joseph; and

WHEREAS, MCL 207.12, as amended, requires the Director of the County Tax Equalization Department to make and submit to the Department of Treasury, State Tax Commission, a detailed report of such actions by the County Board on a form prescribed by the Commission.

NOW, THEREFORE, BE IT HEREBY RESOLVED that the St. Joseph County Board of Commissioners approves the attached summary of millage requests by the various taxing jurisdictions and further authorizes the St. Joseph County Equalization Director to certify such forms and submit them as required by law to the appropriate departments.

- Commissioner Malone - Yes
- Commissioner Baker - Yes
- Commissioner Conklin - Yes
- Commissioner Yunker - Yes
- Commissioner Shaffer - Yes
- Commissioner Rosado - Yes
- Chairman Hoffmaster - Yes

By a roll call vote, motion carried. Resolution 12-2025 was adopted.

B. Child Care Fund Presentation and Approval

It was moved by Commissioner Baker and seconded by Commissioner Malone to approve the FY26 Child Care Fund Budget, as presented. Motion carried.

C. Road Commission Wages

It was moved by Commissioner Rosado and seconded by Commissioner Conklin to approve the Road Commissioner Compensation Resolution and waive the second reading, as presented.

**ROAD COMMISSIONER COMPENSATION
RESOLUTION NO. 13-2025**

WHEREAS, Public Act 283 of 1909 as amended, states that the county board of commissioners shall fix the compensation of the county road commissioners, and

WHEREAS, the St. Joseph County Board of County Road Commissioners has by resolution, recommended to the St. Joseph County Board of Commissioners that the compensation be changed, and

WHEREAS, the current compensation is based on a per diem of \$90.00/full day meeting and \$45.00/half day meeting, and

WHEREAS, the current annual compensation for each board member, provided all meetings are attended, is \$4,680, and

WHEREAS, the Board of County Road Commissioners are recommending the compensation be changed to \$7,500 per year base pay to include all regularly scheduled meetings, with special meetings of the Road Commission to be compensated based on a per diem of \$50.00/half day and \$95.00 /full day, (half day defined as a meeting 4 hours or less and full day defined as a meeting more than 4 hours), and

FURTHER, the Board of County Road Commissioners are recommending that if and when, a Road Commission Board member misses more than 4 consecutive regularly scheduled meetings for reasons other than a substantiated medical leave, that member shall forfeit \$95.00 per regular meeting, for any subsequent absences during the remainder of the calendar year.

NOW, THEREFORE BE IT RESOLVED, the St. Joseph County Board of Commissioners does hereby change the compensation of the St. Joseph County Board of County Road Commissioners to the following:

1. \$7,500 per year base pay to include all regularly scheduled meetings.
2. Special meetings of the Road Commission to be compensated based on a per diem of \$50.00/half day and \$95.00/full day, (half day defined as a meeting 4 hours or less and full day defined as a meeting more than 4 hours).
3. A Road Commission Board member who misses more than 4 consecutive regularly scheduled meetings for reasons other than a substantiated medical leave, shall forfeit \$95.00 per regular meeting, for any subsequent absences during the remainder of the calendar year.
4. Annual Cost of Living (COI) increases shall be consistent by percentage with what the St. Joseph County Board of Commissioners receive.
5. The above changes shall be effective January 1, 2026.

Commissioner Baker – Yes

Commissioner Yunker - Yes

Commissioner Shaffer – Yes
Commissioner Conklin – Yes
Commissioner Rosado - Yes
Commissioner Malone - No
Commissioner Hoffmaster - Yes

By a roll call vote, motion carried 6-1. Resolution 13-2025 was adopted.

D. Uniform Replacements

It was moved by Commissioner Malone and seconded by Commissioner Shaffer to establish a budget amendment to increase the sheriff’s office uniform budget from \$16,000 to \$41,311 and the sheriff office corrections uniform budget from \$1,000 to \$37,642, as presented. Motion carried.

E. FY25-26 Public Defender Contracts

It was moved by Commissioner Malone and seconded by Commissioner Rosado to approve the 2025-2026 Indigent Defense Agreements, as presented. Motion carried.

F. Supporting Operation Green Light for Veterans

It was moved by Commissioner Rosado and seconded by Commissioner Shaffer to adopt the resolution, as presented.

SUPPORTING OPERATION GREEN LIGHT FOR VETERANS

RESOLUTION NO. 14-2025

WHEREAS, the residents of St. Joseph County have great respect, admiration, and the utmost gratitude for all the men and women who have selflessly served our country and this community in the Armed Forces; and

WHEREAS, the contributions and sacrifices of those who served in the Armed Forces have been vital in maintaining the freedoms and way of life enjoyed by our citizens; and

WHEREAS, St. Joseph County seeks to honor individuals who have made countless sacrifices for freedom by placing themselves in harm's way for the good of all; and

WHEREAS, veterans continue to serve our community in the American Legion, Veterans of Foreign Wars, religious groups, civil service, and by functioning as County Veterans Service Officers in 29 states to help fellow former service members access more than \$52 billion in federal health, disability and compensation benefits each year; and

WHEREAS, Approximately 200,000 service members transition to civilian communities annually; and

WHEREAS, an estimated 20 percent increase of service members will transition to civilian life in the near future; and

WHEREAS, studies indicate that 44-72 percent of service members experience high levels of stress during transition from military to civilian life; and

WHEREAS, active military service members transitioning from military service are at a high risk for suicide during their first year after military service; and

WHEREAS, the National Association of Counties encourages all counties, parishes and boroughs to recognize Operation Green Light for Veterans; and

WHEREAS, the St. Joseph County appreciates the sacrifices of our United States military personnel and believes specific recognition should be granted;

THEREFORE BE IT RESOLVED with designation as a Green Light for Veterans County, St. Joseph County hereby declares from October through Veterans Day, November 11, 2025, a time to salute and honor the service and sacrifices of our men and women in uniform transitioning from active service;

THEREFORE, BE IT FURTHER RESOLVED, that in observance of Operation Green Light, St. Joseph County encourages its citizens in patriotic tradition to recognize the importance of honoring all those who made immeasurable sacrifices to preserve freedom by displaying green lights in a window of their place of business or residence from November 4th through the 11th, 2025.

Commissioner Shaffer – Yes
Commissioner Baker - Yes
Commissioner Rosado – Yes
Commissioner Yunker – Yes
Commissioner Malone - Yes
Commissioner Conklin - Yes
Commissioner Hoffmaster - Yes

By a roll call vote, motion carried. Resolution No. 14-2025 was adopted.

G. Letters of Understanding – 2026 Health Insurance Premiums

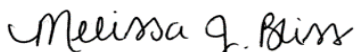
It was moved by Commissioner Baker and seconded by Commissioner Malone to authorize the County Administrator to sign Letters of Understanding for 2026 Health Insurance Premiums with AFSCME – all units, FOP – all units, District Court, COAM and POAM, as presented. Motion carried.

12. COMMISSIONER COMMENTS

Commissioner Rosado, Conklin, Yunker, Shaffer, Malone, Baker, and Hoffmaster provided comments.

13. ADJOURNMENT

It was moved by Commissioner Shaffer and seconded by Commissioner Malone to adjourn the meeting at 5:55 p.m. Motion carried.



Melissa J. Bliss,
Deputy County Clerk/Election Coordinator



COUNTY ADMINISTRATOR

Telephone: (269) 467-5617

125 Main St.
P.O. Box 277
Centreville, MI 49032-0277

BOARD AGENDA REQUEST FORM

PROPOSED FOR BOARD MEETING OF: November 18, 2025

DEPARTMENT: Sheriff's Office - Emergency Management

PREPARED BY: Josh Shook

SUBJECT: Michigan Local EM Work Agreement

SPECIFIC ACTION REQUESTED:

Request discussion for approval at the Nov. 12 Executive Meeting, approval on the Nov. 18 Meeting

DESCRIPTION OF ACTION/BACKGROUND (dollar amount, purpose):

This is a required agreement/action form by the State of Michigan. As each county is required to have an assigned Emergency Management Coordinator, and agreement as well

FUNDING SOURCE IF REQUIRED (Federal, State, or Local):

N/A

PERSONNEL IF REQUIRED:

(indicate if elimination or creation and list FTE; job title; grade; full-time salary range; account number)

N/A

NEW OR RENEWAL:

Renewal (Annual FY)

PROCUREMENT INFORMATION:

(indicate if the contract was bid out, if not, state reason(s) why; indicate last time contract was bid out; indicate if awarded bidder was the lowest bidder, if not, indicate why)

N/A

CONTACT PERSON WITH PHONE NUMBER:

Josh Shook 269-467-9045 ext 225

RECOMMENDATION - Completed by Administrative Team

EMHSD-31
 Michigan State Police
 Emergency Management and
 Homeland Security Division

Jurisdiction Name: _____

Fiscal Year (FY) 2026

**Local Emergency Management Program (LEMP)
 Work Agreement and Quarterly Report Outline**

Work Agreement

Due: October 1, 2025

Purpose

The **LEMP Work Agreement** and **Quarterly Report Outline** defines the scope of work for a sustainable and effective emergency management (EM) program in the State of Michigan. The work agreement must be signed annually by the jurisdiction's Chief Elected Official (CEO), the Emergency Management Coordinator (EMC), the Michigan State Police (MSP) District Coordinator (DC), and the EM Program Manager, where applicable.

By signing the work agreement, the jurisdiction is certifying their commitment to maintaining the minimum standards of an effective EM program in the State of Michigan. The jurisdiction also agrees to comply with quarterly reporting requirements, providing details on the EM program's activities in relation to the standards outlined in the Quarterly Report Outline section of this document.

Quarterly reporting is completed in an online survey and will follow the format and schedule included in this work agreement. Quarterly reporting is required by EM programs that meet the criteria defined under the Administrative Rules for State Assistance to Counties and Municipalities to Public Act 390 of 1976, as amended, MCL 30.419 (P.A. 390). Specific activities included in the Quarterly Report Outline are required to be completed and are identified as required in the outline. Performance based activities that are not required, but serve as standards to enhance program effectiveness, are also labeled accordingly. Regardless of designation, all activities must be reported on in the quarterly reports. Activities for each standard were established by a group of local and state EM subject matter experts who maintain a baseline set of standards for EM programs in Michigan.

Note: Jurisdictions receiving Emergency Management Performance Grant (EMPG) funding must maintain all grant documentation, including a signed copy of the LEMP Work Agreement, for three years after the federal award is closed. The EMPG has a three-year period of performance. Please verify exact dates for specific grant years by contacting the MSP, Emergency Management and Homeland Security Division (EMHSD).

SIGNATURE OF CHIEF ELECTED OFFICIAL	DATE	SIGNATURE OF EMERGENCY MANAGEMENT COORDINATOR	DATE
SIGNATURE OF EMERGENCY MGMT. PROGRAM MANAGER	DATE	SIGNATURE OF DISTRICT COORDINATOR	DATE

Quarterly Report Outline

Overview

The following pages provide an outline of required reporting for LEMP activities. Each section provides a definition of the overall objective and lists activities, designed to measure progress toward meeting the objectives. The reporting tables include the following details (column titles, as presented left to right):

- Activity – These are the activities that will be reported on, and which programs should be completing or working towards.
- Report Outline – Questions that will be displayed with the quarterly reporting process via an online survey.
- Reporting Schedule – Notes which quarter(s) each question will be asked.
- Designation – Identifies if the activity is required to be completed or if it is something the jurisdiction should be working towards achieving.
 - Activities designated “Required”, each LEMP is expected to accomplish the task within the given timeframe.
 - Activities marked with “Perform” are performance-based. Perform indicates the activity should be pursued, but it is understood each program has varying resources to dedicate towards the activity.

The reporting quarters follow the State of Michigan FY:

Quarter	Reporting Period	Submission Deadline
Quarter 1	October 01 - December 31	January 10
Quarter 2	January 01 - March 31	April 10
Quarter 3	April 01 - June 30	July 10
Quarter 4	July 01 - September 30	October 10

Additional guidance on each standard included in this document can be found in the 2026 Supplemental Guidance to the LEMP Work Agreement on the MSP/EMHSD website: [Emergency Management Performance Grant](#)

Section 1: Administration and Finance

The EMC shall ensure that the jurisdiction promulgates laws, ordinances, resolutions, policies, and procedures to carry out emergency financial and administrative responsibilities. The local emergency manager shall provide a copy of their job description(s) that incorporate their EM activities. Emergency Management (EM) activities of the EMC and other response personnel shall be identified in the EM ordinance, resolution, and county plans.

Quarterly Reporting: Administration and Finance			
Activity	Report Outline	Reporting Schedule	Designation
Submit 2026 LEMP work agreement documents to EMHSD by 10/01/25 .	EMHSD-31 Form Submitted: Yes/No Position Description Submitted: Yes/No EMHSD-17 Form Submitted: Yes/No	Quarter 1	Required Required Required*
Complete the FY 26 Executive Compensation form by 10/01/25 .	Executive Compensation form was submitted: Yes/No	Quarter 1	Required*
Submit the EMPG quarterly expense report timely and with required signatures.	Emergency Management Performance Grant (EMPG) quarterly expense reports were submitted: Yes/No	Quarters 1, 2, 3, & 4	Required*
Submit for 2027 LEMP work agreement documents to EMHSD by 10/1/26 .	EMHSD-31 Form Submitted: Yes/No Position Description Submitted: Yes/No EMHSD-17 Form Submitted: Yes/No	Quarter 4	Required Required* Required*
Complete the FY 27 Executive Compensation form by 10/1/26 .	Executive Compensation form was submitted: Yes/No	Quarter 4	Required*

NOTE: Items marked with an asterisk are only required for emergency management programs that received EMPG funding.

Section 2: Laws and Authorities

The EM Program shall comply with the Michigan Emergency Management Act (P.A. 390 of 1976 as amended) and applicable laws and regulations and have a local EM resolution.

Quarterly Reporting: Laws and Authorities			
Activity	Report Outline	Reporting Schedule	Designation
Attend quarterly district EM meetings	Quarterly meeting attended: Yes/No	Quarters 1, 2, 3, & 4	Perform
Report attendance at EM and Emergency Support Function (ESF) meetings	<i>Meeting Type / Focus, Number of Meetings per ESF:</i> <input type="checkbox"/> ESF #1 - Transportation <input type="checkbox"/> ESF #2 - Communications	Quarters 1, 2, 3, & 4	Perform

	<input type="checkbox"/> ESF #3 - Public Works and Engineering <input type="checkbox"/> ESF #4 - Firefighting <input type="checkbox"/> ESF #5 - Information and Planning <input type="checkbox"/> ESF #6 - Mass Care, Emergency Assistance, Temporary Housing and Human Services <input type="checkbox"/> ESF #7 - Logistics <input type="checkbox"/> ESF #8 - Public Health and Medical Services <input type="checkbox"/> ESF #9 - Search and Rescue <input type="checkbox"/> ESF #10 - Oil and Hazardous Materials <input type="checkbox"/> ESF #11 - Agriculture and Natural Resources <input type="checkbox"/> ESF #12 - Energy <input type="checkbox"/> ESF #13 - Public Safety and Security <input type="checkbox"/> ESF #14 - Cross-Sector Business and Infrastructure <input type="checkbox"/> ESF #15 - External Affairs <input type="checkbox"/> Local <input type="checkbox"/> District <input type="checkbox"/> Regional <input type="checkbox"/> State <input type="checkbox"/> Federal		
--	---	--	--

Section 3: Threat and Hazard Identification, Risk Assessment, and Consequence Analysis

The jurisdiction shall continually identify natural and human-caused hazards that potentially impact the jurisdiction. The jurisdiction shall also assess the risk and vulnerability of people, property, the environment, and its own operations from these hazards. The jurisdiction should also conduct a consequence analysis for significant hazards, to consider their impact on the public, responders, continuity of operations that include the delivery of services; property, facilities, and infrastructure; the environment; the economic condition of the jurisdiction, and public confidence in the jurisdiction's governance.

Quarterly Reporting: Threat and Hazard Identification, Risk Assessment, and Consequence Analysis			
Activity	Report Outline	Reporting Schedule	Designation
Document threat and hazard identification, risk assessment, or consequence analysis activities.	<i>Type of Risk Assessment Completed and Number of Assessments Reviewed/Completed:</i> <input type="checkbox"/> County <input type="checkbox"/> Municipal <input type="checkbox"/> Facilities <input type="checkbox"/> Special Events	Quarters 1, 2, 3, & 4	Perform
Did you utilize the Cybersecurity and Infrastructure Security Agency's (CISA) Gateway tool for any of the hazard identification, risk assessment, or consequence analysis activities performed during the past 12 months?	Cybersecurity and Infrastructure Security Agency's (CISA) Gateway tool utilized: Yes/No	Quarter 4	Perform

Section 4: Hazard Mitigation

The EMC should participate in activities to eliminate hazards or mitigate the effects of hazards that cannot be reasonably prevented. If the jurisdiction intends to receive mitigation funds, then the EMC shall ensure that the jurisdiction's hazard mitigation plan (HMP) is developed and updated every five years.

Quarterly Reporting: Hazard Mitigation			
Activity	Report Outline	Reporting Schedule	Designation
Document whether your community has developed an HMP.	Hazard Mitigation Plan (HMP): Yes/No/Adopted County Plan	Quarter 1	Required
Confirm the date of the jurisdiction's HMP.	Plan is expired: Yes/No Expiration Date: ____ / ____ / ____	Quarter 1	Required
Schedule and host the required annual hazard mitigation planning committee meeting by September 30 .	Annual planning committee meeting was scheduled: Yes/No Annual planning committee meeting was held: Yes/No	Quarters 1, 2, 3, & 4	Required
Based on the current HMP, report the areas where local investments have been made during the past 12 months .	Investments made in the following areas: <input type="checkbox"/> Property Acquisitions <input type="checkbox"/> Culvert Upgrade <input type="checkbox"/> Berm Improvement <input type="checkbox"/> Backflow Preventer Installation <input type="checkbox"/> Conduit Installation	Quarter 3	Perform

	<input type="checkbox"/> Detention/Retention Basin installation <input type="checkbox"/> Warning Systems <input type="checkbox"/> Utility Protection and/or relocation <input type="checkbox"/> Structure Elevation <input type="checkbox"/> Stream Bank Stabilization <input type="checkbox"/> Dune Stabilization <input type="checkbox"/> Community saferoom		
Document appropriate steps taken by your jurisdiction to create a new or update an expired plan during the past 12 months.	Check appropriate steps. <input type="checkbox"/> Assemble a local planning team. <input type="checkbox"/> Collect information about local hazard risks and impacts. <input type="checkbox"/> Identify vulnerabilities. <input type="checkbox"/> Review, verify, proofread, or edit the plan. <input type="checkbox"/> Offer the document for stakeholder or public review. <input type="checkbox"/> Meeting(s) to identify or select hazard mitigation actions. <input type="checkbox"/> Describe the details of action item implementation. <input type="checkbox"/> Official plan adoption by participating jurisdictions.	Quarter 4	Perform

Section 5: Prevention

The EMC has a strategy among disciplines to coordinate prevention activities, monitor the identified threats and hazards, and adjust the level of prevention activity commensurate with the risk, and has procedures for exchanging information between internal and external stakeholders to prevent incidents.

Quarterly Reporting: Prevention			
Activity	Report Outline	Reporting Schedule	Designation
Identify prevention activities that the jurisdiction participated in during the past 12 months.	<i>Check all that apply.</i> <input type="checkbox"/> Assigning prevention activities to each agency identified in the jurisdiction's basic plan portion of the emergency plan.	Quarter 4	Perform

	<input type="checkbox"/> Establishing a jurisdiction-wide prevention activities coordinator to coordinate with all agencies in prevention activities. <input type="checkbox"/> Participating in the Homeland Security Information Network. <input type="checkbox"/> Developing a Critical Infrastructure Protection Plan and identifying roles and responsibilities. <input type="checkbox"/> Utilizing the Michigan Critical Incident Management System (MI CIMS) or another monitoring system to identify and coordinate prevention activities within the EOC. <input type="checkbox"/> Establishing procedures that coordinate reporting with the Michigan Intelligence Operations Center (MIOC) regional liaison and MIOC. <input type="checkbox"/> Developing and implementing information sharing procedures. <input type="checkbox"/> Other: _____		
--	---	--	--

Section 6: Operational Planning

The EMC shall ensure the jurisdiction is compliant with P.A. 390 of 1976, as amended, by maintaining a current Emergency Operation Plan (EOP) or Emergency Action Guidelines (EAG) that meets the criteria in the MSP/EMHSD Publication (Pub) 201a. The EMC shall verify that each jurisdiction whose population exceeds 10,000 also complies with P.A. 390 of 1976, as amended, by maintaining an emergency support plan. The local emergency manager must verify that the EOP (or EAG), and supplemental emergency support plans are updated every four years. The EMC will ensure that the jurisdiction's current CEO has signed the updated/revised EOP, EAG, and emergency support plans.

Quarterly Reporting: Operational Planning			
Activity	Report Outline	Reporting Schedule	Designation
Report the number of Local Planning Team (LPT) meetings that occurred.	Attended/Hosted # _____ LPT meetings.	Quarters 1, 2, 3, & 4	Perform
Confirm if the jurisdiction's EOP/EAG is current and identify if the plan will expire within the current FY .	EOP/EAG is current: Yes/No Expiration Date: ___/___/___	Quarter 1	Required
Identify EOP/EAG annexes that were reviewed and/or updated during the quarter.	Total Annexes in the EOP/EAG: # _____ Reviewed Annexes: # _____	Quarters 1, 2, 3, & 4	Perform

Ensure any section/annex updates are in compliance with Pub 201a.	Annexes Updated: # ____		
Report participation in EM activities with school officials.	<i>School Activities/Number of Activities:</i> <input type="checkbox"/> Planning: # ____ <input type="checkbox"/> Seminars: # ____ <input type="checkbox"/> Outreach: # ____ <input type="checkbox"/> Special Events: # ____	Quarters 1, 2, 3, & 4	Perform
Verify the status of emergency support plans for jurisdictions with a population of 10,000 or more, identified by MSP/EMHSD. Ensure that the plan is signed by the current CEO. Emergency Management (EM) programs are encouraged to submit new or updated support plans to the DC.	Total Support Plans: # ____ Current plans: # ____ <input type="checkbox"/> Does Not Apply	Quarter 1	Required
Verify that the CEO original signature is current in the EOP/EAG, if new CEO, forward contact information to the DC.	EAG CEO signature is current: Yes/No Current CEO contact information was sent to DC: Yes/No <input type="checkbox"/> Does not apply	Quarter 2	Required
Report the status of Superfund Amendments and Reauthorization Act (SARA) Title III plans and report any noncompliant areas.	Total Sites: # ____ Total Plans: # ____ Noncompliant Areas: ____ <input type="checkbox"/> Does not apply	Quarter 3	Required
Host four Local Emergency Planning Committee (LEPC) meetings by September 30 (within the FY).	Hosted four LEPC meetings within the fiscal year: Yes/No	Quarter 4	Required
Track and record receipt of each school's scheduled drill days for all school buildings operated by the school, school district, intermediate school district, or public academy for the 2025-2026 school year by September 15 . Distribute list to appropriate emergency response personnel and DC.	Scheduled drill dates were tracked and recorded: Yes/No Drill schedule dates were distributed: Yes/No	Quarter 4	Required*

NOTE: *This item should be conducted in compliance with Michigan Public Act 12 of 2014, codified at Mich. Comp. Laws §29.19. Items in this section marked with an asterisk are only required of County EMCs. Scheduled school drill dates received by the EMC should be distributed to appropriate emergency response personnel in each district.

Section 7: Incident Management

The EMP shall comply with Homeland Security Presidential Directive/HSGP-5, and Executive Directive 2005-09 by formally adopting the National Incident Management System (NIMS) to provide for efficient and effective emergency response operations amongst multiple agencies and jurisdictions. The program shall establish a means of interfacing on-scene incident management with the jurisdiction's EOC.

Quarterly Reporting: Incident Management			
Activity	Report Outline	Reporting Schedule	Designation
Update EOC call list, including the CEO, and submit a copy to the DC by the end of the quarter.	Emergency Operations Center (EOC) call list is updated: Yes/No Emergency Operations Center (EOC) call list has been sent to the DC: Yes/No	Quarters 1, 2, 3, & 4	Perform
Perform an EOC call out for a drill or an actual event by September 30 .	Emergency Operations Center (EOC) call out drill has been performed: Yes/No	Quarter 4	Perform
Conduct EOC orientation session by September 30 .	Changes have been made: Yes/No Changes have been sent to the DC: Yes/No Emergency Operations Center (EOC) orientation was conducted: Yes/No	Quarter 4	Perform
Submit the EMHSD-071 NIMS Implementation Certification by September 30 .	EMHSD-071 submitted by September 30: Yes/No	Quarter 4	Required

Section 8: Resource Management, Logistics, and Mutual Aid

The EMC shall ensure that the jurisdiction is compliant with the NIMS resource management requirements including identification, location, acquisition, storage, maintenance, distribution, and accounting for services and materials, to address hazards identified in the jurisdiction. The EMC should also develop Mutual Aid Agreements (MAA)/Memoranda of Understanding (MOUs) and promote memberships in the Michigan Emergency Management Assistance Compact (MEMAC) to address resource shortfalls and reduce resource gaps in the jurisdiction.

Quarterly Reporting: Resource Management, Logistics, and Mutual Aid			
Activity	Report Outline	Reporting Schedule	Designation
Train and track EMPG-funded personnel in accordance with the National Qualification System (NQS).	Emergency Management Performance Grant (EMPG)-funded personnel are trained and tracked in accordance with the NQS? Yes/No	Quarter 1	Required*
Report new, updated, or current MAA/MOUs within the emergency management program during the past 12 months.	New MAA/MOUs: # _____ Updated MAA/MOUs: # _____ Current MAA/MOUs: # _____	Quarter 4	Perform
Report any MEMAC membership additions that occurred during the past 12 months.	Michigan Emergency Management Assistance Compact (MEMAC) Member Name:	Quarter 4	Perform
Verify that the jurisdiction's NIMS typed resources are identified and inventoried and complete the resource portion of form EMHSD-071 NIMS Implementation Certification by September 30.	National Incident Management System (NIMS) typed resources are identified and inventoried: Yes/No	Quarter 4	Perform

NOTE: Items marked with an asterisk are only required for emergency management programs that received EMPG funding.

Section 9: Communications and Warning

The EMC shall ensure that the jurisdiction communicates both internally and externally with all EMP stakeholders and emergency personnel. The local emergency manager shall disseminate disaster related information, and emergency alerts and warnings to response personnel, EOC staff, state and federal government officials, and the public. The EMP should have alert and warning plans and procedures that include analysis and decision-making protocols for sending an alert, public alert message writing best practices, procedures for coordination, review, and approval of message delivery, as well as plans for training on and exercising alert dissemination through Integrated Public Alert & Warning System (IPAWS), if available. Their communication systems should be interoperable with other communication systems.

Quarterly Reporting: Communications and Warning			
Activity	Report Outline	Reporting Schedule	Designation
Identify the primary and backup public alerting system used in the jurisdiction, (i.e., Emergency Alert System (EAS) and Wireless Emergency Alerts (WEA), sirens, weather radio, etc.).	Primary Public Alerting System: _____ Backup Public Alerting System: _____	Quarter 1	Perform
Identify the primary and backup public opt-in mass notification systems used in the jurisdiction.	Primary Mass Notification System: _____ Backup Mass Notification System: _____	Quarter 1	Perform
Participated in monthly IPAWS proficiency demonstrations with the IPAWS Test Lab.	Integrated Public Alert & Warning System (IPAWS) Proficiency Demonstrations Completed: yes/no <input type="checkbox"/> Does not apply	Quarters 1, 2, 3, & 4	Required*
Participated in communications drills or exercises.	<i>Type of drills or exercises:</i> <input type="checkbox"/> None <input type="checkbox"/> 800 MHz <input type="checkbox"/> AUXCOMM <input type="checkbox"/> Other Radios <input type="checkbox"/> Other communication tests / exercises	Quarters 1, 2, 3, & 4	Perform
Meet with Local Emergency Communications Committee (LECC)/Michigan Association of Broadcasters (MAB) area representatives between by September 30 .	Local Emergency Communications Committee (LECC)/ MAB regional meetings were held: Yes/No	Quarter 4	Perform
Review and compare your jurisdiction's alert and warning plan for compliancy with the regional EAS plan by September 30 .	Jurisdiction has an alert and warning plan: Yes/No Jurisdiction's plan was compared with the regional EAS Plan: Yes/No	Quarter 4	Perform

NOTE: *Answer the monthly IPAWS proficiency question for your jurisdiction, even if the testing is not completed by the EMC. If your jurisdiction is not yet an IPAWS Alerting Authority, select Not Applicable (N/A) as your response.

Section 10: Operations, Procedures, and Facilities

The EMC shall develop procedures that reflect operational priorities including life, safety, health, property protection, environmental protection, restoration of essential utilities, and restoration of essential functions and coordination among all levels of government. Procedures shall also be developed to guide situation and Damage Assessment (DA), situation reporting, and incident action planning. The EMP shall have a primary

facility EOC capable of coordinating and supporting response and recovery operations. The EOC shall have activation, operation, and deactivation procedures that are updated regularly.

Quarterly Reporting: Operations, Procedures, and Facilities			
Activity	Report Outline	Reporting Schedule	Designation
Verify that the procedures for Requesting a Governor's Emergency or Disaster Declaration and State Assistance are up to date in the jurisdiction's plans or procedures by December 31 .	Procedures are up to date in plans or procedures: Yes/No	Quarter 1	Perform
Report updates to EOC activation procedures for the jurisdiction's EOC and provide a copy to the DC by December 31 .	Emergency Operations Center (EOC) activation, operation, and deactivation procedures are current: Yes/No Procedures have been sent to DC: Yes/No	Quarter 1	Perform
Ensure that procedures for declaring a local "State of Emergency" and requesting a Governor's Emergency or disaster declaration, and state assistance are reviewed with the jurisdiction's public officials by March 31 .	Procedures have been reviewed with public officials: Yes/No	Quarter 2	Perform
Report any major updates to EOC activation, operation, and deactivation procedures	Major updates have been made: Yes/No Major updates have been sent to DC: Yes/No	Quarters 2, 3, & 4	Perform

Section 11: Training

The EMC shall have a formal, documented training program composed of training needs, assessment, curriculum, course evaluation, and records of training. Necessary training includes the Professional Development Series, MI CIMS, DA, and NIMS training courses. The local emergency manager shall complete the **Quarterly Training and Exercise Reporting Worksheet (EMD-065) in Smartsheet** and promote available EM training courses for all personnel, including EOC staff, specific to their responsibilities.

Quarterly Reporting: Training			
Activity	Report Outline	Reporting Schedule	Designation
Promote Michigan's Professional Emergency Manager program and related courses.	Emergency management (EM) course schedule has been promoted: Yes/No	Quarter 2 & 4	Perform

Section 12: Exercises, Evaluations, and Corrective Actions

The EMP shall have a documented exercise program that regularly tests the skills, abilities, and experience of emergency personnel, as well as plans, policies, procedures, equipment, and facilities. Exercises will comply with local, state, and federal requirements, including the Homeland Security Exercise and Evaluation Program. The local emergency manager shall track all exercises on the **EMD-065 Quarterly Training and Exercise Report form in Smartsheet**, including the type, grant funding, and number of participants. An **EMD-006 Annual Training and Exercise Plan Worksheet** must be submitted by the local emergency manager by the end of the FY to ensure that each EMP is meeting annual exercise requirements.

All LEMPs must participate in no fewer than one exercise in the 12-month FY. Participation includes roles as exercise director, player, evaluator, controller, and assisting as a player in a simulation cell. Observation of an exercise will not count as participation. The EMD-065 must be submitted by the local emergency manager by the end of each quarter to track the progress of this requirement.

No fewer than one exercise must be conducted within the funded jurisdiction and test the local program EOP. By authority conferred on the director of the department of state police by Section 19 of 1976 P.A. 390, as amended, MCL 30.419). Per R 30.51 (Admin Code) each program shall have "(D) An exercise that tests the EOP at least once each fiscal year (October 1 to September 30)."

At least one After Action Report and Improvement Plan (AAR/IP) for an exercise that tests the local jurisdiction or program's EOP must be submitted to EMHSD each FY. Efforts should be made to submit the AAR/IP within 90 days of the exercise conclusion. It is requested that all AAR/IPs be submitted to EMHSD for tracking purposes.

Quarterly Reporting: Exercises, Evaluations, and Corrective Actions			
Activity	Report Outline	Reporting Schedule	Designation
Submit EMD-065 – Quarterly Training and Exercise Report.	EMD-065 has been submitted: Yes/No	Quarters 1, 2, 3, & 4	Perform
Develop and submit EMD-006 – Annual Training and Exercise Plan Worksheet by September 30 .	EMD-006 has been submitted: Yes/No	Quarter 4	Perform

Section 13: Crisis Communications, Public Education, and Information

The EMP provides preparedness information and education to the public concerning threats to life, safety, and property. These activities include information about specific threats, appropriate preparedness measures, actions to mitigate the threats, including protective actions, updating the public website, and promoting hazard awareness weeks and MIREADY campaigns.

Quarterly Reporting: Crisis Communications, Public Education, and Information			
Activity	Report Outline	Reporting Schedule	Designation
<p>Document efforts to educate the public about preparedness activities occurring.</p> <p>Reporting about outreach activities includes data presented in person and through the media (could include print, broadcast, social media, in-person, etc.).</p>	<p><i>Outreach:</i> Estimated number of outreach activities: # _____</p> <ul style="list-style-type: none"> <input type="checkbox"/> Awareness Weeks <input type="checkbox"/> Speaking Engagement <input type="checkbox"/> See Something/Say Something <input type="checkbox"/> Signs of Terrorism <input type="checkbox"/> Ok2Say <input type="checkbox"/> Social Media Campaigns <input type="checkbox"/> Other 	Quarters 1, 2, 3, & 4	Perform
Report on Citizen Corps activity	<p><i>Participated in Citizen Corps Activities:</i> Training: yes/no Deployment/Activation: yes/no</p>	Quarters 1, 2, 3, & 4	Perform

Section 14: Other - Unscheduled Emergency Management Activities

Quarterly Reporting: Other - Unscheduled Emergency Management Activities			
Activity	Report Outline	Reporting Schedule	Designation

Appendix

MSP/EMHSD Contacts

First Name	Last name	Email	Phone Number	Position
Lt. Charles	Barker	BarkerC@michigan.gov	810-233-8466	District 3 Coordinator
Mr. Jack	Calhoun III	CalhounJ1@michigan.gov	517-897-6120	State Training Officer
Lt. Josh	Collins	CollinsJ1@michigan.gov	517-202-5545	District 5 Coordinator
Lt. Michael	deCastro	DecastroM@michigan.gov	231-499-8266	District 7 Coordinator
Mr. Jeremy	Hagerman	HagermanJ3@michigan.gov	517-224-6336	EMPG Coordinator
Mr. Henrik	Hollaender	HollaenderH@michigan.gov	517-898-4235	Local Planner/NIMS/Quarterly Reports
Lt. LaMarr	Johnson	JohnsonL30@michigan.gov	248-508-9171	District 2S Coordinator
Lt. Eric	Johnson	JohnsonE23@michigan.gov	906-298-1431	District 8 Coordinator
Ms. Deanna	Johnston	JohnstonD3@michigan.gov	517-648-8689	State Exercise Officer
Lt. Timothy	Ketvirtis	KetvirtisT@michigan.gov	517-202-5597	District 2N Coordinator
Ms. Amanda	Lung	LungA@michigan.gov	517-388-8569	Financial Analyst
Lt. Orville	Theaker	TheakerO@michigan.gov	269-953-6099	District 6 Coordinator
Lt. Robert	Wolf	WolfR2@michigan.gov	517-927-0393	District 1 Coordinator

ST. JOSEPH COUNTY, MI
FISCAL YEAR 2026 & 2027
PROPOSED BUDGET

BUDGET HEARING DATE
NOVEMBER 18, 2025



TABLE OF CONTENTS

General Fund Revenues.....

General Fund Expenditures

Special Revenue Fund Revenues

Special Revenue Fund Expenditures.....

GL NUMBER	DESCRIPTION	2023 ACTIVITY	2024 ACTIVITY	2025 AMENDED BUDGET	2026 RECOMM BUDGET	2027 RECOMM BUDGET
Fund: 101 GENERAL FUND						
ESTIMATED REVENUES						
Dept 212 - FINANCE						
MISCELLANEOUS		1,465		507,907		
TRANSFERS IN					254,801	304,489
Totals for dept 212 - FINANCE		1,465		507,907	254,801	304,489
Dept 215 - COUNTY CLERK						
MISCELLANEOUS		8,208	5,112	5,000	5,000	5,000
TRANSFERS IN			20,000	20,000	20,000	20,000
LICENSE & PERMIT REVENUE		7,255	(200)	6,600	6,600	6,600
INTERGOVERNMENTAL		29,612	3,491	4,000	4,000	4,000
FINES & FORFEITURES		46,103	49,571	46,325	44,325	44,325
CHARGES FOR SERVICES		142,504	138,518	137,000	136,000	136,000
INTEREST & RENTS		1,160	1,085	1,500	1,500	1,500
Totals for dept 215 - COUNTY CLERK		234,842	217,577	220,425	217,425	217,425
Dept 224 - CENTRAL SERVICE COSTS REIMBURSEMENT						
MISCELLANEOUS		567,857	624,434	672,809	742,166	714,600
Totals for dept 224 - CENTRAL SERVICE COSTS REIME		567,857	624,434	672,809	742,166	714,600
Dept 228 - INFORMATION TECHNOLOGY						
CHARGES FOR SERVICES		5,291	4,566	4,000	4,000	4,000
Totals for dept 228 - INFORMATION TECHNOLOGY		5,291	4,566	4,000	4,000	4,000
Dept 243 - GEOGRAPHIC INFO. SYSTEMS						
MISCELLANEOUS		484				
Totals for dept 243 - GEOGRAPHIC INFO. SYSTEMS		484				
Dept 253 - COUNTY TREASURER						
MISCELLANEOUS		58,574	51,737	10,500	10,500	10,500
TRANSFERS IN		25,000	25,000	25,000	25,000	25,000
INTERGOVERNMENTAL		11,263,734	9,789,255	5,424,469	5,692,198	5,767,963
CHARGES FOR SERVICES		56,552	46,101	56,800	56,800	56,800
INTEREST & RENTS		1,004,222	928,620	304,800	704,800	404,800
PROPERTY TAXES		11,416,009	11,743,820	12,272,453	12,991,636	13,619,758
Totals for dept 253 - COUNTY TREASURER		23,824,091	22,584,533	18,094,022	19,480,934	19,884,821
Dept 257 - EQUALIZATION DEPT						
CHARGES FOR SERVICES		60,678	63,818	66,000	67,300	68,900
Totals for dept 257 - EQUALIZATION DEPT		60,678	63,818	66,000	67,300	68,900
Dept 262 - ELECTIONS						
INTERGOVERNMENTAL			136,643	35,000	132,500	42,000
Totals for dept 262 - ELECTIONS			136,643	35,000	132,500	42,000
Dept 265 - BUILDING & GROUNDS						
MISCELLANEOUS		256				
Totals for dept 265 - BUILDING & GROUNDS		256				
Dept 270 - HUMAN RESOURCES						
MISCELLANEOUS		3,040				
FINES & FORFEITURES		(4)				
CHARGES FOR SERVICES		6,802	4,905	3,500	5,000	5,000
Totals for dept 270 - HUMAN RESOURCES		9,838	4,905	3,500	5,000	5,000

GL NUMBER	DESCRIPTION	2023 ACTIVITY	2024 ACTIVITY	2025 AMENDED BUDGET	2026 RECOMM BUDGET	2027 RECOMM BUDGET
Fund: 101 GENERAL FUND						
ESTIMATED REVENUES						
Dept 282 - APPEALS COURT						
	MISCELLANEOUS		10,819	15,000	15,000	15,000
Totals for dept 282 - APPEALS COURT			10,819	15,000	15,000	15,000
Dept 286 - DISTRICT COURT						
	MISCELLANEOUS	67,503	76,164	80,316	96,000	96,000
	INTERGOVERNMENTAL	7,505	7,035	7,000	7,000	7,000
	FINES & FORFEITURES	248,883	256,968	213,400	226,300	231,300
	CHARGES FOR SERVICES	193,362	165,209	200,000	200,000	200,000
	INTEREST & RENTS	15,303	314	5,150	5,150	5,150
Totals for dept 286 - DISTRICT COURT		532,556	505,690	505,866	534,450	539,450
Dept 289 - FRIEND OF THE COURT						
	MISCELLANEOUS	5,320	5,201	7,000	7,000	7,000
	TRANSFERS IN	19,000	19,000	18,000	18,000	18,000
	INTERGOVERNMENTAL	1,064,641	1,101,067	1,225,000	1,292,500	1,342,500
	FINES & FORFEITURES	37,726	38,330	50,050	43,500	43,500
	CHARGES FOR SERVICES	9,306	9,678	12,000	12,000	12,000
Totals for dept 289 - FRIEND OF THE COURT		1,135,993	1,173,276	1,312,050	1,373,000	1,423,000
Dept 294 - PROBATE COURT						
	CHARGES FOR SERVICES	35,215	32,090	31,200	31,200	31,200
Totals for dept 294 - PROBATE COURT		35,215	32,090	31,200	31,200	31,200
Dept 296 - PROSECUTORS OFFICE						
	MISCELLANEOUS				24,000	24,000
	INTERGOVERNMENTAL		248	150	150	150
	FINES & FORFEITURES	1,900	950	2,000	1,000	1,000
Totals for dept 296 - PROSECUTORS OFFICE		1,900	1,198	2,150	25,150	25,150
Dept 301 - SHERIFF DEPARTMENT						
	MISCELLANEOUS	135,287	139,811	39,500	45,500	45,500
	TRANSFERS IN	19,600	9,600	22,484	37,600	15,600
	INTERGOVERNMENTAL	24,466	20,986	23,300	23,300	23,300
	FINES & FORFEITURES	12,222	18,009	15,400	15,400	15,400
	CHARGES FOR SERVICES	179,628	210,587	204,000	202,000	202,000
Totals for dept 301 - SHERIFF DEPARTMENT		371,203	398,993	304,684	323,800	301,800
Dept 331 - MARINE SAFETY PATROL						
	INTERGOVERNMENTAL	19,600	23,210	18,000	20,000	20,000
Totals for dept 331 - MARINE SAFETY PATROL		19,600	23,210	18,000	20,000	20,000
Dept 351 - JAIL & TURNKEY						
	MISCELLANEOUS	10,118				
	TRANSFERS IN	10,000	10,000	10,000		
	INTERGOVERNMENTAL	85,898	83,803	83,000	125,000	125,000
	FINES & FORFEITURES	3,420	1,920	3,500	3,500	3,500
Totals for dept 351 - JAIL & TURNKEY		109,436	95,723	96,500	128,500	128,500
Dept 356 - JUVENILE BRANCH						
	MISCELLANEOUS	2,770	1,640	3,000		
	INTERGOVERNMENTAL	11,472	2,636			
	FINES & FORFEITURES	3,804	3,471	3,700	200	200
	CHARGES FOR SERVICES	1,259	505	1,500		

GL NUMBER	DESCRIPTION	2023 ACTIVITY	2024 ACTIVITY	2025 AMENDED BUDGET	2026 RECOMM BUDGET	2027 RECOMM BUDGET
Fund: 101 GENERAL FUND						
ESTIMATED REVENUES						
Dept 356 - JUVENILE BRANCH						
	Totals for dept 356 - JUVENILE BRANCH	19,305	8,252	8,200	200	200
Dept 426 - EMERGENCY SERVICES						
	MISCELLANEOUS	187				
	INTERGOVERNMENTAL	28,375	11,600	11,600	11,600	11,600
	Totals for dept 426 - EMERGENCY SERVICES	28,562	11,600	11,600	11,600	11,600
Dept 430 - ANIMAL CONTROL						
	MISCELLANEOUS	70	999	500	500	500
	LICENSE & PERMIT REVENUE	90,195	94,464	105,000	90,000	90,000
	INTERGOVERNMENTAL	5,000	25,374	10,000	5,000	5,000
	FINES & FORFEITURES	5,120	6,515	5,500	5,500	5,500
	Totals for dept 430 - ANIMAL CONTROL	100,385	127,352	121,000	101,000	101,000
Dept 442 - DRAIN COMMISSION						
	LICENSE & PERMIT REVENUE	18,782	16,475	19,000	19,000	19,000
	Totals for dept 442 - DRAIN COMMISSION	18,782	16,475	19,000	19,000	19,000
Dept 662 - CHILD CARE - JUVENILE						
	INTERGOVERNMENTAL	114,881	131,721	112,844	110,000	110,000
	Totals for dept 662 - CHILD CARE - JUVENILE	114,881	131,721	112,844	110,000	110,000
Dept 664 - RDSS						
	MISCELLANEOUS	7,999	19,422	15,000	17,000	17,000
	Totals for dept 664 - RDSS	7,999	19,422	15,000	17,000	17,000
Dept 682 - VETERANS SERVICES						
	MISCELLANEOUS	4,748	3,849	4,000		
	INTERGOVERNMENTAL	64,698	59,174	84,576	57,219	50,000
	Totals for dept 682 - VETERANS SERVICES	69,446	63,023	88,576	57,219	50,000
Dept 711 - REGISTER OF DEEDS						
	TRANSFERS IN	15,000	15,000	15,000	15,000	15,000
	FINES & FORFEITURES	281,861	303,512	274,000	308,500	314,000
	CHARGES FOR SERVICES	302,234	293,703	250,000	250,000	250,000
	Totals for dept 711 - REGISTER OF DEEDS	599,095	612,215	539,000	573,500	579,000
Dept 872 - UTILITIES & GENERAL INSUR						
	MISCELLANEOUS	56,649	100,485	70,000	70,000	70,000
	Totals for dept 872 - UTILITIES & GENERAL INSUR	56,649	100,485	70,000	70,000	70,000
	TOTAL ESTIMATED REVENUES	27,925,809	26,968,020	22,874,333	24,314,745	24,683,135

GL NUMBER	DESCRIPTION	2023 ACTIVITY	2024 ACTIVITY	2025 AMENDED BUDGET	2026 RECOMM BUDGET	2027 RECOMM BUDGET
Fund: 101 GENERAL FUND						
APPROPRIATIONS						
Dept 001 - APPROPRIATIONS						
APPROPRIATIONS		1,181,527	1,182,362	1,210,427	1,320,487	1,320,487
OPERATING EXPENDITURES		6,940	280	500	64,785	6,200
Totals for dept 001 - APPROPRIATIONS		1,188,467	1,182,642	1,210,927	1,385,272	1,326,687
Dept 101 - COUNTY COMMISSION						
OPERATING EXPENDITURES		227,094	189,706	166,000	178,500	180,000
PERSONNEL SERVICES		86,616	83,221	87,937	93,095	95,289
Totals for dept 101 - COUNTY COMMISSION		313,710	272,927	253,937	271,595	275,289
Dept 172 - ADMINISTRATION						
OPERATING EXPENDITURES		106,732	167	33,875	25,175	25,175
PERSONNEL SERVICES		218,884	187,721	197,888	298,558	305,296
Totals for dept 172 - ADMINISTRATION		325,616	187,888	231,763	323,733	330,471
Dept 212 - FINANCE						
OPERATING EXPENDITURES		36,588	39,354	36,500	40,750	41,750
PERSONNEL SERVICES		213,294	215,403	226,001	229,612	237,071
Totals for dept 212 - FINANCE		249,882	254,757	262,501	270,362	278,821
Dept 215 - COUNTY CLERK						
OPERATING EXPENDITURES		41,087	41,292	83,860	47,360	47,360
PERSONNEL SERVICES		600,061	672,606	688,244	704,606	728,829
Totals for dept 215 - COUNTY CLERK		641,148	713,898	772,104	751,966	776,189
Dept 228 - INFORMATION TECHNOLOGY						
OPERATING EXPENDITURES		638,794	758,636	653,000	680,000	701,000
PERSONNEL SERVICES		309,345	385,443	421,900	499,126	519,726
Totals for dept 228 - INFORMATION TECHNOLOGY		948,139	1,144,079	1,074,900	1,179,126	1,220,726
Dept 243 - GEOGRAPHIC INFO. SYSTEMS						
OPERATING EXPENDITURES		27,204	67,717	62,000	94,240	94,240
PERSONNEL SERVICES		81,721				
Totals for dept 243 - GEOGRAPHIC INFO. SYSTEMS		108,925	67,717	62,000	94,240	94,240
Dept 245 - SURVEYOR						
TRANSFERS OUT		6,000	6,000	6,000	6,000	6,000
Totals for dept 245 - SURVEYOR		6,000	6,000	6,000	6,000	6,000
Dept 253 - COUNTY TREASURER						
OPERATING EXPENDITURES		4,938,129	3,778,034	10,050	19,990	10,350
PERSONNEL SERVICES		318,613	309,953	330,807	373,887	388,049
Totals for dept 253 - COUNTY TREASURER		5,256,742	4,087,987	340,857	393,877	398,399
Dept 257 - EQUALIZATION DEPT						
OPERATING EXPENDITURES		36,460	38,833	37,485	73,485	73,485
PERSONNEL SERVICES		310,844	313,679	321,912	351,173	359,668
Totals for dept 257 - EQUALIZATION DEPT		347,304	352,512	359,397	424,658	433,153
Dept 262 - ELECTIONS						
OPERATING EXPENDITURES		30,672	145,682	28,300	104,900	24,300
PERSONNEL SERVICES		1,199	58,501	76,245	197,963	176,120
Totals for dept 262 - ELECTIONS		31,871	204,183	104,545	302,863	200,420

GL NUMBER	DESCRIPTION	2023 ACTIVITY	2024 ACTIVITY	2025 AMENDED BUDGET	2026 RECOMM BUDGET	2027 RECOMM BUDGET
Fund: 101 GENERAL FUND						
APPROPRIATIONS						
Dept 265 - BUILDING & GROUNDS						
	OPERATING EXPENDITURES	172,409	215,285	266,220	261,504	248,540
	PERSONNEL SERVICES	358,347	379,474	386,883	475,133	489,319
Totals for dept 265 - BUILDING & GROUNDS		530,756	594,759	653,103	736,637	737,859
Dept 270 - HUMAN RESOURCES						
	OPERATING EXPENDITURES	148,217	161,262	147,095	153,950	154,150
	PERSONNEL SERVICES	8,875	48,742	55,107	60,953	62,423
Totals for dept 270 - HUMAN RESOURCES		157,092	210,004	202,202	214,903	216,573
Dept 282 - APPEALS COURT						
	OPERATING EXPENDITURES	46,695	23,968	37,300	37,500	37,500
Totals for dept 282 - APPEALS COURT		46,695	23,968	37,300	37,500	37,500
Dept 283 - CIRCUIT COURT						
	OPERATING EXPENDITURES	41,841	63,015	75,400	75,400	75,425
	PERSONNEL SERVICES	330,775	340,863	354,915	311,795	320,410
Totals for dept 283 - CIRCUIT COURT		372,616	403,878	430,315	387,195	395,835
Dept 286 - DISTRICT COURT						
	OPERATING EXPENDITURES	117,379	124,396	153,576	174,310	174,465
	PERSONNEL SERVICES	1,236,557	1,206,409	1,405,083	1,503,888	1,557,765
Totals for dept 286 - DISTRICT COURT		1,353,936	1,330,805	1,558,659	1,678,198	1,732,230
Dept 289 - FRIEND OF THE COURT						
	OPERATING EXPENDITURES	195,557	212,477	152,830	178,050	164,250
	PERSONNEL SERVICES	1,058,062	1,065,026	1,135,901	1,201,399	1,246,926
Totals for dept 289 - FRIEND OF THE COURT		1,253,619	1,277,503	1,288,731	1,379,449	1,411,176
Dept 294 - PROBATE COURT						
	OPERATING EXPENDITURES	27,191	35,527	50,350	60,740	52,000
	PERSONNEL SERVICES	406,437	421,958	446,913	418,492	433,166
Totals for dept 294 - PROBATE COURT		433,628	457,485	497,263	479,232	485,166
Dept 296 - PROSECUTORS OFFICE						
	OPERATING EXPENDITURES	73,446	72,954	97,930	69,029	76,775
	PERSONNEL SERVICES	716,357	736,235	922,381	956,832	996,061
Totals for dept 296 - PROSECUTORS OFFICE		789,803	809,189	1,020,311	1,025,861	1,072,836
Dept 301 - SHERIFF DEPARTMENT						
	OPERATING EXPENDITURES	358,774	357,485	394,233	401,600	372,500
	PERSONNEL SERVICES	2,025,519	2,141,340	2,483,504	2,618,236	2,696,934
	TRANSFERS OUT	56,108	4,498		5,000	5,000
	UNK_EXP				12,000	12,000
Totals for dept 301 - SHERIFF DEPARTMENT		2,440,401	2,503,323	2,877,737	3,036,836	3,086,434
Dept 306 - SHERIFF RESERVES						
	OPERATING EXPENDITURES	3,227	1,146	3,500	5,500	5,500
	PERSONNEL SERVICES	108	2,453		2,120	2,184
Totals for dept 306 - SHERIFF RESERVES		3,335	3,599	3,500	7,620	7,684
Dept 307 - SECURITY COURTS BUILDINGS						
	OPERATING EXPENDITURES	3,658	39,404	4,300	11,900	7,300
	PERSONNEL SERVICES	321,535	518,719	665,550	698,813	718,406

GL NUMBER	DESCRIPTION	2023 ACTIVITY	2024 ACTIVITY	2025 AMENDED BUDGET	2026 RECOMM BUDGET	2027 RECOMM BUDGET
Fund: 101 GENERAL FUND						
APPROPRIATIONS						
Dept 307 - SECURITY COURTS BUILDINGS						
	Totals for dept 307 - SECURITY COURTS BUILDINGS	325,193	558,123	669,850	710,713	725,706
Dept 331 - MARINE SAFETY PATROL						
	OPERATING EXPENDITURES	8,671	6,909	9,400	8,250	8,370
	PERSONNEL SERVICES	22,077	17,870	21,830	11,065	11,065
	Totals for dept 331 - MARINE SAFETY PATROL	30,748	24,779	31,230	19,315	19,435
Dept 351 - JAIL & TURNKEY						
	OPERATING EXPENDITURES	901,876	880,688	951,907	900,850	923,750
	PERSONNEL SERVICES	1,967,868	2,097,243	2,079,362	2,295,055	2,367,103
	Totals for dept 351 - JAIL & TURNKEY	2,869,744	2,977,931	3,031,269	3,195,905	3,290,853
Dept 356 - JUVENILE BRANCH						
	OPERATING EXPENDITURES	265,726	226,522	201,710	205,300	205,300
	PERSONNEL SERVICES	473,682	486,318	514,277	592,414	620,571
	Totals for dept 356 - JUVENILE BRANCH	739,408	712,840	715,987	797,714	825,871
Dept 426 - EMERGENCY SERVICES						
	OPERATING EXPENDITURES	14,623	19,377	14,480	14,730	14,730
	PERSONNEL SERVICES	96,818	101,459	108,723	99,627	103,105
	Totals for dept 426 - EMERGENCY SERVICES	111,441	120,836	123,203	114,357	117,835
Dept 430 - ANIMAL CONTROL						
	OPERATING EXPENDITURES	49,870	58,051	45,300	55,150	55,150
	PERSONNEL SERVICES	202,788	206,095	217,210	268,119	276,745
	Totals for dept 430 - ANIMAL CONTROL	252,658	264,146	262,510	323,269	331,895
Dept 442 - DRAIN COMMISSION						
	OPERATING EXPENDITURES	12,181	13,636	11,565	12,765	12,765
	PERSONNEL SERVICES	199,649	207,596	221,598	240,257	246,538
	Totals for dept 442 - DRAIN COMMISSION	211,830	221,232	233,163	253,022	259,303
Dept 443 - BOARD OF PUBLIC WORKS						
	OPERATING EXPENDITURES	135	100	50	150	150
	Totals for dept 443 - BOARD OF PUBLIC WORKS	135	100	50	150	150
Dept 648 - MEDICAL EXAMINERS						
	OPERATING EXPENDITURES	182,351	210,345	198,190	213,536	224,713
	Totals for dept 648 - MEDICAL EXAMINERS	182,351	210,345	198,190	213,536	224,713
Dept 662 - CHILD CARE - JUVENILE						
	OPERATING EXPENDITURES	6,762	4,597	1,500	1,500	1,500
	PERSONNEL SERVICES	5,918	8,341	9,306	9,220	9,220
	Totals for dept 662 - CHILD CARE - JUVENILE	12,680	12,938	10,806	10,720	10,720
Dept 664 - RDSS						
	OPERATING EXPENDITURES	3,391	4,930	9,923	8,242	8,242
	PERSONNEL SERVICES	9,863	10,862	5,077	8,758	8,758
	Totals for dept 664 - RDSS	13,254	15,792	15,000	17,000	17,000
Dept 681 - VETERAN BURIALS						
	OPERATING EXPENDITURES	6,300	3,000	7,000	5,000	5,000
	Totals for dept 681 - VETERAN BURIALS	6,300	3,000	7,000	5,000	5,000

GL NUMBER	DESCRIPTION	2023 ACTIVITY	2024 ACTIVITY	2025 AMENDED BUDGET	2026 RECOMM BUDGET	2027 RECOMM BUDGET
Fund: 101 GENERAL FUND						
APPROPRIATIONS						
Dept 682 - VETERANS SERVICES						
OPERATING EXPENDITURES		118,201	80,543	70,037	35,940	36,440
PERSONNEL SERVICES		173,114	180,141	184,527	220,430	229,064
TRANSFERS OUT		1,863	5,097	29,570	7,000	7,000
Totals for dept 682 - VETERANS SERVICES		293,178	265,781	284,134	263,370	272,504
Dept 701 - PLANNING COMMISSION						
OPERATING EXPENDITURES		15,324	12,651	9,000	12,000	12,000
Totals for dept 701 - PLANNING COMMISSION		15,324	12,651	9,000	12,000	12,000
Dept 710 - MSU COOPERATIVE EXTENSION						
OPERATING EXPENDITURES		179,772	214,192	221,081	227,698	234,511
PERSONNEL SERVICES		46,491	46,859	46,923	22,434	22,994
Totals for dept 710 - MSU COOPERATIVE EXTENSION		226,263	261,051	268,004	250,132	257,505
Dept 711 - REGISTER OF DEEDS						
OPERATING EXPENDITURES		20,100	21,078	43,160	28,300	28,300
PERSONNEL SERVICES		146,982	150,126	169,063	143,567	150,664
Totals for dept 711 - REGISTER OF DEEDS		167,082	171,204	212,223	171,867	178,964
Dept 728 - ECONOMIC DEVELOPMENT						
OPERATING EXPENDITURES		20,573	790			
PERSONNEL SERVICES		6,767	38,336	41,204	11,475	11,767
TRANSFERS OUT		62,500	62,500	62,500	62,500	62,500
Totals for dept 728 - ECONOMIC DEVELOPMENT		89,840	101,626	103,704	73,975	74,267
Dept 872 - UTILITIES & GENERAL INSUR						
OPERATING EXPENDITURES		709,078	619,868	670,644	687,464	720,625
PERSONNEL SERVICES		57,601	45,008	11,500	23,000	23,000
Totals for dept 872 - UTILITIES & GENERAL INSUR		766,679	664,876	682,144	710,464	743,625
Dept 965 - TRANSFERS OUT						
TRANSFERS OUT		1,732,971	2,900,747	2,768,287	2,785,113	2,792,101
Totals for dept 965 - TRANSFERS OUT		1,732,971	2,900,747	2,768,287	2,785,113	2,792,101
TOTAL APPROPRIATIONS		24,846,764	25,589,101	22,873,806	24,314,745	24,683,135

GL NUMBER	DESCRIPTION	2023 ACTIVITY	2024 ACTIVITY	2025 AMENDED BUDGET	2026 RECOMM BUDGET	2027 RECOMM BUDGET
Fund: 201 COUNTY ROAD						
ESTIMATED REVENUES						
	INTERGOVERNMENTAL	13,341,788	15,050,341	15,000,000	15,300,000	15,300,000
	TRANSFERS IN	200,000	200,000	200,000	200,000	200,000
	TOTAL ESTIMATED REVENUES	13,541,788	15,250,341	15,200,000	15,500,000	15,500,000
Fund: 208 PARK AND RECREATION						
ESTIMATED REVENUES						
	INTERGOVERNMENTAL	131,461	114,617	90,000	90,000	90,000
	PROPERTY TAXES	570,439	613,349	629,543	675,253	675,253
	MISCELLANEOUS	15,250	55,122	262,750	226,200	88,600
	FINES & FORFEITURES	1,000	250	300	300	300
	CHARGES FOR SERVICES	173,470	182,014	164,000	164,000	164,000
	INTEREST & RENTS	6,000				
	TOTAL ESTIMATED REVENUES	897,620	965,352	1,146,593	1,155,753	1,018,153
Fund: 215 FRIEND OF THE COURT						
ESTIMATED REVENUES						
	FINES & FORFEITURES	16,060	14,785	17,000	17,000	17,000
	CHARGES FOR SERVICES	920	1,200	1,000	1,000	1,000
	TOTAL ESTIMATED REVENUES	16,980	15,985	18,000	18,000	18,000
Fund: 216 FAMILY COUNSELING						
ESTIMATED REVENUES						
	LICENSE & PERMIT REVENUE	1,520	9,900	6,000	6,000	6,000
	TOTAL ESTIMATED REVENUES	1,520	9,900	6,000	6,000	6,000
Fund: 220 LAKE TEMPLENE-LAKE IMPROVEMENT FUND						
ESTIMATED REVENUES						
	INTERGOVERNMENTAL	239,356	235,655	300,000	300,000	300,000
	INTEREST & RENTS		10,146		15,000	15,000
	TOTAL ESTIMATED REVENUES	239,356	245,801	300,000	315,000	315,000
Fund: 227 WASTE MANAGEMENT FUND						
ESTIMATED REVENUES						
	INTERGOVERNMENTAL			50,000	50,000	50,000
	FINES & FORFEITURES	241,175	260,536	240,000	260,000	260,000
	CHARGES FOR SERVICES	3,461	1,062	1,000	1,000	1,000
	TOTAL ESTIMATED REVENUES	244,636	261,598	291,000	311,000	311,000
Fund: 232 TRAFFIC SAFETY PROGRAM FUND						
ESTIMATED REVENUES						
	MISCELLANEOUS				28,000	6,000
	CHARGES FOR SERVICES	24,297	18,641	20,000		

GL NUMBER	DESCRIPTION	2023 ACTIVITY	2024 ACTIVITY	2025 AMENDED BUDGET	2026 RECOMM BUDGET	2027 RECOMM BUDGET
Fund: 232 TRAFFIC SAFETY PROGRAM FUND						
	ESTIMATED REVENUES					
	TOTAL ESTIMATED REVENUES	24,297	18,641	20,000	28,000	6,000
Fund: 238 HOMELAND SECURITY GRANT FUND						
	ESTIMATED REVENUES					
	INTERGOVERNMENTAL	228,982	215,916	650,000	650,000	650,000
	TRANSFERS IN	1,300				
	TOTAL ESTIMATED REVENUES	230,282	215,916	650,000	650,000	650,000
Fund: 239 MAGIC PROGRAM REBATE FUND						
	ESTIMATED REVENUES					
	MISCELLANEOUS	16,537	12,239	15,200	12,200	12,200
	TOTAL ESTIMATED REVENUES	16,537	12,239	15,200	12,200	12,200
Fund: 243 BROWNFIELD REDEVELOPMENT AUTHORITY FUND						
	ESTIMATED REVENUES					
	INTERGOVERNMENTAL	78,274	85,446	10,000	10,000	10,000
	PROPERTY TAXES	10,361	9,149	10,000	10,000	10,000
	TOTAL ESTIMATED REVENUES	88,635	94,595	20,000	20,000	20,000
Fund: 244 ECONOMIC DEVELOPMENT CORPORATION FUND						
	ESTIMATED REVENUES					
	TRANSFERS IN	62,500	62,500	62,500	62,500	62,500
	TOTAL ESTIMATED REVENUES	62,500	62,500	62,500	62,500	62,500
Fund: 246 COUNTY SURVEY & REMONUMENTATION						
	ESTIMATED REVENUES					
	INTERGOVERNMENTAL	53,359	45,331	45,331	45,331	45,331
	TRANSFERS IN	6,000	6,000	6,000	6,000	6,000
	TOTAL ESTIMATED REVENUES	59,359	51,331	51,331	51,331	51,331
Fund: 251 COMMUNITY CORRECTIONS ADVISORY BOARD						
	ESTIMATED REVENUES					
	INTERGOVERNMENTAL	68,522	106,803	132,596	133,665	141,500
	TRANSFERS IN	7,000				
	MISCELLANEOUS				6,000	2,000
	TOTAL ESTIMATED REVENUES	75,522	106,803	132,596	139,665	143,500
Fund: 252 COMMUNITY CORRECTIONS (NON CCAB)						
	ESTIMATED REVENUES					
	TRANSFERS IN	10,000	27,500	20,770	10,000	10,000
	MISCELLANEOUS	10,200				

GL NUMBER	DESCRIPTION	2023 ACTIVITY	2024 ACTIVITY	2025 AMENDED BUDGET	2026 RECOMM BUDGET	2027 RECOMM BUDGET
Fund: 252 COMMUNITY CORRECTIONS (NON CCAB)						
	ESTIMATED REVENUES					
	CHARGES FOR SERVICES	23,700	4,644	3,000	3,100	3,100
	TOTAL ESTIMATED REVENUES	43,907	32,144	23,770	13,100	13,100
Fund: 254 ANIMAL SHELTER DONATION FUND						
	ESTIMATED REVENUES					
	MISCELLANEOUS	14,737	32,913	27,750	21,000	21,000
	INTEREST & RENTS	3,265	7,697	5,000	5,000	5,000
	TOTAL ESTIMATED REVENUES	18,002	40,610	32,750	26,000	26,000
Fund: 256 REGISTER OF DEEDS AUTOMATION FUND						
	ESTIMATED REVENUES					
	MISCELLANEOUS				34,200	15,200
	FINES & FORFEITURES	46,055	45,865	50,000	50,000	50,000
	TOTAL ESTIMATED REVENUES	46,055	45,865	50,000	84,200	65,200
Fund: 259 VICTIMS RIGHTS ADVOCATE FUND						
	ESTIMATED REVENUES					
	INTERGOVERNMENTAL	95,833	91,790	103,000	110,000	114,400
	TOTAL ESTIMATED REVENUES	95,833	91,790	103,000	110,000	114,400
Fund: 260 INDIGENT DEFENSE FUND						
	ESTIMATED REVENUES					
	INTERGOVERNMENTAL	504,834	560,517	677,448	814,511	900,000
	TRANSFERS IN	425,933	426,536	426,536	425,294	435,000
	TOTAL ESTIMATED REVENUES	930,767	987,053	1,103,984	1,239,805	1,335,000
Fund: 261 CENTRAL DISPATCH FUND						
	ESTIMATED REVENUES					
	INTERGOVERNMENTAL	525,493	457,270	350,000	350,000	350,000
	TRANSFERS IN		1,534,882			
	PROPERTY TAXES	2,277,005	2,447,861	2,509,055	2,696,410	2,736,500
	MISCELLANEOUS	1,850	109	88,000	351,439	
	FINES & FORFEITURES	187,818	252,081	235,000	235,000	235,000
	CHARGES FOR SERVICES	223,376	217,194	215,000	220,000	220,000
	TOTAL ESTIMATED REVENUES	3,215,542	4,909,397	3,397,055	3,852,849	3,541,500
Fund: 263 CONCEALED PISTOL LICENSING FUND						
	ESTIMATED REVENUES					
	MISCELLANEOUS				10,000	4,000
	LICENSE & PERMIT REVENUE	26,068	27,562	24,000	27,000	27,000
	TOTAL ESTIMATED REVENUES	26,068	27,562	24,000	37,000	31,000

GL NUMBER	DESCRIPTION	2023 ACTIVITY	2024 ACTIVITY	2025 AMENDED BUDGET	2026 RECOMM BUDGET	2027 RECOMM BUDGET
Fund: 264 LOCAL CORRECTIONS OFFICER'S TRAINING FUN						
ESTIMATED REVENUES						
MISCELLANEOUS						
	FINES & FORFEITURES	10,292	7,780	14,750	10,000 14,750	10,000 14,750
	TOTAL ESTIMATED REVENUES	10,292	7,780	14,750	24,750	24,750
Fund: 265 DRUG LAW ENFORCEMENT FUND						
ESTIMATED REVENUES						
	FINES & FORFEITURES	93,045	13,013	15,000	15,000	15,000
	TOTAL ESTIMATED REVENUES	93,045	13,013	15,000	15,000	15,000
Fund: 266 LAW ENFORCEMENT FUND						
ESTIMATED REVENUES						
	INTERGOVERNMENTAL	23,040	32,457			
	MISCELLANEOUS	691,219	639,845	648,955	622,220	650,756
	FINES & FORFEITURES	4,268	3,720	5,000	5,000	5,000
	TOTAL ESTIMATED REVENUES	718,527	676,022	653,955	627,220	655,756
Fund: 269 COUNTY LAW LIBRARY						
ESTIMATED REVENUES						
	MISCELLANEOUS	6,500	6,500	14,000	7,000	7,000
	TOTAL ESTIMATED REVENUES	6,500	6,500	14,000	7,000	7,000
Fund: 272 SECONDARY ROAD						
ESTIMATED REVENUES						
	INTERGOVERNMENTAL	103,414	103,075	70,000	70,000	70,000
	TRANSFERS IN	153,015	137,000	138,400	125,000	133,000
	MISCELLANEOUS				14,200	13,500
	TOTAL ESTIMATED REVENUES	256,429	240,075	208,400	209,200	216,500
Fund: 273 COMMISSION ON AGING						
ESTIMATED REVENUES						
	INTERGOVERNMENTAL	725,374	770,717	750,135	750,135	750,135
	PROPERTY TAXES	1,707,728	1,835,931	1,884,546	2,031,500	2,026,500
	MISCELLANEOUS	143,384	159,329	284,900	132,900	132,900
	CHARGES FOR SERVICES	119,954	114,913	111,000	111,000	111,000
	INTEREST & RENTS	455,587	444,821	450,800	450,800	450,800
	TOTAL ESTIMATED REVENUES	3,152,027	3,325,711	3,481,381	3,476,335	3,471,335
Fund: 274 COMMUNITY DEVELOPMENT BLOCK GRANT FUND						
ESTIMATED REVENUES						
	INTERGOVERNMENTAL	37,103	37,098	70,000	370,000	370,000
	MISCELLANEOUS			60,000		
	TOTAL ESTIMATED REVENUES	37,103	37,098	130,000	370,000	370,000

GL NUMBER	DESCRIPTION	2023 ACTIVITY	2024 ACTIVITY	2025 AMENDED BUDGET	2026 RECOMM BUDGET	2027 RECOMM BUDGET
Fund: 274 COMMUNITY DEVELOPMENT BLOCK GRANT FUND						
Fund: 276 SCAO SWIFT & SURE GRANT						
	ESTIMATED REVENUES					
	INTERGOVERNMENTAL	174,409	136,316	180,000	65,745	65,745
	TRANSFERS IN		3,000			
	TOTAL ESTIMATED REVENUES	174,409	139,316	180,000	65,745	65,745
Fund: 278 DRUG COURT						
	ESTIMATED REVENUES					
	INTERGOVERNMENTAL	381,545	268,310	401,139	209,504	209,504
	FINES & FORFEITURES	5,119	5,947	4,700	5,278	5,278
	TOTAL ESTIMATED REVENUES	386,664	274,257	405,839	214,782	214,782
Fund: 284 OPIOID SETTLEMENT FUND						
	ESTIMATED REVENUES					
	MISCELLANEOUS	184,121	248,978	200,000	200,000	200,000
	TOTAL ESTIMATED REVENUES	184,121	248,978	200,000	200,000	200,000
Fund: 285 SHERIFFS JUSTICE TRAINING FUND (302)						
	ESTIMATED REVENUES					
	INTERGOVERNMENTAL	9,153	9,876	6,000	10,000	10,000
	MISCELLANEOUS			12,884		
	TOTAL ESTIMATED REVENUES	9,153	9,876	18,884	10,000	10,000
Fund: 292 CHILD CARE - JUVENILE						
	ESTIMATED REVENUES					
	INTERGOVERNMENTAL	435,582	611,085	816,820	706,320	736,320
	TRANSFERS IN	773,470	844,670	743,520	651,100	642,100
	MISCELLANEOUS	4,617	873	2,500	4,800	5,000
	TOTAL ESTIMATED REVENUES	1,213,669	1,456,628	1,562,840	1,362,220	1,383,420
ESTIMATED REVENUES - ALL FUNDS		26,117,145	29,880,677	29,532,828	30,214,655	29,874,172
NET OF REVENUES/APPROPRIATIONS - ALL FUNDS		26,117,145	29,880,677	29,532,828	30,214,655	29,874,172

GL NUMBER	DESCRIPTION	2023 ACTIVITY	2024 ACTIVITY	2025 AMENDED BUDGET	2026 RECOMM BUDGET	2027 RECOMM BUDGET
Fund: 201 COUNTY ROAD						
APPROPRIATIONS						
	PERSONNEL SERVICES	13,318,328	14,403,387	15,000,000	15,500,000	15,350,000
	TOTAL APPROPRIATIONS	13,318,328	14,403,387	15,000,000	15,500,000	15,350,000
Fund: 208 PARK AND RECREATION						
APPROPRIATIONS						
	PERSONNEL SERVICES	412,085	464,332	531,673	590,880	604,929
	OPERATING EXPENDITURES	327,974	334,967	308,460	332,245	314,569
	TRANSFERS OUT	87,200	390,037	306,460	232,590	98,590
	TOTAL APPROPRIATIONS	827,259	1,189,336	1,146,593	1,155,715	1,018,088
Fund: 215 FRIEND OF THE COURT						
APPROPRIATIONS						
	TRANSFERS OUT	19,000	19,000	18,000	18,000	18,000
	TOTAL APPROPRIATIONS	19,000	19,000	18,000	18,000	18,000
Fund: 216 FAMILY COUNSELING						
APPROPRIATIONS						
	OPERATING EXPENDITURES	10,530	2,720	5,000	5,000	5,000
	TOTAL APPROPRIATIONS	10,530	2,720	5,000	5,000	5,000
Fund: 220 LAKE TEMPLENE-LAKE IMPROVEMENT FUND						
APPROPRIATIONS						
	PERSONNEL SERVICES	298,284	259,961	300,000	300,000	300,000
	TOTAL APPROPRIATIONS	298,284	259,961	300,000	300,000	300,000
Fund: 227 WASTE MANAGEMENT FUND						
APPROPRIATIONS						
	OPERATING EXPENDITURES	40,357	41,381	90,000	92,000	95,000
	TRANSFERS OUT	435,000	234,000	200,000	200,000	200,000
	TOTAL APPROPRIATIONS	475,357	275,381	290,000	292,000	295,000
Fund: 232 TRAFFIC SAFETY PROGRAM FUND						
APPROPRIATIONS						
	TRANSFERS OUT				28,000	6,000
	TOTAL APPROPRIATIONS				28,000	6,000
Fund: 238 HOMELAND SECURITY GRANT FUND						
APPROPRIATIONS						
	PERSONNEL SERVICES	134,351	109,076	111,983	116,079	118,883
	OPERATING EXPENDITURES	95,978	106,834	180,000	180,000	180,000
	DEBT SERVICE			300,000	300,000	300,000

GL NUMBER	DESCRIPTION	2023 ACTIVITY	2024 ACTIVITY	2025 AMENDED BUDGET	2026 RECOMM BUDGET	2027 RECOMM BUDGET
Fund: 238 HOMELAND SECURITY GRANT FUND						
APPROPRIATIONS						
	TOTAL APPROPRIATIONS	230,329	215,910	591,983	596,079	598,883
Fund: 239 MAGIC PROGRAM REBATE FUND						
APPROPRIATIONS						
	OPERATING EXPENDITURES	22,067	17,560	15,200	12,200	12,200
	TOTAL APPROPRIATIONS	22,067	17,560	15,200	12,200	12,200
Fund: 243 BROWNFIELD REDEVELOPMENT AUTHORITY FUND						
APPROPRIATIONS						
	OPERATING EXPENDITURES	86,093	86,346	15,000	20,000	20,000
	TOTAL APPROPRIATIONS	86,093	86,346	15,000	20,000	20,000
Fund: 244 ECONOMIC DEVELOPMENT CORPORATION FUND						
APPROPRIATIONS						
	OPERATING EXPENDITURES	62,500	62,500	62,500	62,500	62,500
	TOTAL APPROPRIATIONS	62,500	62,500	62,500	62,500	62,500
Fund: 246 COUNTY SURVEY & REMONUMENTATION						
APPROPRIATIONS						
	OPERATING EXPENDITURES	58,074	49,401	51,331	51,331	51,331
	TOTAL APPROPRIATIONS	58,074	49,401	51,331	51,331	51,331
Fund: 251 COMMUNITY CORRECTIONS ADVISORY BOARD						
APPROPRIATIONS						
	PERSONNEL SERVICES	32,135	55,482	77,748	102,516	106,738
	OPERATING EXPENDITURES	42,217	54,061	54,848	36,160	36,160
	TOTAL APPROPRIATIONS	74,352	109,543	132,596	138,676	142,898
Fund: 252 COMMUNITY CORRECTIONS (NON CCAB)						
APPROPRIATIONS						
	PERSONNEL SERVICES	25,415	13,886	4,124	4,457	4,666
	OPERATING EXPENDITURES	17,734	18,091	16,370	8,639	8,430
	TOTAL APPROPRIATIONS	43,149	31,977	20,494	13,096	13,096
Fund: 254 ANIMAL SHELTER DONATION FUND						
APPROPRIATIONS						
	OPERATING EXPENDITURES	10,050	394	6,500	6,500	6,500
	TRANSFERS OUT		25,000	26,250	19,500	19,500
	TOTAL APPROPRIATIONS	10,050	25,394	32,750	26,000	26,000

GL NUMBER	DESCRIPTION	2023 ACTIVITY	2024 ACTIVITY	2025 AMENDED BUDGET	2026 RECOMM BUDGET	2027 RECOMM BUDGET
Fund: 256 REGISTER OF DEEDS AUTOMATION FUND						
APPROPRIATIONS						
	PERSONNEL SERVICES	239	796	5,383	1,383	1,385
	OPERATING EXPENDITURES	20,070	14,857	29,600	50,800	48,800
	TRANSFERS OUT	15,000	15,000	15,000	32,000	15,000
	TOTAL APPROPRIATIONS	35,309	30,653	49,983	84,183	65,185
Fund: 259 VICTIMS RIGHTS ADVOCATE FUND						
APPROPRIATIONS						
	PERSONNEL SERVICES	89,766	92,842	93,540	94,855	99,878
	OPERATING EXPENDITURES	2,848	2,241	8,500	14,500	14,500
	TOTAL APPROPRIATIONS	92,614	95,083	102,040	109,355	114,378
Fund: 260 INDIGENT DEFENSE FUND						
APPROPRIATIONS						
	PERSONNEL SERVICES	133,681	145,949	162,294	176,039	240,453
	OPERATING EXPENDITURES	679,804	880,539	941,690	1,063,693	1,094,500
	TOTAL APPROPRIATIONS	813,485	1,026,488	1,103,984	1,239,732	1,334,953
Fund: 261 CENTRAL DISPATCH FUND						
APPROPRIATIONS						
	PERSONNEL SERVICES	1,411,434	1,472,206	1,637,856	1,732,528	1,814,492
	OPERATING EXPENDITURES	709,052	3,794,380	822,231	872,622	788,551
	TRANSFERS OUT	82,500	2,654	162,801	847,699	436,418
	DEBT SERVICE	573,265	573,265	773,265	400,000	400,000
	TOTAL APPROPRIATIONS	2,776,251	5,842,505	3,396,153	3,852,849	3,439,461
Fund: 263 CONCEALED PISTOL LICENSING FUND						
APPROPRIATIONS						
	OPERATING EXPENDITURES	3,353	2,940	4,000	12,000	6,000
	TRANSFERS OUT	20,000	20,000	20,000	25,000	25,000
	TOTAL APPROPRIATIONS	23,353	22,940	24,000	37,000	31,000
Fund: 264 LOCAL CORRECTIONS OFFICER'S TRAINING FUN						
APPROPRIATIONS						
	PERSONNEL SERVICES	2,365	1	1,750	1,750	1,750
	OPERATING EXPENDITURES	7,941	10,267	13,000	23,000	23,000
	TRANSFERS OUT	10,000	10,000			
	TOTAL APPROPRIATIONS	20,306	20,268	14,750	24,750	24,750
Fund: 265 DRUG LAW ENFORCEMENT FUND						
APPROPRIATIONS						
	OPERATING EXPENDITURES	12,073	2,311	15,000	15,000	15,000
	TRANSFERS OUT	10,000				

GL NUMBER	DESCRIPTION	2023 ACTIVITY	2024 ACTIVITY	2025 AMENDED BUDGET	2026 RECOMM BUDGET	2027 RECOMM BUDGET
Fund: 265 DRUG LAW ENFORCEMENT FUND						
APPROPRIATIONS						
	TOTAL APPROPRIATIONS	22,073	2,311	15,000	15,000	15,000
Fund: 266 LAW ENFORCEMENT FUND						
APPROPRIATIONS						
	PERSONNEL SERVICES	737,243	625,963	605,435	589,128	617,176
	OPERATING EXPENDITURES	35,037	38,081	44,266	38,030	38,488
	TRANSFERS OUT	9,600	9,600			
	TOTAL APPROPRIATIONS	781,880	673,644	649,701	627,158	655,664
Fund: 269 COUNTY LAW LIBRARY						
APPROPRIATIONS						
	OPERATING EXPENDITURES	2,176	3,469	5,000	5,000	5,000
	TOTAL APPROPRIATIONS	2,176	3,469	5,000	5,000	5,000
Fund: 272 SECONDARY ROAD						
APPROPRIATIONS						
	PERSONNEL SERVICES	187,743	181,558	185,786	197,162	204,549
	OPERATING EXPENDITURES	21,559	15,957	11,491	11,951	11,951
	TOTAL APPROPRIATIONS	209,302	197,515	197,277	209,113	216,500
Fund: 273 COMMISSION ON AGING						
APPROPRIATIONS						
	PERSONNEL SERVICES	1,275,410	1,329,474	1,546,356	1,465,992	1,509,978
	OPERATING EXPENDITURES	1,417,842	1,489,857	1,564,188	1,554,836	1,552,022
	TRANSFERS OUT	428,500	59,010	166,000	250,000	185,000
	DEBT SERVICE	204,675	206,750	204,616	204,616	204,616
	TOTAL APPROPRIATIONS	3,326,427	3,085,091	3,481,160	3,475,444	3,451,616
Fund: 274 COMMUNITY DEVELOPMENT BLOCK GRANT FUND						
APPROPRIATIONS						
	OPERATING EXPENDITURES		39,979	130,000	370,000	370,000
	TOTAL APPROPRIATIONS		39,979	130,000	370,000	370,000
Fund: 276 SCAO SWIFT & SURE GRANT						
APPROPRIATIONS						
	PERSONNEL SERVICES	7,358	5,901	8,043	8,910	9,327
	OPERATING EXPENDITURES	172,608	133,753	171,957	56,835	56,418
	TOTAL APPROPRIATIONS	179,966	139,654	180,000	65,745	65,745
Fund: 278 DRUG COURT						
APPROPRIATIONS						

GL NUMBER	DESCRIPTION	2023 ACTIVITY	2024 ACTIVITY	2025 AMENDED BUDGET	2026 RECOMM BUDGET	2027 RECOMM BUDGET
Fund: 278 DRUG COURT						
APPROPRIATIONS						
	PERSONNEL SERVICES	8,869	6,123	8,043	17,410	17,827
	OPERATING EXPENDITURES	354,356	267,430	397,796	197,370	196,729
	TOTAL APPROPRIATIONS	363,225	273,553	405,839	214,780	214,556
Fund: 284 OPIOID SETTLEMENT FUND						
APPROPRIATIONS						
	OPERATING EXPENDITURES			100,000	100,000	100,000
	TOTAL APPROPRIATIONS			100,000	100,000	100,000
Fund: 285 SHERIFFS JUSTICE TRAINING FUND (302)						
APPROPRIATIONS						
	OPERATING EXPENDITURES		2,512	3,000	10,000	10,000
	TRANSFERS OUT			12,884		
	TOTAL APPROPRIATIONS		2,512	15,884	10,000	10,000
Fund: 292 CHILD CARE - JUVENILE						
APPROPRIATIONS						
	PERSONNEL SERVICES	488,973	519,416	593,221	535,089	555,534
	OPERATING EXPENDITURES	566,380	886,146	956,200	826,940	827,560
	TOTAL APPROPRIATIONS	1,055,353	1,405,562	1,549,421	1,362,029	1,383,094
APPROPRIATIONS - ALL FUNDS		25,237,092	29,609,643	29,101,639	30,020,735	29,415,898
NET OF REVENUES/APPROPRIATIONS - ALL FUNDS		(25,237,092)	(29,609,643)	(29,101,639)	(30,020,735)	(29,415,898)



COUNTY ADMINISTRATOR

Telephone: (269) 467-5617

125 Main St.
P.O. Box 277
Centreville, MI 49032-0277

BOARD AGENDA REQUEST FORM

PROPOSED FOR BOARD MEETING OF: November 18, 2025

DEPARTMENT: Equalization

PREPARED BY: Josh Simmons

SUBJECT: Amend 2025 Apportionment Report

SPECIFIC ACTION REQUESTED:

Adopt resolution to Amend the 2025 Apportionment report.

DESCRIPTION OF ACTION/BACKGROUND (dollar amount, purpose):

Amend 2025 apportionment report.

FUNDING SOURCE IF REQUIRED (Federal, State, or Local):

N/A

PERSONNEL IF REQUIRED:

(indicate if elimination or creation and list FTE; job title; grade; full-time salary range; account number)

N/A

NEW OR RENEWAL:

Revision

PROCUREMENT INFORMATION:

(indicate if the contract was bid out, if not, state reason(s) why; indicate last time contract was bid out; indicate if awarded bidder was the lowest bidder, if not, indicate why)

N/A

CONTACT PERSON WITH PHONE NUMBER:

Josh Simmons, Equalization

(269) 467-5550

RECOMMENDATION - Completed by Administrative Team



2025
St Joseph County
Apportionment Report




St. Joseph County Historic Court House

Prepared by:
St Joseph County Equalization Department

Staff:

Joshua Simmons	Equalization Director
Mandi Lloyd	Appraiser
Erin Lamb	Equalization Technician



St Joseph County

Equalization Department

(269) 467-5576

Fax (269) 467-5672

DATE: October 14, 2025
TO: St Joseph County Board of Commissioners
FROM: Joshua Simmons, Equalization Director
RE: 2025 Annual Apportionment Report

To Whom It May Concern,

Pursuant to requirements set forth by the State of Michigan, the Equalization Department of St Joseph County has prepared the attached Apportionment Report for your review and analysis. This report is a compilation of all millage rates levied within St Joseph County by various agents and authorities. Upon your review, you will find that the taxable valuations used are based on the ad valorem values that were approved by the Commissioners in April, and thus do not account for any adjustments made by the July Board of Review, Michigan Tax Tribunal or State Tax Commission.

The statutory responsibilities of the County Board of Commissioners in this matter are listed below:

THE GENERAL PROPERTY TAX ACT (EXCERPT)

Act 206 of 1893

Sec. 37.

The county board of commissioners, either at a session held not later than October 31 in each year or at a special meeting held for a local tax collecting unit that approves under section 44a(2) the accelerated collection in a summer property tax levy of a millage that had been previously billed and collected as in a preceding tax year as part of the winter property tax levy, shall ascertain and determine the amount of money to be raised for county purposes, and shall apportion the amount and also the amount of the state tax and indebtedness of the county to the state among the several townships in the county in proportion to the valuation of the taxable real and personal property as determined by the board, or as determined by the state tax commission upon appeal in the manner provided by law for that year, which determination and apportionment shall be entered at large on county records. The board, at a session held not later than October 31 in each year, shall also examine all certificates, statements, papers, and records submitted to it, showing the money to be raised in the several townships for school, highway, drain, township, and other purposes. It shall hear and consider all objections made to raising that money by any taxpayer affected. If it appears to the board that any certificate, statement, paper, or record is not properly certified or is in any way defective, or that any proceeding to authorize the raising of the money has not been had or is in any way imperfect, the board shall verify the same, and if the certificate, statement, paper, record, or proceeding can then be corrected, supplied, or had, the board shall authorize and require the defects or omissions of proceedings to be corrected, supplied, or had. The board may refer any or all the certificates, statements, papers, records, and proceedings to the prosecuting attorney, who shall investigate and without delay report in writing his or her opinion to the

board. The board shall direct that the money proposed to be raised for township, school, highway, drain, and all other purposes authorized by law shall be spread upon the assessment roll of the proper townships, wards, and cities. This action and direction shall be entered in full upon the records of the proceedings of the board and shall be final as to the levy and assessment of all the taxes, except if there is a change made in the equalization of any county by the state tax commission upon appeal in the manner provided by law. The direction for spread of taxes shall be expressed in terms of millages to be spread against the taxable values of properties and shall not direct the raising of any specific amount of money. This section does not apply when section 36(2) applies and shall not prevent the township clerk from providing a certification to the county clerk pursuant to section 36(1). If a certification is provided pursuant to section 36(1), the county board of commissioners shall meet and direct or amend its direction for the spread of millages by local units in the county pursuant to the certification.

Respectfully submitted,

A handwritten signature in blue ink, appearing to read "Joshua Simmons". The signature is stylized and cursive.

Joshua Simmons, Director
St Joseph County Equalization

St Joseph County 2025 Apportionment Report

Table of Contents

Statement Showing Millages Apportioned by the St. Joseph County Board of Commissioners for the year 2025	Pages... 1-5
Statement of Taxable Values for Various Taxing Authorities	Pages... 6-8
Ad valorem taxes levied within each government unit	
Burr Oak Township (includes village)	Page.... 9
Colon Township (includes village)	Page.... 11
Constantine Township (includes village)	Page.... 13
Fabius Township	Page.... 15
Fawn River Township	Page.... 16
Florence Township	Page.... 17
Flowerfield Township	Page.... 19
Leonidas Township	Page.... 20
Lockport Township (includes village)	Page.... 22
Mendon Township (includes village)	Page.... 24
Mottville Township	Page.... 26
Nottawa Township (includes village)	Page.... 27
Park Township	Page.... 29
Sherman Township	Page.... 31
Sturgis Township	Page.... 33
White Pigeon Township (includes village)	Page.... 34
Three Rivers City	Page.... 35
Sturgis City	Page.... 36
Compilation of Overall Estimated Tax Revenue	Page.... 37
Comparison of Overall Estimated Tax Revenue	Page.... 39
County Drain Special Assessments	Page.... 42

2025 St. Joseph County Millage Rates

Government Unit School District & Taxable Status	Total Gov't Unit	Total DDA	Total Sturgis Library	Total County	Total School	I.S.D Name	Total I.S.D.	Total S.E.T.	Comm. College Name	Total Comm. College	Total Millage Rate	Summer Levy	Winter Levy
Burr Oak Twp													
Bronson School District [Non-PRE]	0.8704	0.0000	0.0000	7.7857	19.6920	Branch	8.0196	6.0000	None	*	42.3677	10.4863	31.8814
Bronson School District [PRE]	0.8704	0.0000	0.0000	7.7857	1.9656	Branch	8.0196	6.0000	None	*	24.6413	10.4863	14.1550
Bronson School District [Com. Personal]	0.8704	0.0000	0.0000	7.7857	7.6920	Branch	8.0196	6.0000	None	*	30.3677	10.4863	19.8814
Bronson School District [Ind. Personal]	0.8704	0.0000	0.0000	7.7857	1.9656	Branch	8.0196	0.0000	None	*	18.6413	4.4863	14.1550
Burr Oak School District [Non-PRE]	0.8704	0.0000	0.0000	7.7857	20.8998	St. Joseph	3.9047	6.0000	Glen Oaks	2.6915	42.1521	10.4863	31.6658
Burr Oak School District [PRE]	0.8704	0.0000	0.0000	7.7857	2.8998	St. Joseph	3.9047	6.0000	Glen Oaks	2.6915	24.1521	10.4863	13.6658
Burr Oak School District [Com. Personal]	0.8704	0.0000	0.0000	7.7857	8.8998	St. Joseph	3.9047	6.0000	Glen Oaks	2.6915	30.1521	10.4863	19.6658
Burr Oak School District [Ind. Personal]	0.8704	0.0000	0.0000	7.7857	2.8998	St. Joseph	3.9047	0.0000	Glen Oaks	2.6915	18.1521	4.4863	13.6658
Colon School District [Non-PRE]	0.8704	0.0000	0.0000	7.7857	23.0706	St. Joseph	3.9047	6.0000	Glen Oaks	2.6915	44.3229	10.4863	33.8366
Colon School District [PRE]	0.8704	0.0000	0.0000	7.7857	5.0706	St. Joseph	3.9047	6.0000	Glen Oaks	2.6915	26.3229	10.4863	15.8366
Colon School District [Com. Personal]	0.8704	0.0000	0.0000	7.7857	11.0706	St. Joseph	3.9047	6.0000	Glen Oaks	2.6915	32.3229	10.4863	21.8366
Colon School District [Ind. Personal]	0.8704	0.0000	0.0000	7.7857	5.0706	St. Joseph	3.9047	0.0000	Glen Oaks	2.6915	20.3229	4.4863	15.8366
Nottawa School District [Non-PRE]	0.8704	0.0000	0.0000	7.7857	19.4226	St. Joseph	3.9047	6.0000	Glen Oaks	2.6915	40.6749	10.4863	30.1886
Nottawa School District [PRE]	0.8704	0.0000	0.0000	7.7857	1.4226	St. Joseph	3.9047	6.0000	Glen Oaks	2.6915	22.6749	10.4863	12.1886
Nottawa School District [Com. Personal]	0.8704	0.0000	0.0000	7.7857	7.4226	St. Joseph	3.9047	6.0000	Glen Oaks	2.6915	28.6749	10.4863	18.1886
Nottawa School District [Ind. Personal]	0.8704	0.0000	0.0000	7.7857	1.4226	St. Joseph	3.9047	0.0000	Glen Oaks	2.6915	16.6749	4.4863	12.1886
Sturgis School District [Non-PRE]	0.8704	0.0000	0.0000	7.7857	26.1036	St. Joseph	3.9047	6.0000	Glen Oaks	2.6915	47.3559	10.4863	36.8696
Sturgis School District [PRE]	0.8704	0.0000	0.0000	7.7857	8.6943	St. Joseph	3.9047	6.0000	Glen Oaks	2.6915	29.9466	10.4863	19.4603
Sturgis School District [Com. Personal]	0.8704	0.0000	0.0000	7.7857	14.1036	St. Joseph	3.9047	6.0000	Glen Oaks	2.6915	35.3559	10.4863	24.8696
Sturgis School District [Ind. Personal]	0.8704	0.0000	0.0000	7.7857	8.6943	St. Joseph	3.9047	0.0000	Glen Oaks	2.6915	23.9466	4.4863	19.4603
Colon Twp													
Burr Oak School District [Non-PRE]	3.3084	0.0000	0.0000	7.7857	20.8998	St. Joseph	3.9047	6.0000	Glen Oaks	2.6915	44.5901	10.4863	34.1038
Burr Oak School District [PRE]	3.3084	0.0000	0.0000	7.7857	2.8998	St. Joseph	3.9047	6.0000	Glen Oaks	2.6915	26.5901	10.4863	16.1038
Burr Oak School District [Com. Personal]	1.7380	0.0000	0.0000	7.7857	8.8998	St. Joseph	3.9047	6.0000	Glen Oaks	2.6915	31.0197	10.4863	20.5334
Burr Oak School District [Ind. Personal]	1.7380	0.0000	0.0000	7.7857	2.8998	St. Joseph	3.9047	0.0000	Glen Oaks	2.6915	19.0197	4.4863	14.5334
Colon School District [Non-PRE]	3.3084	0.0000	0.0000	7.7857	23.0706	St. Joseph	3.9047	6.0000	Glen Oaks	2.6915	46.7609	10.4863	36.2746
Colon School District [PRE]	3.3084	0.0000	0.0000	7.7857	5.0706	St. Joseph	3.9047	6.0000	Glen Oaks	2.6915	28.7609	10.4863	18.2746
Colon School District [Com. Personal]	1.7380	0.0000	0.0000	7.7857	11.0706	St. Joseph	3.9047	6.0000	Glen Oaks	2.6915	33.1905	10.4863	22.7042
Colon School District [Ind. Personal]	1.7380	0.0000	0.0000	7.7857	5.0706	St. Joseph	3.9047	0.0000	Glen Oaks	2.6915	21.1905	4.4863	16.7042
Mendon School District [Non-PRE]	3.3084	0.0000	0.0000	7.7857	26.0000	St. Joseph	3.9047	6.0000	Glen Oaks	2.6915	49.6903	10.4863	39.2040
Mendon School District [PRE]	3.3084	0.0000	0.0000	7.7857	8.0000	St. Joseph	3.9047	6.0000	Glen Oaks	2.6915	31.6903	10.4863	21.2040
Mendon School District [Com. Personal]	1.7380	0.0000	0.0000	7.7857	14.0000	St. Joseph	3.9047	6.0000	Glen Oaks	2.6915	36.1199	10.4863	25.6336
Mendon School District [Ind. Personal]	1.7380	0.0000	0.0000	7.7857	8.0000	St. Joseph	3.9047	0.0000	Glen Oaks	2.6915	24.1199	4.4863	19.6336
Nottawa School District [Non-PRE]	3.3084	0.0000	0.0000	7.7857	19.4226	St. Joseph	3.9047	6.0000	Glen Oaks	2.6915	43.1129	10.4863	32.6266
Nottawa School District [PRE]	3.3084	0.0000	0.0000	7.7857	1.4226	St. Joseph	3.9047	6.0000	Glen Oaks	2.6915	25.1129	10.4863	14.6266
Nottawa School District [Com. Personal]	1.7380	0.0000	0.0000	7.7857	7.4226	St. Joseph	3.9047	6.0000	Glen Oaks	2.6915	29.5425	10.4863	19.0562
Nottawa School District [Ind. Personal]	1.7380	0.0000	0.0000	7.7857	1.4226	St. Joseph	3.9047	0.0000	Glen Oaks	2.6915	17.5425	4.4863	13.0562
Constantine Twp													
Constantine School District [Non-PRE]	2.6034	0.0000	0.0000	7.7857	22.5500	St. Joseph	3.9047	6.0000	Glen Oaks	2.6915	45.5353	10.4863	35.0490
Constantine School District [PRE]	2.6034	0.0000	0.0000	7.7857	4.5500	St. Joseph	3.9047	6.0000	Glen Oaks	2.6915	27.5353	10.4863	17.0490
Constantine School District [Com. Personal]	1.8534	0.0000	0.0000	7.7857	10.5500	St. Joseph	3.9047	6.0000	Glen Oaks	2.6915	32.7853	10.4863	22.2990
Constantine School District [Ind. Personal]	1.8534	0.0000	0.0000	7.7857	4.5500	St. Joseph	3.9047	0.0000	Glen Oaks	2.6915	20.7853	4.4863	16.2990
Three Rivers School District [Non-PRE]	2.6034	0.0000	0.0000	7.7857	22.9000	St. Joseph	3.9047	6.0000	Glen Oaks	2.6915	45.8853	10.4863	35.3990
Three Rivers School District [PRE]	2.6034	0.0000	0.0000	7.7857	4.9000	St. Joseph	3.9047	6.0000	Glen Oaks	2.6915	27.8853	10.4863	17.3990
Three Rivers School District [Com. Personal]	1.8534	0.0000	0.0000	7.7857	10.9000	St. Joseph	3.9047	6.0000	Glen Oaks	2.6915	33.1353	10.4863	22.6490
Three Rivers School District [Ind. Personal]	1.8534	0.0000	0.0000	7.7857	4.9000	St. Joseph	3.9047	0.0000	Glen Oaks	2.6915	21.1353	4.4863	16.6490
White Pigeon School District [Non-PRE]	2.6034	0.0000	0.0000	7.7857	21.7854	St. Joseph	3.9047	6.0000	Glen Oaks	2.6915	44.7707	10.4863	34.2844
White Pigeon School District [PRE]	2.6034	0.0000	0.0000	7.7857	3.7854	St. Joseph	3.9047	6.0000	Glen Oaks	2.6915	26.7707	10.4863	16.2844
White Pigeon School District [Com. Personal]	1.8534	0.0000	0.0000	7.7857	9.7854	St. Joseph	3.9047	6.0000	Glen Oaks	2.6915	32.0207	10.4863	21.5344
White Pigeon School District [Ind. Personal]	1.8534	0.0000	0.0000	7.7857	3.7854	St. Joseph	3.9047	0.0000	Glen Oaks	2.6915	20.0207	4.4863	15.5344

2025 St. Joseph County Millage Rates

Government Unit School District & Taxable Status	Total Gov't Unit	Total DDA	Total Sturgis Library	Total County	Total School	I.S.D Name	Total I.S.D.	Total S.E.T.	Comm. College Name	Total Comm. College	Total Millage Rate	Summer Levy	Winter Levy
Fabius Twp													
Constantine School District [Non-PRE]	0.0000	0.0000	0.0000	7.7857	22.5500	St. Joseph	3.9047	6.0000	Glen Oaks	2.6915	42.9319	10.4863	32.4456
Constantine School District [PRE]	0.0000	0.0000	0.0000	7.7857	4.5500	St. Joseph	3.9047	6.0000	Glen Oaks	2.6915	24.9319	10.4863	14.4456
Constantine School District [Com. Personal]	0.0000	0.0000	0.0000	7.7857	10.5500	St. Joseph	3.9047	6.0000	Glen Oaks	2.6915	30.9319	10.4863	20.4456
Constantine School District [Ind. Personal]	0.0000	0.0000	0.0000	7.7857	4.5500	St. Joseph	3.9047	0.0000	Glen Oaks	2.6915	18.9319	4.4863	14.4456
Three Rivers School District [Non-PRE]	0.0000	0.0000	0.0000	7.7857	22.9000	St. Joseph	3.9047	6.0000	Glen Oaks	2.6915	43.2819	10.4863	32.7956
Three Rivers School District [PRE]	0.0000	0.0000	0.0000	7.7857	4.9000	St. Joseph	3.9047	6.0000	Glen Oaks	2.6915	25.2819	10.4863	14.7956
Three Rivers School District [Com. Personal]	0.0000	0.0000	0.0000	7.7857	10.9000	St. Joseph	3.9047	6.0000	Glen Oaks	2.6915	31.2819	10.4863	20.7956
Three Rivers School District [Ind. Personal]	0.0000	0.0000	0.0000	7.7857	4.9000	St. Joseph	3.9047	0.0000	Glen Oaks	2.6915	19.2819	4.4863	14.7956
Fawn River Twp													
Sturgis School District [Non-PRE]	2.0000	0.0000	1.0657	7.7857	26.1036	St. Joseph	3.9047	6.0000	Glen Oaks	2.6915	49.5512	10.4863	39.0649
Sturgis School District [PRE]	2.0000	0.0000	1.0657	7.7857	8.6943	St. Joseph	3.9047	6.0000	Glen Oaks	2.6915	32.1419	10.4863	21.6556
Sturgis School District [Com. Personal]	0.0000	0.0000	1.0657	7.7857	14.1036	St. Joseph	3.9047	6.0000	Glen Oaks	2.6915	35.5512	10.4863	25.0649
Sturgis School District [Ind. Personal]	0.0000	0.0000	1.0657	7.7857	8.6943	St. Joseph	3.9047	0.0000	Glen Oaks	2.6915	24.1419	4.4863	19.6556
Florence Twp													
Centreville School District [Non-PRE]	0.9046	0.0000	0.0000	7.7857	25.0000	St. Joseph	3.9047	6.0000	Glen Oaks	2.6915	46.2865	10.4863	35.8002
Centreville School District [PRE]	0.9046	0.0000	0.0000	7.7857	7.0000	St. Joseph	3.9047	6.0000	Glen Oaks	2.6915	28.2865	10.4863	17.8002
Centreville School District [Com. Personal]	0.9046	0.0000	0.0000	7.7857	13.0000	St. Joseph	3.9047	6.0000	Glen Oaks	2.6915	34.2865	10.4863	23.8002
Centreville School District [Ind. Personal]	0.9046	0.0000	0.0000	7.7857	7.0000	St. Joseph	3.9047	0.0000	Glen Oaks	2.6915	22.2865	4.4863	17.8002
Constantine School District [Non-PRE]	0.9046	0.0000	0.0000	7.7857	22.5500	St. Joseph	3.9047	6.0000	Glen Oaks	2.6915	43.8365	10.4863	33.3502
Constantine School District [PRE]	0.9046	0.0000	0.0000	7.7857	4.5500	St. Joseph	3.9047	6.0000	Glen Oaks	2.6915	25.8365	10.4863	15.3502
Constantine School District [Com. Personal]	0.9046	0.0000	0.0000	7.7857	10.5500	St. Joseph	3.9047	6.0000	Glen Oaks	2.6915	31.8365	10.4863	21.3502
Constantine School District [Ind. Personal]	0.9046	0.0000	0.0000	7.7857	4.5500	St. Joseph	3.9047	0.0000	Glen Oaks	2.6915	19.8365	4.4863	15.3502
Three Rivers School District [Non-PRE]	0.9046	0.0000	0.0000	7.7857	22.9000	St. Joseph	3.9047	6.0000	Glen Oaks	2.6915	44.1865	10.4863	33.7002
Three Rivers School District [PRE]	0.9046	0.0000	0.0000	7.7857	4.9000	St. Joseph	3.9047	6.0000	Glen Oaks	2.6915	26.1865	10.4863	15.7002
Three Rivers School District [Com. Personal]	0.9046	0.0000	0.0000	7.7857	10.9000	St. Joseph	3.9047	6.0000	Glen Oaks	2.6915	32.1865	10.4863	21.7002
Three Rivers School District [Ind. Personal]	0.9046	0.0000	0.0000	7.7857	4.9000	St. Joseph	3.9047	0.0000	Glen Oaks	2.6915	20.1865	4.4863	15.7002
White Pigeon School District [Non-PRE]	0.9046	0.0000	0.0000	7.7857	21.7854	St. Joseph	3.9047	6.0000	Glen Oaks	2.6915	43.0719	10.4863	32.5856
White Pigeon School District [PRE]	0.9046	0.0000	0.0000	7.7857	3.7854	St. Joseph	3.9047	6.0000	Glen Oaks	2.6915	25.0719	10.4863	14.5856
White Pigeon School District [Com. Personal]	0.9046	0.0000	0.0000	7.7857	9.7854	St. Joseph	3.9047	6.0000	Glen Oaks	2.6915	31.0719	10.4863	20.5856
White Pigeon School District [Ind. Personal]	0.9046	0.0000	0.0000	7.7857	3.7854	St. Joseph	3.9047	0.0000	Glen Oaks	2.6915	19.0719	4.4863	14.5856
Flowerfield Twp													
Marcellus School District [Non-PRE]	1.8326	0.0000	0.0000	7.7857	22.6500	Heritage SW	2.1798	6.0000	Glen Oaks	2.6915	43.1396	10.4863	32.6533
Marcellus School District [PRE]	1.8326	0.0000	0.0000	7.7857	4.6500	Heritage SW	2.1798	6.0000	Glen Oaks	2.6915	25.1396	10.4863	14.6533
Marcellus School District [Com. Personal]	1.8326	0.0000	0.0000	7.7857	10.6500	Heritage SW	2.1798	6.0000	Glen Oaks	2.6915	31.1396	10.4863	20.6533
Marcellus School District [Ind. Personal]	1.8326	0.0000	0.0000	7.7857	4.6500	Heritage SW	2.1798	0.0000	Glen Oaks	2.6915	19.1396	4.4863	14.6533
Three Rivers School District [Non-PRE]	1.8326	0.0000	0.0000	7.7857	22.9000	St. Joseph	3.9047	6.0000	Glen Oaks	2.6915	45.1145	10.4863	34.6282
Three Rivers School District [PRE]	1.8326	0.0000	0.0000	7.7857	4.9000	St. Joseph	3.9047	6.0000	Glen Oaks	2.6915	27.1145	10.4863	16.6282
Three Rivers School District [Com. Personal]	1.8326	0.0000	0.0000	7.7857	10.9000	St. Joseph	3.9047	6.0000	Glen Oaks	2.6915	33.1145	10.4863	22.6282
Three Rivers School District [Ind. Personal]	1.8326	0.0000	0.0000	7.7857	4.9000	St. Joseph	3.9047	0.0000	Glen Oaks	2.6915	21.1145	4.4863	16.6282
Leonidas Twp													
Athens School District [Non-PRE]	2.9965	0.0000	0.0000	7.7857	21.0000	Calhoun	6.1919	6.0000	Kellogg	3.6109	47.5850	10.4863	37.0987
Athens School District [PRE]	2.9965	0.0000	0.0000	7.7857	3.0000	Calhoun	6.1919	6.0000	Kellogg	3.6109	29.5850	10.4863	19.0987
Athens School District [Com. Personal]	2.9965	0.0000	0.0000	7.7857	9.0000	Calhoun	6.1919	6.0000	Kellogg	3.6109	35.5850	10.4863	25.0987
Athens School District [Ind. Personal]	2.9965	0.0000	0.0000	7.7857	3.0000	Calhoun	6.1919	0.0000	Kellogg	3.6109	23.5850	4.4863	19.0987
Colon School District [Non-PRE]	2.9965	0.0000	0.0000	7.7857	23.0706	St. Joseph	3.9047	6.0000	Glen Oaks	2.6915	46.4490	10.4863	35.9627
Colon School District [PRE]	2.9965	0.0000	0.0000	7.7857	5.0706	St. Joseph	3.9047	6.0000	Glen Oaks	2.6915	28.4490	10.4863	17.9627
Colon School District [Com. Personal]	2.9965	0.0000	0.0000	7.7857	11.0706	St. Joseph	3.9047	6.0000	Glen Oaks	2.6915	34.4490	10.4863	23.9627
Colon School District [Ind. Personal]	2.9965	0.0000	0.0000	7.7857	5.0706	St. Joseph	3.9047	0.0000	Glen Oaks	2.6915	22.4490	4.4863	17.9627
Mendon School District [Non-PRE]	2.9965	0.0000	0.0000	7.7857	26.0000	St. Joseph	3.9047	6.0000	Glen Oaks	2.6915	49.3784	10.4863	38.8921
Mendon School District [PRE]	2.9965	0.0000	0.0000	7.7857	8.0000	St. Joseph	3.9047	6.0000	Glen Oaks	2.6915	31.3784	10.4863	20.8921
Mendon School District [Com. Personal]	2.9965	0.0000	0.0000	7.7857	14.0000	St. Joseph	3.9047	6.0000	Glen Oaks	2.6915	37.3784	10.4863	26.8921
Mendon School District [Ind. Personal]	2.9965	0.0000	0.0000	7.7857	8.0000	St. Joseph	3.9047	0.0000	Glen Oaks	2.6915	25.3784	4.4863	20.8921
Vicksburg School District [Non-PRE]	2.9965	0.0000	0.0000	7.7857	24.6000	K-Resa	6.9565	6.0000	KVCC	2.7645	51.1032	10.4863	40.6169
Vicksburg School District [PRE]	2.9965	0.0000	0.0000	7.7857	6.6000	K-Resa	6.9565	6.0000	KVCC	2.7645	33.1032	10.4863	22.6169
Vicksburg School District [Com. Personal]	2.9965	0.0000	0.0000	7.7857	12.6000	K-Resa	6.9565	6.0000	KVCC	2.7645	39.1032	10.4863	28.6169
Vicksburg School District [Ind. Personal]	2.9965	0.0000	0.0000	7.7857	6.6000	K-Resa	6.9565	0.0000	KVCC	2.7645	27.1032	4.4863	22.6169

2025 St. Joseph County Millage Rates

Government Unit School District & Taxable Status	Total Gov't Unit	Total DDA	Total Sturgis Library	Total County	Total School	I.S.D Name	Total I.S.D.	Total S.E.T.	Comm. College Name	Total Comm. College	Total Millage Rate	Summer Levy	Winter Levy
Lockport Twp													
Centreville School District [Non-PRE]	2.2471	0.0000	0.0000	7.7857	25.0000	St. Joseph	3.9047	6.0000	Glen Oaks	2.6915	47.6290	10.4863	37.1427
Centreville School District [PRE]	2.2471	0.0000	0.0000	7.7857	7.0000	St. Joseph	3.9047	6.0000	Glen Oaks	2.6915	29.6290	10.4863	19.1427
Centreville School District [Com. Personal]	2.2471	0.0000	0.0000	7.7857	13.0000	St. Joseph	3.9047	6.0000	Glen Oaks	2.6915	35.6290	10.4863	25.1427
Centreville School District [Ind. Personal]	2.2471	0.0000	0.0000	7.7857	7.0000	St. Joseph	3.9047	0.0000	Glen Oaks	2.6915	23.6290	4.4863	19.1427
Mendon School District [Non-PRE]	2.2471	0.0000	0.0000	7.7857	26.0000	St. Joseph	3.9047	6.0000	Glen Oaks	2.6915	48.6290	10.4863	38.1427
Mendon School District [PRE]	2.2471	0.0000	0.0000	7.7857	8.0000	St. Joseph	3.9047	6.0000	Glen Oaks	2.6915	30.6290	10.4863	20.1427
Mendon School District [Com. Personal]	2.2471	0.0000	0.0000	7.7857	14.0000	St. Joseph	3.9047	6.0000	Glen Oaks	2.6915	36.6290	10.4863	26.1427
Mendon School District [Ind. Personal]	2.2471	0.0000	0.0000	7.7857	8.0000	St. Joseph	3.9047	0.0000	Glen Oaks	2.6915	24.6290	4.4863	20.1427
Three Rivers School District [Non-PRE]	2.2471	0.0000	0.0000	7.7857	22.9000	St. Joseph	3.9047	6.0000	Glen Oaks	2.6915	45.5290	10.4863	35.0427
Three Rivers School District [PRE]	2.2471	0.0000	0.0000	7.7857	4.9000	St. Joseph	3.9047	6.0000	Glen Oaks	2.6915	27.5290	10.4863	17.0427
Three Rivers School District [Com. Personal]	2.2471	0.0000	0.0000	7.7857	10.9000	St. Joseph	3.9047	6.0000	Glen Oaks	2.6915	33.5290	10.4863	23.0427
Three Rivers School District [Ind. Personal]	2.2471	0.0000	0.0000	7.7857	4.9000	St. Joseph	3.9047	0.0000	Glen Oaks	2.6915	21.5290	4.4863	17.0427
Mendon Twp													
Mendon School District [Non-PRE]	3.9653	0.0000	0.0000	7.7857	26.0000	St. Joseph	3.9047	6.0000	Glen Oaks	2.6915	50.3472	10.4863	39.8609
Mendon School District [PRE]	3.9653	0.0000	0.0000	7.7857	8.0000	St. Joseph	3.9047	6.0000	Glen Oaks	2.6915	32.3472	10.4863	21.8609
Mendon School District [Com. Personal]	1.9454	0.0000	0.0000	7.7857	14.0000	St. Joseph	3.9047	6.0000	Glen Oaks	2.6915	36.3273	10.4863	25.8410
Mendon School District [Ind. Personal]	1.9454	0.0000	0.0000	7.7857	8.0000	St. Joseph	3.9047	0.0000	Glen Oaks	2.6915	24.3273	4.4863	19.8410
Vicksburg School District [Non-PRE]	3.9653	0.0000	0.0000	7.7857	24.6000	K-Resa	6.9565	6.0000	KVCC	2.7645	52.0720	10.4863	41.5857
Vicksburg School District [PRE]	3.9653	0.0000	0.0000	7.7857	6.6000	K-Resa	6.9565	6.0000	KVCC	2.7645	34.0720	10.4863	23.5857
Vicksburg School District [Com. Personal]	1.9454	0.0000	0.0000	7.7857	12.6000	K-Resa	6.9565	6.0000	KVCC	2.7645	38.0521	10.4863	27.5658
Vicksburg School District [Ind. Personal]	1.9454	0.0000	0.0000	7.7857	6.6000	K-Resa	6.9565	0.0000	KVCC	2.7645	26.0521	4.4863	21.5658
Mottville Twp													
Constantine School District [Non-PRE]	1.4294	0.0000	0.0000	7.7857	22.5500	St. Joseph	3.9047	6.0000	Glen Oaks	2.6915	44.3613	10.4863	33.8750
Constantine School District [PRE]	1.4294	0.0000	0.0000	7.7857	4.5500	St. Joseph	3.9047	6.0000	Glen Oaks	2.6915	26.3613	10.4863	15.8750
Constantine School District [Com. Personal]	1.1794	0.0000	0.0000	7.7857	10.5500	St. Joseph	3.9047	6.0000	Glen Oaks	2.6915	32.1113	10.4863	21.6250
Constantine School District [Ind. Personal]	1.1794	0.0000	0.0000	7.7857	4.5500	St. Joseph	3.9047	0.0000	Glen Oaks	2.6915	20.1113	4.4863	15.6250
White Pigeon School District [Non-PRE]	1.4294	0.0000	0.0000	7.7857	21.7854	St. Joseph	3.9047	6.0000	Glen Oaks	2.6915	43.5967	10.4863	33.1104
White Pigeon School District [PRE]	1.4294	0.0000	0.0000	7.7857	3.7854	St. Joseph	3.9047	6.0000	Glen Oaks	2.6915	25.5967	10.4863	15.1104
White Pigeon School District [Com. Personal]	1.1794	0.0000	0.0000	7.7857	9.7854	St. Joseph	3.9047	6.0000	Glen Oaks	2.6915	31.3467	10.4863	20.8604
White Pigeon School District [Ind. Personal]	1.1794	0.0000	0.0000	7.7857	3.7854	St. Joseph	3.9047	0.0000	Glen Oaks	2.6915	19.3467	4.4863	14.8604
Nottawa Twp													
Centreville School District [Non-PRE]	4.1353	0.0000	0.0000	7.7857	25.0000	St. Joseph	3.9047	6.0000	Glen Oaks	2.6915	49.5172	10.4863	39.0309
Centreville School District [PRE]	4.1353	0.0000	0.0000	7.7857	7.0000	St. Joseph	3.9047	6.0000	Glen Oaks	2.6915	31.5172	10.4863	21.0309
Centreville School District [Com. Personal]	4.1353	0.0000	0.0000	7.7857	13.0000	St. Joseph	3.9047	6.0000	Glen Oaks	2.6915	37.5172	10.4863	27.0309
Centreville School District [Ind. Personal]	4.1353	0.0000	0.0000	7.7857	7.0000	St. Joseph	3.9047	0.0000	Glen Oaks	2.6915	25.5172	4.4863	21.0309
Colon School District [Non-PRE]	4.1353	0.0000	0.0000	7.7857	23.0706	St. Joseph	3.9047	6.0000	Glen Oaks	2.6915	47.5878	10.4863	37.1015
Colon School District [PRE]	4.1353	0.0000	0.0000	7.7857	5.0706	St. Joseph	3.9047	6.0000	Glen Oaks	2.6915	29.5878	10.4863	19.1015
Colon School District [Com. Personal]	4.1353	0.0000	0.0000	7.7857	11.0706	St. Joseph	3.9047	6.0000	Glen Oaks	2.6915	35.5878	10.4863	25.1015
Colon School District [Ind. Personal]	4.1353	0.0000	0.0000	7.7857	5.0706	St. Joseph	3.9047	0.0000	Glen Oaks	2.6915	23.5878	4.4863	19.1015
Mendon School District [Non-PRE]	4.1353	0.0000	0.0000	7.7857	26.0000	St. Joseph	3.9047	6.0000	Glen Oaks	2.6915	50.5172	10.4863	40.0309
Mendon School District [PRE]	4.1353	0.0000	0.0000	7.7857	8.0000	St. Joseph	3.9047	6.0000	Glen Oaks	2.6915	32.5172	10.4863	22.0309
Mendon School District [Com. Personal]	4.1353	0.0000	0.0000	7.7857	14.0000	St. Joseph	3.9047	6.0000	Glen Oaks	2.6915	38.5172	10.4863	28.0309
Mendon School District [Ind. Personal]	4.1353	0.0000	0.0000	7.7857	8.0000	St. Joseph	3.9047	0.0000	Glen Oaks	2.6915	26.5172	4.4863	22.0309
Nottawa School District [Non-PRE]	4.1353	0.0000	0.0000	7.7857	19.4226	St. Joseph	3.9047	6.0000	Glen Oaks	2.6915	43.9398	10.4863	33.4535
Nottawa School District [PRE]	4.1353	0.0000	0.0000	7.7857	1.4226	St. Joseph	3.9047	6.0000	Glen Oaks	2.6915	25.9398	10.4863	15.4535
Nottawa School District [Com. Personal]	4.1353	0.0000	0.0000	7.7857	7.4226	St. Joseph	3.9047	6.0000	Glen Oaks	2.6915	31.9398	10.4863	21.4535
Nottawa School District [Ind. Personal]	4.1353	0.0000	0.0000	7.7857	1.4226	St. Joseph	3.9047	0.0000	Glen Oaks	2.6915	19.9398	4.4863	15.4535

2025 St. Joseph County Millage Rates

Government Unit School District & Taxable Status	Total Gov't Unit	Total DDA	Total Sturgis Library	Total County	Total School	I.S.D Name	Total I.S.D.	Total S.E.T.	Comm. College Name	Total Comm. College	Total Millage Rate	Summer Levy	Winter Levy
Park Twp													
Mendon School District [Non-PRE]	1.9528	0.0000	0.0000	7.7857	26.0000	St. Joseph	3.9047	6.0000	Glen Oaks	2.6915	48.3347	10.4863	37.8484
Mendon School District [PRE]	1.9528	0.0000	0.0000	7.7857	8.0000	St. Joseph	3.9047	6.0000	Glen Oaks	2.6915	30.3347	10.4863	19.8484
Mendon School District [Com. Personal]	0.9528	0.0000	0.0000	7.7857	14.0000	St. Joseph	3.9047	6.0000	Glen Oaks	2.6915	35.3347	10.4863	24.8484
Mendon School District [Ind. Personal]	0.9528	0.0000	0.0000	7.7857	8.0000	St. Joseph	3.9047	0.0000	Glen Oaks	2.6915	23.3347	4.4863	18.8484
Three Rivers School District [Non-PRE]	1.9528	0.0000	0.0000	7.7857	22.9000	St. Joseph	3.9047	6.0000	Glen Oaks	2.6915	45.2347	10.4863	34.7484
Three Rivers School District [PRE]	1.9528	0.0000	0.0000	7.7857	4.9000	St. Joseph	3.9047	6.0000	Glen Oaks	2.6915	27.2347	10.4863	16.7484
Three Rivers School District [Com. Personal]	0.9528	0.0000	0.0000	7.7857	10.9000	St. Joseph	3.9047	6.0000	Glen Oaks	2.6915	32.2347	10.4863	21.7484
Three Rivers School District [Ind. Personal]	0.9528	0.0000	0.0000	7.7857	4.9000	St. Joseph	3.9047	0.0000	Glen Oaks	2.6915	20.2347	4.4863	15.7484
Vicksburg School District [Non-PRE]	1.9528	0.0000	0.0000	7.7857	24.6000	K-Resa	6.9565	6.0000	KVCC	2.7645	50.0595	10.4863	39.5732
Vicksburg School District [PRE]	1.9528	0.0000	0.0000	7.7857	6.6000	K-Resa	6.9565	6.0000	KVCC	2.7645	32.0595	10.4863	21.5732
Vicksburg School District [Com. Personal]	0.9528	0.0000	0.0000	7.7857	12.6000	K-Resa	6.9565	6.0000	KVCC	2.7645	37.0595	10.4863	26.5732
Vicksburg School District [Ind. Personal]	0.9528	0.0000	0.0000	7.7857	6.6000	K-Resa	6.9565	0.0000	KVCC	2.7645	25.0595	4.4863	20.5732
Sherman Twp													
Burr Oak School District [Non-PRE]	0.5000	0.0000	1.0657	7.7857	20.8998	St. Joseph	3.9047	6.0000	Glen Oaks	2.6915	42.8474	10.4863	32.3611
Burr Oak School District [PRE]	0.5000	0.0000	1.0657	7.7857	2.8998	St. Joseph	3.9047	6.0000	Glen Oaks	2.6915	24.8474	10.4863	14.3611
Burr Oak School District [Com. Personal]	0.5000	0.0000	1.0657	7.7857	8.8998	St. Joseph	3.9047	6.0000	Glen Oaks	2.6915	30.8474	10.4863	20.3611
Burr Oak School District [Ind. Personal]	0.5000	0.0000	1.0657	7.7857	2.8998	St. Joseph	3.9047	0.0000	Glen Oaks	2.6915	18.8474	4.4863	14.3611
Centreville School District [Non-PRE]	0.5000	0.0000	1.0657	7.7857	25.0000	St. Joseph	3.9047	6.0000	Glen Oaks	2.6915	46.9476	10.4863	36.4613
Centreville School District [PRE]	0.5000	0.0000	1.0657	7.7857	7.0000	St. Joseph	3.9047	6.0000	Glen Oaks	2.6915	28.9476	10.4863	18.4613
Centreville School District [Com. Personal]	0.5000	0.0000	1.0657	7.7857	13.0000	St. Joseph	3.9047	6.0000	Glen Oaks	2.6915	34.9476	10.4863	24.4613
Centreville School District [Ind. Personal]	0.5000	0.0000	1.0657	7.7857	7.0000	St. Joseph	3.9047	0.0000	Glen Oaks	2.6915	22.9476	4.4863	18.4613
Nottawa School District [Non-PRE]	0.5000	0.0000	1.0657	7.7857	19.4226	St. Joseph	3.9047	6.0000	Glen Oaks	2.6915	41.3702	10.4863	30.8839
Nottawa School District [PRE]	0.5000	0.0000	1.0657	7.7857	1.4226	St. Joseph	3.9047	6.0000	Glen Oaks	2.6915	23.3702	10.4863	12.8839
Nottawa School District [Com. Personal]	0.5000	0.0000	1.0657	7.7857	7.4226	St. Joseph	3.9047	6.0000	Glen Oaks	2.6915	29.3702	10.4863	18.8839
Nottawa School District [Ind. Personal]	0.5000	0.0000	1.0657	7.7857	1.4226	St. Joseph	3.9047	0.0000	Glen Oaks	2.6915	17.3702	4.4863	12.8839
Sturgis School District [Non-PRE]	0.5000	0.0000	1.0657	7.7857	26.1036	St. Joseph	3.9047	6.0000	Glen Oaks	2.6915	48.0512	10.4863	37.5649
Sturgis School District [PRE]	0.5000	0.0000	1.0657	7.7857	8.6943	St. Joseph	3.9047	6.0000	Glen Oaks	2.6915	30.6419	10.4863	20.1566
Sturgis School District [Com. Personal]	0.5000	0.0000	1.0657	7.7857	14.1036	St. Joseph	3.9047	6.0000	Glen Oaks	2.6915	36.0512	10.4863	25.5649
Sturgis School District [Ind. Personal]	0.5000	0.0000	1.0657	7.7857	8.6943	St. Joseph	3.9047	0.0000	Glen Oaks	2.6915	24.6419	4.4863	20.1566
White Pigeon School District [Non-PRE]	0.5000	0.0000	1.0657	7.7857	21.7854	St. Joseph	3.9047	6.0000	Glen Oaks	2.6915	43.7330	10.4863	33.2467
White Pigeon School District [PRE]	0.5000	0.0000	1.0657	7.7857	3.7854	St. Joseph	3.9047	6.0000	Glen Oaks	2.6915	25.7330	10.4863	15.2467
White Pigeon School District [Com. Personal]	0.5000	0.0000	1.0657	7.7857	9.7854	St. Joseph	3.9047	6.0000	Glen Oaks	2.6915	31.7330	10.4863	21.2467
White Pigeon School District [Ind. Personal]	0.5000	0.0000	1.0657	7.7857	3.7854	St. Joseph	3.9047	0.0000	Glen Oaks	2.6915	19.7330	4.4863	15.2467
Sturgis Twp													
Sturgis School District [Non-PRE]	0.0000	0.0000	1.0657	7.7857	26.1036	St. Joseph	3.9047	6.0000	Glen Oaks	2.6915	47.5512	10.4863	37.0649
Sturgis School District [PRE]	0.0000	0.0000	1.0657	7.7857	8.6943	St. Joseph	3.9047	6.0000	Glen Oaks	2.6915	30.1419	10.4863	19.6566
Sturgis School District [Com. Personal]	0.0000	0.0000	1.0657	7.7857	14.1036	St. Joseph	3.9047	6.0000	Glen Oaks	2.6915	35.5512	10.4863	25.0649
Sturgis School District [Ind. Personal]	0.0000	0.0000	1.0657	7.7857	8.6943	St. Joseph	3.9047	0.0000	Glen Oaks	2.6915	24.1419	4.4863	19.6566
White Pigeon Twp													
White Pigeon School District [Non-PRE]	2.5722	0.0000	0.0000	7.7857	21.7854	St. Joseph	3.9047	6.0000	Glen Oaks	2.6915	44.7395	10.4863	34.2532
White Pigeon School District [PRE]	2.5722	0.0000	0.0000	7.7857	3.7854	St. Joseph	3.9047	6.0000	Glen Oaks	2.6915	26.7395	10.4863	16.2532
White Pigeon School District [Com. Personal]	2.5722	0.0000	0.0000	7.7857	9.7854	St. Joseph	3.9047	6.0000	Glen Oaks	2.6915	32.7395	10.4863	22.2532
White Pigeon School District [Ind. Personal]	2.5722	0.0000	0.0000	7.7857	3.7854	St. Joseph	3.9047	0.0000	Glen Oaks	2.6915	20.7395	4.4863	16.2532
Three Rivers City													
Three Rivers School District [Non-PRE]	19.6247	1.8512	0.0000	7.7857	22.9000	St. Joseph	3.9047	6.0000	Glen Oaks	2.6915	62.9066	38.5975	24.3091
Three Rivers School District [PRE]	19.6247	1.8512	0.0000	7.7857	4.9000	St. Joseph	3.9047	6.0000	Glen Oaks	2.6915	44.9066	29.5975	15.3091
Three Rivers School District [Com. Personal]	19.6247	1.8512	0.0000	7.7857	10.9000	St. Joseph	3.9047	6.0000	Glen Oaks	2.6915	50.9066	32.5975	18.3091
Three Rivers School District [Ind. Personal]	19.6247	1.8512	0.0000	7.7857	4.9000	St. Joseph	3.9047	0.0000	Glen Oaks	2.6915	38.9066	23.5975	15.3091
Sturgis City													
Sturgis School District [Non-PRE]	14.0467	0.0000	1.0657	7.7857	26.1036	St. Joseph	3.9047	6.0000	Glen Oaks	2.6915	61.5979	53.3281	8.2698
Sturgis School District [PRE]	14.0467	0.0000	1.0657	7.7857	8.6943	St. Joseph	3.9047	6.0000	Glen Oaks	2.6915	44.1886	35.9188	8.2698
Sturgis School District [Com. Personal]	14.0467	0.0000	1.0657	7.7857	14.1036	St. Joseph	3.9047	6.0000	Glen Oaks	2.6915	49.5979	41.3281	8.2698
Sturgis School District [Ind. Personal]	14.0467	0.0000	1.0657	7.7857	8.6943	St. Joseph	3.9047	0.0000	Glen Oaks	2.6915	38.1886	29.9188	8.2698

2025 St. Joseph County Millage Rates

Government Unit School District & Taxable Status	Total Gov't Unit	Total DDA	Total Sturgis Library	Total County	Total School	I.S.D Name	Total I.S.D.	Total S.E.T.	Comm. College Name	Total Comm. College	Total Millage Rate	Summer Levy	Winter Levy
Burr Oak Village													
Burr Oak School District [Non-PRE]	25.4735	0.0000	0.0000	7.7857	20.8998	St. Joseph	3.9047	6.0000	Glen Oaks	2.6915	66.7552	35.0894	31.6658
Burr Oak School District [PRE]	25.4735	0.0000	0.0000	7.7857	2.8998	St. Joseph	3.9047	6.0000	Glen Oaks	2.6915	48.7552	35.0894	13.6658
Burr Oak School District [Com. Personal]	15.4736	0.0000	0.0000	7.7857	8.8998	St. Joseph	3.9047	6.0000	Glen Oaks	2.6915	44.7553	25.0895	19.6658
Burr Oak School District [Ind. Personal]	15.4736	0.0000	0.0000	7.7857	2.8998	St. Joseph	3.9047	0.0000	Glen Oaks	2.6915	32.7553	19.0895	13.6658
Centreville Village - Lockport Twp													
Centreville School District [Non-PRE]	16.1190	0.0000	0.0000	7.7857	25.0000	St. Joseph	3.9047	6.0000	Glen Oaks	2.6915	61.5009	24.3582	37.1427
Centreville School District [PRE]	16.1190	0.0000	0.0000	7.7857	7.0000	St. Joseph	3.9047	6.0000	Glen Oaks	2.6915	43.5009	24.3582	19.1427
Centreville School District [Com. Personal]	16.1190	0.0000	0.0000	7.7857	13.0000	St. Joseph	3.9047	6.0000	Glen Oaks	2.6915	49.5009	24.3582	25.1427
Centreville School District [Ind. Personal]	16.1190	0.0000	0.0000	7.7857	7.0000	St. Joseph	3.9047	0.0000	Glen Oaks	2.6915	37.5009	18.3582	19.1427
Centreville Village - Nottawa Twp													
Centreville School District [Non-PRE]	18.0072	0.0000	0.0000	7.7857	25.0000	St. Joseph	3.9047	6.0000	Glen Oaks	2.6915	63.3891	24.3582	39.0309
Centreville School District [PRE]	18.0072	0.0000	0.0000	7.7857	7.0000	St. Joseph	3.9047	6.0000	Glen Oaks	2.6915	45.3891	24.3582	21.0309
Centreville School District [Com. Personal]	18.0072	0.0000	0.0000	7.7857	13.0000	St. Joseph	3.9047	6.0000	Glen Oaks	2.6915	51.3891	24.3582	27.0309
Centreville School District [Ind. Personal]	18.0072	0.0000	0.0000	7.7857	7.0000	St. Joseph	3.9047	0.0000	Glen Oaks	2.6915	39.3891	18.3582	21.0309
Colon Village													
Colon School District [Non-PRE]	15.52792	0.0000	0.0000	7.7857	23.0706	St. Joseph	3.9047	6.0000	Glen Oaks	2.6915	58.98042	24.27622	34.70420
Colon School District [PRE]	15.52792	0.0000	0.0000	7.7857	5.0706	St. Joseph	3.9047	6.0000	Glen Oaks	2.6915	40.98042	24.27622	16.70420
Colon School District [Com. Personal]	12.58070	0.0000	0.0000	7.7857	11.0706	St. Joseph	3.9047	6.0000	Glen Oaks	2.6915	44.03320	21.32900	22.70420
Colon School District [Ind. Personal]	12.58070	0.0000	0.0000	7.7857	5.0706	St. Joseph	3.9047	0.0000	Glen Oaks	2.6915	32.03320	15.32900	16.70420
Constantine Village													
Constantine School District [Non-PRE]	17.8534	0.0000	0.0000	7.7857	22.5500	St. Joseph	3.9047	6.0000	Glen Oaks	2.6915	60.7853	25.7363	35.0490
Constantine School District [PRE]	17.8534	0.0000	0.0000	7.7857	4.5500	St. Joseph	3.9047	6.0000	Glen Oaks	2.6915	42.7853	25.7363	17.0490
Constantine School District [Com. Personal]	13.6034	0.0000	0.0000	7.7857	10.5500	St. Joseph	3.9047	6.0000	Glen Oaks	2.6915	44.5353	22.2363	22.2990
Constantine School District [Ind. Personal]	13.6034	0.0000	0.0000	7.7857	4.5500	St. Joseph	3.9047	0.0000	Glen Oaks	2.6915	32.5353	16.2363	16.2990
Mendon Village													
Mendon School District [Non-PRE]	12.4766	0.0000	0.0000	7.7857	26.0000	St. Joseph	3.9047	6.0000	Glen Oaks	2.6915	58.8585	18.9976	39.8609
Mendon School District [PRE]	12.4766	0.0000	0.0000	7.7857	8.0000	St. Joseph	3.9047	6.0000	Glen Oaks	2.6915	40.8585	18.9976	21.8609
Mendon School District [Com. Personal]	10.4567	0.0000	0.0000	7.7857	14.0000	St. Joseph	3.9047	6.0000	Glen Oaks	2.6915	44.8386	18.9976	25.8410
Mendon School District [Ind. Personal]	10.4567	0.0000	0.0000	7.7857	8.0000	St. Joseph	3.9047	0.0000	Glen Oaks	2.6915	32.8386	12.9976	19.8410
White Pigeon Village													
White Pigeon Oak School District [Non-PRE]	12.0978	0.0000	0.0000	7.7857	21.7854	St. Joseph	3.9047	6.0000	Glen Oaks	2.6915	54.2651	20.0119	34.2532
White Pigeon School District [PRE]	12.0978	0.0000	0.0000	7.7857	3.7854	St. Joseph	3.9047	6.0000	Glen Oaks	2.6915	36.2651	20.0119	16.2532
White Pigeon School District [Com. Personal]	12.0978	0.0000	0.0000	7.7857	9.7854	St. Joseph	3.9047	6.0000	Glen Oaks	2.6915	42.2651	20.0119	22.2532
White Pigeon School District [Ind. Personal]	12.0978	0.0000	0.0000	7.7857	3.7854	St. Joseph	3.9047	0.0000	Glen Oaks	2.6915	30.2651	14.0119	16.2532

2025 St. Joseph County Taxable Values

Government Unit School District & Taxable Status	Total Gov't Unit	DDA	Sturgis Library	Total County	Total School	I.S.D Name	Total I.S.D.	Comm. College Name	Total Comm. College
Burr Oak Twp	\$98,337,744	\$0	\$0	\$98,337,744		Branch	\$109,178	None	
Burr Oak Twp [Real Only]	\$90,022,979								
Bronson School District [Non-PRE]					\$2,300				
Bronson School District [PRE]					\$106,878				
Bronson School District [Com. Personal]					\$0				
Bronson School District [Ind. Personal]					\$0				
					School Total				
					\$109,178				
Burr Oak School District [Non-PRE]					\$15,208,364	St. Joseph	\$56,054,848	Glen Oaks	\$56,054,848
Burr Oak School District [PRE]					\$40,665,284				
Burr Oak School District [Com. Personal]					\$60,000				
Burr Oak School District [Ind. Personal]					\$121,200				
					School Total				
					\$56,054,848				
Colon School District [Non-PRE]					\$2,501,116	St. Joseph	\$7,450,997	Glen Oaks	\$7,450,997
Colon School District [PRE]					\$4,949,881				
Colon School District [Com. Personal]					\$0				
Colon School District [Ind. Personal]					\$0				
					School Total				
					\$7,450,997				
Nottawa School District [Non-PRE]					\$109,810	St. Joseph	\$646,128	Glen Oaks	\$646,128
Nottawa School District [PRE]					\$536,318				
Nottawa School District [Com. Personal]					\$0				
Nottawa School District [Ind. Personal]					\$0				
					School Total				
					\$646,128				
Sturgis School District [Non-PRE]					\$5,270,187	St. Joseph	\$34,486,228	Glen Oaks	\$34,486,228
Sturgis School District [PRE]					\$29,216,041				
Sturgis School District [Com. Personal]					\$0				
Sturgis School District [Ind. Personal]					\$0				
					School Total				
					\$34,486,228				
Colon Twp	\$146,376,865	\$0	\$0	\$146,376,865		St. Joseph	\$5,015,259	Glen Oaks	\$5,015,259
Colon Twp [Real Only]	\$138,536,761								
Burr Oak School District [Non-PRE]					\$2,806,067				
Burr Oak School District [PRE]					\$2,026,892				
Burr Oak School District [Com. Personal]					\$182,300				
Burr Oak School District [Ind. Personal]					\$0				
					School Total				
					\$5,015,259				
Colon School District [Non-PRE]					\$53,080,583	St. Joseph	\$138,168,311	Glen Oaks	\$138,168,311
Colon School District [PRE]					\$84,284,828				
Colon School District [Com. Personal]					\$629,500				
Colon School District [Ind. Personal]					\$173,400				
					School Total				
					\$138,168,311				
Mendon School District [Non-PRE]					\$4,100	St. Joseph	\$540,010	Glen Oaks	\$540,010
Mendon School District [PRE]					\$535,910				
Mendon School District [Com. Personal]					\$0				
Mendon School District [Ind. Personal]					\$0				
					School Total				
					\$540,010				
Nottawa School District [Non-PRE]					\$488,464	St. Joseph	\$3,148,781	Glen Oaks	\$3,148,781
Nottawa School District [PRE]					\$2,660,317				
Nottawa School District [Com. Personal]					\$0				
Nottawa School District [Ind. Personal]					\$0				
					School Total				
					\$3,148,781				
Constantine Twp	\$150,180,340	\$0	\$0	\$150,180,340		St. Joseph	\$143,786,455	Glen Oaks	\$143,786,455
Constantine Twp [Real Only]	\$137,908,690								
Constantine School District [Non-PRE]					\$53,429,599				
Constantine School District [PRE]					\$88,286,456				
Constantine School District [Com. Personal]					\$474,400				
Constantine School District [Ind. Personal]					\$1,596,000				
					School Total				
					\$143,786,455				
Three Rivers School District [Non-PRE]					\$832,645	St. Joseph	\$6,162,993	Glen Oaks	\$6,162,993
Three Rivers School District [PRE]					\$5,330,348				
Three Rivers School District [Com. Personal]					\$0				
Three Rivers School District [Ind. Personal]					\$0				
					School Total				
					\$6,162,993				
White Pigeon School District [Non-PRE]					\$183,800	St. Joseph	\$1,142,272	Glen Oaks	\$1,142,272
White Pigeon School District [PRE]					\$958,472				
White Pigeon School District [Com. Personal]					\$0				
White Pigeon School District [Ind. Personal]					\$0				
					School Total				
					\$1,142,272				
Fabius Twp	\$268,297,026	\$0	\$0	\$268,297,026		St. Joseph	\$864,082	Glen Oaks	\$864,082
Fabius Twp [Real Only]	\$245,552,916								
Constantine School District [Non-PRE]					\$176,199				
Constantine School District [PRE]					\$164,483				
Constantine School District [Com. Personal]					\$523,400				
Constantine School District [Ind. Personal]					\$0				
					School Total				
					\$864,082				
Three Rivers School District [Non-PRE]					\$119,731,392	St. Joseph	\$269,433,434	Glen Oaks	\$269,433,434
Three Rivers School District [PRE]					\$147,045,142				
Three Rivers School District [Com. Personal]					\$1,905,900				
Three Rivers School District [Ind. Personal]					\$751,000				
					School Total				
					\$269,433,434				
Fawn River Twp	\$53,965,193	\$0	\$53,965,193	\$53,965,193		St. Joseph	\$54,034,910	Glen Oaks	\$54,034,910
Fawn River Twp [Real Only]	\$52,641,810								
Sturgis School District [Non-PRE]					\$9,190,458				
Sturgis School District [PRE]					\$44,770,252				
Sturgis School District [Com. Personal]					\$74,200				
Sturgis School District [Ind. Personal]					\$0				
					School Total				
					\$54,034,910				

2025 St. Joseph County Taxable Values

Government Unit School District & Taxable Status	Total Gov't Unit	DDA	Sturgis Library	Total County	Total School	I.S.D Name	Total I.S.D.	Comm. College Name	Total Comm. College
Florence Twp Florence Twp [Real Only] Centreville School District [Non-PRE] Centreville School District [PRE] Centreville School District [Com. Personal] Centreville School District [Ind. Personal]	\$56,589,038 \$51,629,578	\$0	\$0	\$56,589,038	\$4,612,896 \$20,532,045 \$0 \$0 School Total \$25,144,941	St. Joseph	\$25,144,941	Glen Oaks	\$25,144,941
Constantine School District [Non-PRE] Constantine School District [PRE] Constantine School District [Com. Personal] Constantine School District [Ind. Personal]					\$2,182,550 \$14,123,376 \$0 \$0 School Total \$16,305,926	St. Joseph	\$16,305,926	Glen Oaks	\$16,305,926
Three Rivers School District [Non-PRE] Three Rivers School District [PRE] Three Rivers School District [Com. Personal] Three Rivers School District [Ind. Personal]					\$2,009,957 \$5,127,142 \$0 \$0 School Total \$7,137,099	St. Joseph	\$7,137,099	Glen Oaks	\$7,137,099
White Pigeon School District [Non-PRE] White Pigeon School District [PRE] White Pigeon School District [Com. Personal] White Pigeon School District [Ind. Personal]					\$1,214,598 \$6,947,114 \$0 \$0 School Total \$8,161,712	St. Joseph	\$8,161,712	Glen Oaks	\$8,161,712
Flowerfield Twp Flowerfield Twp [Real Only] Marcellus School District [Non-PRE] Marcellus School District [PRE] Marcellus School District [Com. Personal] Marcellus School District [Ind. Personal]	\$90,906,993 \$70,907,143	\$0	\$0	\$90,906,993	\$1,865,293 \$6,737,463 \$0 \$0 School Total \$8,602,756	Heritage SW	\$8,602,756	None	
Three Rivers School District [Non-PRE] Three Rivers School District [PRE] Three Rivers School District [Com. Personal] Three Rivers School District [Ind. Personal]					\$26,238,963 \$56,177,382 \$525,654 \$0 School Total \$82,941,999	St. Joseph	\$82,941,999	Glen Oaks	\$82,941,999
Leonidas Twp Leonidas Twp [Real Only] Athens School District [Non-PRE] Athens School District [PRE] Athens School District [Com. Personal] Athens School District [Ind. Personal]	\$55,147,416 \$48,237,066	\$0	\$0	\$55,147,416	\$25,100 \$395,345 \$0 \$0 School Total \$420,445	Calhoun	\$420,445	Kellogg	\$420,445
Colon School District [Non-PRE] Colon School District [PRE] Colon School District [Com. Personal] Colon School District [Ind. Personal]					\$10,445,849 \$38,124,545 \$167,100 \$0 School Total \$48,737,494	St. Joseph	\$48,737,494	Glen Oaks	\$48,737,494
Mendon School District [Non-PRE] Mendon School District [PRE] Mendon School District [Com. Personal] Mendon School District [Ind. Personal]					\$1,819,601 \$2,854,330 \$0 \$0 School Total \$4,673,931	St. Joseph	\$4,673,931	Glen Oaks	\$4,673,931
Vicksburg School District [Non-PRE] Vicksburg School District [PRE] Vicksburg School District [Com. Personal] Vicksburg School District [Ind. Personal]					\$159,609 \$1,390,687 \$0 \$0 School Total \$1,550,296	K-Resa	\$1,550,296	KVCC	\$1,550,296
Lockport Twp Lockport Twp [Real Only] Centreville School District [Non-PRE] Centreville School District [PRE] Centreville School District [Com. Personal] Centreville School District [Ind. Personal]	\$160,297,598 \$155,860,581	\$0	\$0	\$160,297,598	\$8,121,196 \$31,468,479 \$0 \$14,700 School Total \$39,604,375	St. Joseph	\$39,604,375	Glen Oaks	\$39,604,375
Mendon School District [Non-PRE] Mendon School District [PRE] Mendon School District [Com. Personal] Mendon School District [Ind. Personal]					\$254,188 \$1,910,077 \$0 \$0 School Total \$2,164,265	St. Joseph	\$2,164,265	Glen Oaks	\$2,164,265
Three Rivers School District [Non-PRE] Three Rivers School District [PRE] Three Rivers School District [Com. Personal] Three Rivers School District [Ind. Personal]					\$23,727,116 \$95,678,623 \$315,200 \$0 School Total \$119,720,939	St. Joseph	\$119,720,939	Glen Oaks	\$119,720,939
Mendon Twp Mendon Twp [Real Only] Mendon School District [Non-PRE] Mendon School District [PRE] Mendon School District [Com. Personal] Mendon School District [Ind. Personal]	\$136,035,833 \$95,057,368	\$0	\$0	\$136,035,833	\$60,142,391 \$68,774,988 \$1,000 \$11,300 School Total \$128,929,679	St. Joseph	\$128,929,679	Glen Oaks	\$128,929,679
Vicksburg School District [Non-PRE] Vicksburg School District [PRE] Vicksburg School District [Com. Personal] Vicksburg School District [Ind. Personal]					\$2,799,735 \$4,493,154 \$0 \$0 School Total \$7,292,889	K-Resa	\$7,292,889	KVCC	\$7,292,889
Mottville Twp Mottville Twp [Real Only] Constantine School District [Non-PRE] Constantine School District [PRE] Constantine School District [Com. Personal] Constantine School District [Ind. Personal]	\$83,762,370 \$69,107,882	\$0	\$0	\$83,762,370	\$2,472,343 \$12,669,768 \$0 \$0 School Total \$15,142,111	St. Joseph	\$15,142,111	Glen Oaks	\$15,142,111
White Pigeon School District [Non-PRE] White Pigeon School District [PRE] White Pigeon School District [Com. Personal] White Pigeon School District [Ind. Personal]					\$33,665,649 \$33,835,492 \$172,800 \$1,085,200 School Total \$68,759,141	St. Joseph	\$68,759,141	Glen Oaks	\$68,759,141

2025 St. Joseph County Taxable Values

Government Unit School District & Taxable Status	Total Gov't Unit	DDA	Sturgis Library	Total County	Total School	I.S.D Name	Total I.S.D.	Comm. College Name	Total Comm. College
Nottawa Twp Nottawa Twp [Real Only] Centreville School District [Non-PRE] Centreville School District [PRE] Centreville School District [Com. Personal] Centreville School District [Ind. Personal]	\$189,897,984 \$181,955,573	\$0	\$0	\$189,897,984	\$30,061,171 \$54,653,288 \$1,561,000 \$0 School Total \$86,275,459	St. Joseph	\$86,275,459	Glen Oaks	\$86,275,459
Colon School District [Non-PRE] Colon School District [PRE] Colon School District [Com. Personal] Colon School District [Ind. Personal]					\$1,212,550 \$4,340,243 \$5,900 \$0 School Total \$5,558,693	St. Joseph	\$5,558,693	Glen Oaks	\$5,558,693
Mendon School District [Non-PRE] Mendon School District [PRE] Mendon School District [Com. Personal] Mendon School District [Ind. Personal]					\$2,669,756 \$12,630,744 \$744,200 \$0 School Total \$16,044,700	St. Joseph	\$16,044,700	Glen Oaks	\$16,044,700
Nottawa School District [Non-PRE] Nottawa School District [PRE] Nottawa School District [Com. Personal] Nottawa School District [Ind. Personal]					\$28,633,479 \$52,974,942 \$784,200 \$0 School Total \$82,392,621	St. Joseph	\$82,392,621	Glen Oaks	\$82,392,621
Park Twp Park Twp [Real Only] Mendon School District [Non-PRE] Mendon School District [PRE] Mendon School District [Com. Personal] Mendon School District [Ind. Personal]	\$185,092,074 \$148,360,291	\$0	\$0	\$185,092,074	\$21,484,191 \$29,541,012 \$429,200 \$142,700 \$51,597,103 School Total \$123,463,863	St. Joseph	\$51,597,103	Glen Oaks	\$51,597,103
Three Rivers School District [Non-PRE] Three Rivers School District [PRE] Three Rivers School District [Com. Personal] Three Rivers School District [Ind. Personal]					\$59,987,976 \$62,462,587 \$1,013,300 \$0 School Total \$123,463,863	St. Joseph	\$123,463,863	Glen Oaks	\$123,463,863
Vicksburg School District [Non-PRE] Vicksburg School District [PRE] Vicksburg School District [Com. Personal] Vicksburg School District [Ind. Personal]					\$1,175,948 \$9,896,471 \$0 \$0 School Total \$11,072,419	K-Resa	\$11,072,419	KVCC	\$11,072,419
Sherman Twp Sherman Twp [Real Only] Burr Oak School District [Non-PRE] Burr Oak School District [PRE] Burr Oak School District [Com. Personal] Burr Oak School District [Ind. Personal]	\$203,692,043 \$197,729,000	\$0	\$203,692,043	\$203,692,043	\$254,682 \$798,137 \$0 \$0 School Total \$1,052,819	St. Joseph	\$1,052,819	Glen Oaks	\$1,052,819
Centreville School District [Non-PRE] Centreville School District [PRE] Centreville School District [Com. Personal] Centreville School District [Ind. Personal]					\$27,650,991 \$66,219,402 \$2,100 \$0 School Total \$93,872,493	St. Joseph	\$93,872,493	Glen Oaks	\$93,872,493
Nottawa School District [Non-PRE] Nottawa School District [PRE] Nottawa School District [Com. Personal] Nottawa School District [Ind. Personal]					\$5,443,340 \$9,659,093 \$0 \$0 School Total \$15,102,433	St. Joseph	\$15,102,433	Glen Oaks	\$15,102,433
Sturgis School District [Non-PRE] Sturgis School District [PRE] Sturgis School District [Com. Personal] Sturgis School District [Ind. Personal]					\$20,876,355 \$73,098,096 \$101,300 \$0 School Total \$94,075,751	St. Joseph	\$94,075,751	Glen Oaks	\$94,075,751
White Pigeon School District [Non-PRE] White Pigeon School District [PRE] White Pigeon School District [Com. Personal] White Pigeon School District [Ind. Personal]					\$0 \$171,504 \$0 \$0 School Total \$171,504	St. Joseph	\$171,504	Glen Oaks	\$171,504
Sturgis Twp Sturgis Twp [Real Only] Sturgis School District [Non-PRE] Sturgis School District [PRE] Sturgis School District [Com. Personal] Sturgis School District [Ind. Personal]	\$84,554,575 \$68,533,413	\$0	\$84,554,575	\$84,554,575	\$33,362,023 \$50,417,490 \$1,102,500 \$0 School Total \$84,882,013	St. Joseph	\$84,882,013	Glen Oaks	\$84,882,013
White Pigeon Twp White Pigeon Twp [Real Only] White Pigeon School District [Non-PRE] White Pigeon School District [PRE] White Pigeon School District [Com. Personal] White Pigeon School District [Ind. Personal]	\$300,782,969 \$246,060,544	\$0	\$0	\$300,782,969	\$157,649,099 \$139,551,337 \$406,500 \$3,640,900 School Total \$301,247,836	St. Joseph	\$301,247,836	Glen Oaks	\$301,247,836
Three Rivers City Three Rivers City [Real Only] Three Rivers School District [Non-PRE] Three Rivers School District [PRE] Three Rivers School District [Com. Personal] Three Rivers School District [Ind. Personal]	\$235,659,738 \$203,301,166	\$13,997,795	\$0	\$235,659,738	\$134,402,428 \$85,860,838 \$16,452,200 \$619,200 School Total \$237,334,666	St. Joseph	\$237,334,666	Glen Oaks	\$237,334,666
Sturgis City Sturgis City [Real Only] Sturgis School District [Non-PRE] Sturgis School District [PRE] Sturgis School District [Com. Personal] Sturgis School District [Ind. Personal]	\$307,619,719 \$289,142,976	\$0	\$307,619,719	\$307,619,719	\$156,327,677 \$136,905,499 \$8,972,600 \$6,524,000 School Total \$308,729,776	St. Joseph	\$308,729,776	Glen Oaks	\$308,729,776
Burr Oak Village Burr Oak Village [Real Only]	\$12,447,612 \$11,525,644								
Centreville Village (Lockport) Centreville Village (Lockport) [Real Only]	\$4,150,759 \$4,076,559								
Centreville Village (Nottawa) Centreville Village (Nottawa) [Real Only]	\$30,813,063 \$28,234,542								
Colon Village Colon Village [Real Only]	\$36,710,506 \$34,978,006								
Constantine Village Constantine Village [Real Only]	\$50,387,261 \$28,234,542								
Mendon Village Mendon Village [Real Only]	\$22,684,499 \$20,896,799								
White Pigeon Village White Pigeon Village [Real Only]	\$47,230,681 \$39,563,397								

Burr Oak Township

2025 Ad Valorem Taxes

Taxing Entity	Name	Item of Tax	2025 Taxable Value	Amount of Tax Mills	Estimate of Tax Dollars	Total Tax Mills	Total Est. Tax Dollars
County	St Joseph	Operating	\$98,337,744	4.4863	\$441,173	7.7857	\$765,628
		Roads		0.9934	\$97,689		
		911		0.9864	\$97,000		
		C.O.A		0.7450	\$73,262		
		Transportation		0.3274	\$32,196		
		Parks		0.2472	\$24,309		
Township	Burr Oak	Operating	\$98,337,744	0.8704	\$85,593	0.8704	\$85,593
Village	Burr Oak	Operating	\$12,447,612	10.4310	\$129,841	24.6031	\$297,030
		Muni/Hwy		4.1722	\$51,934		
		Fire (Real Only)		3.9969	\$46,067		
		Police (Real Only)		4.3555	\$50,200		
		Ambulance (Real Only)		1.6475	\$18,988		
School District	Bronson	Operating		17.7264			
		Operating Com. Pers.		5.7264			
		Sinking Fund		1.9656			
		Total Non-PRE	\$2,300	19.692	\$45		\$255
		Total PRE	\$106,878	1.9656	\$210		
		Total Com Personal	\$0	7.692	\$0		
		Total Ind Personal	\$0	1.9656	\$0		
TOTAL COMBINED	\$109,178						
School District	Burr Oak	Operating		18.0000			
		Operating Com. Pers.		6.0000			
		Sinking Fund		2.8998			
		Total Non-PRE	\$15,208,364	20.8998	\$317,852		\$436,658
		Total PRE	\$40,665,284	2.8998	\$117,921		
		Total Com Personal	\$60,000	8.8998	\$534		
		Total Ind Personal	\$121,200	2.8998	\$351		
TOTAL COMBINED	\$56,054,848						
School District	Colon	Operating		18.0000			
		Operating Com. Pers.		6.0000			
		Debt		3.7800			
		Sinking Fund		1.2906			
		Total Non-PRE	\$2,501,116	23.0706	\$57,702		\$82,801
		Total PRE	\$4,949,881	5.0706	\$25,099		
		Total Com Personal	\$0	11.0706	\$0		
Total Ind Personal	\$0	5.0706	\$0				
TOTAL COMBINED	\$7,450,997						
School District	Nottawa	Operating		18.0000			
		Operating Com. Pers.		6.0000			
		Sinking Fund		1.4226			
		Total Non-PRE	\$109,810	19.4226	\$2,133		\$2,896
		Total PRE	\$536,318	1.4226	\$763		
		Total Com Personal	\$0	7.4226	\$0		
Total Ind Personal	\$0	1.4226	\$0				
TOTAL COMBINED	\$646,128						

Burr Oak Township

2025 Ad Valorem Taxes

	Operating			17.4093		
	Operating Com. Pers.			5.4093		
	Debt			7.0000		
	Sinking Fund			1.6943		
School District	Sturgis	Total Non-PRE	\$5,270,187	26.1036	\$137,571	\$391,584
		Total PRE	\$29,216,041	8.6943	\$254,013	
		Total Com Personal	\$0	14.1036	\$0	
		Total Ind Personal	\$0	8.6943	\$0	
		TOTAL COMBINED	\$34,486,228			

Interm. School	Branch	Operating	\$109,178	0.1676	\$18	8.0196	\$876
		Extra Voted		7.852	\$857		
	St Joseph	Operating	\$98,638,201	0.224	\$22,095	3.9047	\$385,153
		Extra Voted		3.6807	\$363,058		

Comm. College	Glen Oaks		\$98,638,201	2.6915			\$265,485
---------------	------------------	--	--------------	--------	--	--	------------------

State Education	Michigan		\$98,626,179	6.0000			\$591,757
-----------------	-----------------	--	--------------	--------	--	--	------------------

Totals for Taxable Status by School District	Summer	Winter	Total
Bronson School District(Non-PRE)	10.4863	31.8814	42.3677
Bronson School District(PRE)	10.4863	14.1550	24.6413
Bronson School District(Com. Personal)	10.4863	19.8814	30.3677
Bronson School District(Ind. Personal)	4.4863	14.1550	18.6413
Burr Oak School District(Non-PRE)	10.4863	31.6658	42.1521
Burr Oak School District(PRE)	10.4863	13.6658	24.1521
Burr Oak School District(Com. Personal)	10.4863	19.6658	30.1521
Burr Oak School District(Ind. Personal)	4.4863	13.6658	18.1521
Colon School District(Non-PRE)	10.4863	33.8366	44.3229
Colon School District(PRE)	10.4863	15.8366	26.3229
Colon School District(Com. Personal)	10.4863	21.8366	32.3229
Colon School District(Ind. Personal)	4.4863	15.8366	20.3229
Nottawa School District(Non-PRE)	10.4863	30.1886	40.6749
Nottawa School District(PRE)	10.4863	12.1886	22.6749
Nottawa School District(Com. Personal)	10.4863	18.1886	28.6749
Nottawa School District(Ind. Personal)	4.4863	12.1886	16.6749
Sturgis School District(Non-PRE)	10.4863	36.8696	47.3559
Sturgis School District(PRE)	10.4863	19.4603	29.9466
Sturgis School District(Com. Personal)	10.4863	24.8696	35.3559
Sturgis School District(Ind. Personal)	4.4863	19.4603	23.9466
<i>*Parcels located within Village limits add</i>	<i>24.6031</i>	<i>0.0000</i>	<i>24.6031</i>

Colon Township

2025 Ad Valorem Taxes

Taxing Entity	Name	Item of Tax	2025 Taxable Value	Amount of Tax Mills	Estimate of Tax Dollars	Total Tax Mills	Total Est. Tax Dollars
County	St Joseph	Operating	\$146,376,865	4.4863	\$656,691	7.7857	\$1,139,646
		Roads		0.9934	\$145,411		
		911		0.9864	\$144,386		
		C.O.A		0.7450	\$109,051		
		Transportation		0.3274	\$47,924		
		Parks		0.2472	\$36,184		
Township	Colon	Operating	\$146,376,865	0.8638	\$126,440	3.3084	\$417,032
		Library Operating		0.8742	\$127,963		
		Ambulance (Real Only, Exc Village)		0.3948	\$40,885		
		Fire (Real Only, Exc Village)		1.1756	\$121,744		
Village	Colon	Operating	\$36,710,506	10.5703	\$388,041	13.7899	\$500,657
		Fire Operating (Real Only)		2.2107	\$77,327		
		Ambulance (Real Only)		0.7365	\$25,761		
		Sidewalks (Real Only)		0.2724	\$9,528		
School District	Burr Oak	Operating		18.0000			
		Operating Com. Pers.		6.0000			
		Sinking Fund		2.8998			
		Total Non-PRE	\$2,806,067	20.8998	\$58,646		\$66,146
		Total PRE	\$2,026,892	2.8998	\$5,878		
		Total Com Personal	\$182,300	8.8998	\$1,622		
		Total Ind Personal	\$0	2.8998	\$0		
TOTAL COMBINED	\$5,015,259						
School District	Colon	Operating		18.0000			
		Operating Com. Pers.		6.0000			
		Debt		3.7800			
		Sinking Fund		1.2906			
		Total Non-PRE	\$53,080,583	23.0706	\$1,224,601		\$1,659,824
		Total PRE	\$84,284,828	5.0706	\$427,375		
		Total Com Personal	\$629,500	11.0706	\$6,969		
Total Ind Personal	\$173,400	5.0706	\$879				
TOTAL COMBINED	\$138,168,311						
School District	Mendon	Operating		18.0000			
		Operating Com. Pers.		6.0000			
		Debt		8.0000			
		Total Non-PRE	\$4,100	26.0000	\$107		\$4,394
		Total PRE	\$535,910	8.0000	\$4,287		
		Total Com Personal	\$0	14.0000	\$0		
Total Ind Personal	\$0	8.0000	\$0				
TOTAL COMBINED	\$540,010						

Colon Township

2025 Ad Valorem Taxes

		Operating		18.0000			
		Operating Com. Pers.		6.0000			
		Sinking Fund		1.4226			
School District	Nottawa	Total Non-PRE	\$488,464	19.4226	\$9,487		\$13,272
		Total PRE	\$2,660,317	1.4226	\$3,785		
		Total Com Personal	\$0	7.4226	\$0		
		Total Ind Personal	\$0	1.4226	\$0		
		TOTAL COMBINED	\$3,148,781				

Interm. School	St Joseph	Operating	\$146,376,865	0.224	\$32,788	3.9047	\$571,558
		Extra Voted		3.6807	\$538,769		

Comm. College	Glen Oaks		\$146,376,865	2.6915			\$393,973
---------------	------------------	--	---------------	--------	--	--	------------------

State Education	Michigan		\$146,698,961	6.0000			\$880,194
-----------------	-----------------	--	---------------	--------	--	--	------------------

Totals for Taxable Status by School District	Summer	Winter	Total
Burr Oak School District(Non-PRE)	10.4863	34.1038	44.5901
Burr Oak School District(PRE)	10.4863	16.1038	26.5901
Burr Oak School District(Com. Personal)	10.4863	20.5334	31.0197
Burr Oak School District(Ind. Personal)	4.4863	14.5334	19.0197
Colon School District(Non-PRE)	10.4863	36.2746	46.7609
Colon School District(PRE)	10.4863	18.2746	28.7609
Colon School District(Com. Personal)	10.4863	22.7042	33.1905
Colon School District(Ind. Personal)	4.4863	16.7042	21.1905
Mendon School District(Non-PRE)	10.4863	39.204	49.6903
Mendon School District(PRE)	10.4863	21.204	31.6903
Mendon School District(Com. Personal)	10.4863	25.6336	36.1199
Mendon School District(Ind. Personal)	4.4863	19.6336	24.1199
Nottawa School District(Non-PRE)	10.4863	32.6266	43.1129
Nottawa School District(PRE)	10.4863	14.6266	25.1129
Nottawa School District(Com. Personal)	10.4863	19.0562	29.5425
Nottawa School District(Ind. Personal)	4.4863	13.0562	17.5425
<i>*Parcels located within Village limits add</i>	13.78992	0.0000	13.78992

Constantine Township

2025 Ad Valorem Taxes

Taxing Entity	Name	Item of Tax	2025 Taxable Value	Amount of Tax Mills	Estimate of Tax Dollars	Total Tax Mills	Total Est. Tax Dollars
County	St Joseph	Operating	\$150,180,340	4.4863	\$673,754	7.7857	\$1,169,259
		Roads		0.9934	\$149,189		
		911		0.9864	\$148,138		
		C.O.A		0.7450	\$111,884		
		Transportation		0.3274	\$49,169		
		Parks		0.2472	\$37,125		
Township	Constantine	Operating	\$150,180,340	0.9267	\$139,172	2.6034	\$360,600
		Library Operating		0.9267	\$139,172		
		Fire/Ambulance (Real Only, Exc Village)		0.7500	\$82,256		
Village	Constantine	Operating	\$50,387,261	11.7500	\$592,050	15.2500	\$690,871
		Fire (Real Only)		2.0000	\$56,469		
		Ambulance (Real Only)		0.0000	\$0		
		Police (Real Only)		1.5000	\$42,352		
School District	Constantine	Operating		18.0000			
		Operating Com. Pers.		6.0000			
		Debt		4.5500			
		Total Non-PRE	\$53,429,599	22.5500	\$1,204,837		\$1,618,808
		Total PRE	\$88,286,456	4.5500	\$401,703		
		Total Com Personal	\$474,400	10.5500	\$5,005		
		Total Ind Personal	\$1,596,000	4.5500	\$7,262		
TOTAL COMBINED	\$143,786,455						
School District	Three Rivers	Operating		18.0000			
		Operating Com. Pers.		6.0000			
		Debt		4.9000			
		Total Non-PRE	\$832,645	22.9000	\$19,068		\$45,186
		Total PRE	\$5,330,348	4.9000	\$26,119		
		Total Com Personal	\$0	10.9000	\$0		
		Total Ind Personal	\$0	4.9000	\$0		
TOTAL COMBINED	\$6,162,993						
School District	White Pigeon	Operating		18.0000			
		Operating Com. Pers.		6.0000			
		Debt		0.8500			
		Sinking Fund		2.9354			
		Total Non-PRE	\$183,800	21.7854	\$4,004		\$7,632
		Total PRE	\$958,472	3.7854	\$3,628		
		Total Com Personal	\$0	9.7854	\$0		
Total Ind Personal	\$0	3.7854	\$0				
TOTAL COMBINED	\$1,142,272						
Intern. School	St Joseph	Operating	\$150,180,340	0.224	\$33,640	3.9047	\$586,409
		Extra Voted		3.6807	\$552,769		
Comm. College	Glen Oaks		\$150,180,340	2.6915			\$404,210
State Education	Michigan		\$149,495,720	6.0000			\$896,974

Constantine Township

2025 Ad Valorem Taxes

Totals for Taxable Status by School District	Summer	Winter	Total
Constantine School District(Non-PRE)	10.4863	35.0490	45.5353
Constantine School District(PRE)	10.4863	17.0490	27.5353
Constantine School District(Com. Personal)	10.4863	22.2990	32.7853
Constantine School District(Ind. Personal)	4.4863	16.2990	20.7853
Three Rivers School District(Non-PRE)	10.4863	35.399	45.8853
Three Rivers School District(PRE)	10.4863	17.399	27.8853
Three Rivers School District(Com. Personal)	10.4863	22.649	33.1353
Three Rivers School District(Ind. Personal)	4.4863	16.649	21.1353
White Pigeon School District(Non-PRE)	10.4863	34.2844	44.7707
White Pigeon School District(PRE)	10.4863	16.2844	26.7707
White Pigeon School District(Com. Personal)	10.4863	21.5344	32.0207
White Pigeon School District(Ind. Personal)	4.4863	15.5344	20.0207
<i>*Parcels located within Village limits add</i>	15.2500	0.0000	15.2500

Fabius Township

2025 Ad Valorem Taxes

Taxing Entity	Name	Item of Tax	2025 Taxable Value	Amount of Tax Mills	Estimate of Tax Dollars	Total Tax Mills	Total Est. Tax Dollars
County	St Joseph	Operating	\$268,297,026	4.4863	\$1,203,661	7.7857	\$2,088,880
		Roads		0.9934	\$266,526		
		911		0.9864	\$264,648		
		C.O.A		0.7450	\$199,881		
		Transportation		0.3274	\$87,840		
		Parks		0.2472	\$66,323		

Township	Fabius	Operating	\$268,297,026	0.0000	\$0	0.0000	\$0
----------	---------------	-----------	---------------	--------	-----	--------	------------

School District	Constantine	Operating		18.0000			
		Operating Com. Pers.		6.0000			
		Debt		4.5500			
		Total Non-PRE	\$176,199	22.5500	\$3,973		\$10,244
		Total PRE	\$164,483	4.5500	\$748		
		Total Com Personal	\$523,400	10.5500	\$5,522		
		Total Ind Personal	\$0	4.5500	\$0		
TOTAL COMBINED		\$864,082					

School District	Three Rivers	Operating		18.0000			
		Operating Com. Pers.		6.0000			
		Debt		4.9000			
		Total Non-PRE	\$119,731,392	22.9000	\$2,741,849		\$3,486,824
		Total PRE	\$147,045,142	4.9000	\$720,521		
		Total Com Personal	\$1,905,900	10.9000	\$20,774		
		Total Ind Personal	\$751,000	4.9000	\$3,680		
TOTAL COMBINED		\$269,433,434					

Interm. School	St Joseph	Operating	\$268,297,026	0.224	\$60,099	3.9047	\$1,047,619
		Extra Voted		3.6807	\$987,521		

Comm. College	Glen Oaks		\$268,297,026	2.6915			\$722,121
---------------	------------------	--	---------------	--------	--	--	------------------

State Education	Michigan		\$269,546,516	6.0000			\$1,617,279
-----------------	-----------------	--	---------------	--------	--	--	--------------------

Totals for Taxable Status by School District	Summer	Winter	Total
Constantine School District(Non-PRE)	10.4863	32.4456	42.9319
Constantine School District(PRE)	10.4863	14.4456	24.9319
Constantine School District(Com. Personal)	10.4863	20.4456	30.9319
Constantine School District(Ind. Personal)	4.4863	14.4456	18.9319
Three Rivers School District(Non-PRE)	10.4863	32.7956	43.2819
Three Rivers School District(PRE)	10.4863	14.7956	25.2819
Three Rivers School District(Com. Personal)	10.4863	20.7956	31.2819
Three Rivers School District(Ind. Personal)	4.4863	14.7956	19.2819

Fawn River Township

2025 Ad Valorem Taxes

Taxing Entity	Name	Item of Tax	2025 Taxable Value	Amount of Tax Mills	Estimate of Tax Dollars	Total Tax Mills	Total Est. Tax Dollars
County	St Joseph	Operating	\$53,965,193	4.4863	\$242,104	7.7857	\$420,157
		Roads		0.9934	\$53,609		
		911		0.9864	\$53,231		
		C.O.A		0.7450	\$40,204		
		Transportation		0.3274	\$17,668		
		Parks		0.2472	\$13,340		
Township	Fawn River	Operating	\$53,965,193	0.0000	\$0	2.0000	\$105,284
		Fire/Ambulance (Real Only)		2.0000	\$105,284		
Library	Sturgis	Operating	\$53,965,193	1.0657	\$57,511	1.0657	\$57,511
School District	Sturgis	Operating		17.4093			
		Operating Com. Pers.		5.4093			
		Debt		7.0000			
		Total Non-PRE	\$9,190,458	26.1036	\$239,904		\$630,197
		Total PRE	\$44,770,252	8.6943	\$389,246		
		Total Com Personal	\$74,200	14.1036	\$1,046		
		Total Ind Personal	\$0	8.6943	\$0		
TOTAL COMBINED	\$54,034,910						
Interm. School	St Joseph	Operating	\$53,965,193	0.224	\$12,088	3.9047	\$210,718
		Extra Voted		3.6807	\$198,630		
Comm. College	Glen Oaks		\$53,965,193	2.6915			\$145,247
State Education	Michigan		\$54,034,910	6.0000			\$324,209
Totals for Taxable Status by School District				Summer	Winter		Total
Sturgis School District(Non-PRE)				10.4863	39.0649		49.5512
Sturgis School District(PRE)				10.4863	21.6556		32.1419
Sturgis School District(Com. Personal)				10.4863	25.0649		35.5512
Sturgis School District(Ind. Personal)				4.4863	19.6556		24.1419

Florence Township

2025 Ad Valorem Taxes

Taxing Entity	Name	Item of Tax	2025 Taxable Value	Amount of Tax Mills	Estimate of Tax Dollars	Total Tax Mills	Total Est. Tax Dollars
County	St Joseph	Operating	\$56,589,038	4.4863	\$253,875	7.7857	\$440,585
		Roads		0.9934	\$56,216		
		911		0.9864	\$55,819		
		C.O.A		0.7450	\$42,159		
		Transportation		0.3274	\$18,527		
		Parks		0.2472	\$13,989		
Township	Florence	Operating	\$56,589,038	0.9046	\$51,190	0.9046	\$51,190
School District	Centreville	Operating		18.0000			
		Operating Com. Pers.		6.0000			
		Debt		7.0000			
		Total Non-PRE	\$4,612,896	25.0000	\$115,322		\$259,047
		Total PRE	\$20,532,045	7.0000	\$143,724		
		Total Com Personal	\$0	13.0000	\$0		
		Total Ind Personal	\$0	7.0000	\$0		
TOTAL COMBINED	\$25,144,941						
School District	Constantine	Operating		18.0000			
		Operating Com. Pers.		6.0000			
		Debt		4.5500			
		Total Non-PRE	\$2,182,550	22.5500	\$49,217		\$113,478
		Total PRE	\$14,123,376	4.5500	\$64,261		
		Total Com Personal	\$0	10.5500	\$0		
		Total Ind Personal	\$0	4.5500	\$0		
TOTAL COMBINED	\$16,305,926						
School District	Three Rivers	Operating		18.0000			
		Operating Com. Pers.		5.4093			
		Debt		4.9000			
		Total Non-PRE	\$2,009,957	22.9000	\$46,028		\$71,151
		Total PRE	\$5,127,142	4.9000	\$25,123		
		Total Com Personal	\$0	10.9000	\$0		
		Total Ind Personal	\$0	4.9000	\$0		
TOTAL COMBINED	\$7,137,099						
School District	White Pigeon	Operating		18.0000			
		Operating Com. Pers.		6.0000			
		Debt		0.8500			
		Sinking Fund		2.9354			
		Total Non-PRE	\$1,214,598	21.7854	\$26,461		\$52,758
		Total PRE	\$6,947,114	3.7854	\$26,298		
		Total Com Personal	\$0	9.7854	\$0		
Total Ind Personal	\$0	3.7854	\$0				
TOTAL COMBINED	\$8,161,712						
Interm. School	St Joseph	Operating	\$56,589,038	0.2240	\$12,676	3.9047	\$220,963
		Extra Voted		3.6807	\$208,287		

Florence Township

2025 Ad Valorem Taxes

Comm. College	Glen Oaks	\$56,589,038	2.6915	\$152,309
---------------	------------------	--------------	--------	------------------

State Education	Michigan	\$56,749,678	6.0000	\$340,498
-----------------	-----------------	--------------	--------	------------------

Totals for Taxable Status by School District	Summer	Winter	Total
Centreville School District(Non-PRE)	10.4863	35.8002	46.2865
Centreville School District(PRE)	10.4863	17.8002	28.2865
Centreville School District(Com. Personal)	10.4863	23.8002	34.2865
Centreville School District(Ind. Personal)	4.4863	17.8002	22.2865
Constantine School District(Non-PRE)	10.4863	33.3502	43.8365
Constantine School District(PRE)	10.4863	15.3502	25.8365
Constantine School District(Com. Personal)	10.4863	21.3502	31.8365
Constantine School District(Ind. Personal)	4.4863	15.3502	19.8365
Three Rivers School District(Non-PRE)	10.4863	33.7002	44.1865
Three Rivers School District(PRE)	10.4863	15.7002	26.1865
Three Rivers School District(Com. Personal)	10.4863	21.7002	32.1865
Three Rivers School District(Ind. Personal)	4.4863	15.7002	20.1865
White Pigeon School District(Non-PRE)	10.4863	32.5856	43.0719
White Pigeon School District(PRE)	10.4863	14.5856	25.0719
White Pigeon School District(Com. Personal)	10.4863	20.5856	31.0719
White Pigeon School District(Ind. Personal)	4.4863	14.5856	19.0719

Flowerfield Township

2025 Ad Valorem Taxes

Taxing Entity	Name	Item of Tax	2025 Taxable Value	Amount of Tax Mills	Estimate of Tax Dollars	Total Tax Mills	Total Est. Tax Dollars
County	St Joseph	Operating	\$90,906,993	4.4863	\$407,836	7.7857	\$707,775
		Roads		0.9934	\$90,307		
		911		0.9864	\$89,671		
		C.O.A		0.7450	\$67,726		
		Transportation		0.3274	\$29,763		
		Parks		0.2472	\$22,472		
Township	Flowerfield	Operating	\$90,906,993	0.8530	\$77,544	1.8326	\$166,596
		Fire/Ambulance		0.9796	\$89,052		
School District	Marcellus	Operating		18.0000			
		Operating Com. Pers.		6.0000			
		Debt		4.6500			
		Total Non-PRE	\$1,865,293	22.6500	\$42,249		\$73,578
		Total PRE	\$6,737,463	4.6500	\$31,329		
		Total Com Personal	\$0	10.6500	\$0		
		Total Ind Personal	\$0	4.6500	\$0		
TOTAL COMBINED		\$8,602,756					
School District	Three Rivers	Operating		18.0000			
		Operating Com. Pers.		6.0000			
		Debt		4.9000			
		Total Non-PRE	\$26,238,963	22.9000	\$600,872		\$881,871
		Total PRE	\$56,177,382	4.9000	\$275,269		
		Total Com Personal	\$525,654	10.9000	\$5,730		
		Total Ind Personal	\$0	4.9000	\$0		
TOTAL COMBINED		\$82,941,999					
Interm. School	Heritage SW	Operating	\$8,602,756	0.1978	\$1,702	2.1798	\$18,752
		Extra Voted		1.982	\$17,051		
	St Joseph	Operating	\$82,941,999	0.224	\$18,579	3.9047	\$323,864
		Extra Voted		3.6807	\$305,285		
Comm. College	Glen Oaks		\$90,906,993	2.6915			\$244,676
State Education	Michigan		\$91,544,755	6.0000			\$549,269

Totals for Taxable Status by School District	Summer	Winter	Total
Marcellus School District(Non-PRE)	10.4863	32.6533	43.1396
Marcellus School District(PRE)	10.4863	14.6533	25.1396
Marcellus School District(Com. Personal)	10.4863	20.6533	31.1396
Marcellus School District(Ind. Personal)	4.4863	14.6533	19.1396
Three Rivers School District(Non-PRE)	10.4863	34.6282	45.1145
Three Rivers School District(PRE)	10.4863	16.6282	27.1145
Three Rivers School District(Com. Personal)	10.4863	22.6282	33.1145
Three Rivers School District(Ind. Personal)	4.4863	16.6282	21.1145

Leonidas Township

2025 Ad Valorem Taxes

Taxing Entity	Name	Item of Tax	2025 Taxable Value	Amount of Tax Mills	Estimate of Tax Dollars	Total Tax Mills	Total Est. Tax Dollars
County	St Joseph	Operating	\$55,147,416	4.4863	\$247,408	7.7857	\$429,361
		Roads		0.9934	\$54,783		
		911		0.9864	\$54,397		
		C.O.A		0.7450	\$41,085		
		Transportation		0.3274	\$18,055		
		Parks		0.2472	\$13,632		
Township	Leonidas	Operating	\$55,147,416	0.9040	\$49,853	2.9965	\$165,249
		Fire/Ambulance		1.6940	\$93,420		
		Ambulance		0.3985	\$21,976		
School District	Athens	Operating		18.0000			\$1,713
		Operating Com. Pers.		6.0000			
		Debt		0.0000			
		Total Non-PRE	\$25,100	21.0000	\$527		
		Total PRE	\$395,345	3.0000	\$1,186		
		Total Com Personal	\$0	9.0000	\$0		
		Total Ind Personal	\$0	3.0000	\$0		
TOTAL COMBINED	\$420,445						
School District	Colon	Operating		18.0000			\$436,156
		Operating Com. Pers.		6.0000			
		Debt		3.7800			
		Total Non-PRE	\$10,445,849	23.0706	\$240,992		
		Total PRE	\$38,124,545	5.0706	\$193,314		
		Total Com Personal	\$167,100	11.0706	\$1,850		
		Total Ind Personal	\$0	5.0706	\$0		
TOTAL COMBINED	\$48,737,494						
School District	Mendon	Operating		18.0000			\$70,144
		Operating Com. Pers.		6.0000			
		Debt		8.0000			
		Total Non-PRE	\$1,819,601	26.0000	\$47,310		
		Total PRE	\$2,854,330	8.0000	\$22,835		
		Total Com Personal	\$0	14.0000	\$0		
		Total Ind Personal	\$0	8.0000	\$0		
TOTAL COMBINED	\$4,673,931						
School District	Vicksburg	Operating		18.0000			\$13,105
		Operating Com. Pers.		6.0000			
		Debt		6.6000			
		Total Non-PRE	\$159,609	24.6000	\$3,926		
		Total PRE	\$1,390,687	6.6000	\$9,179		
		Total Com Personal	\$0	12.6000	\$0		
		Total Ind Personal	\$0	6.6000	\$0		
TOTAL COMBINED	\$1,550,296						

Leonidas Township

2025 Ad Valorem Taxes

Interm. School	Calhoun	Operating	\$420,445	0.2511	\$106	6.1919	\$2,603
		Extra Voted			5.9408	\$2,498	
	St Joseph	Operating	\$53,411,425	0.224	\$11,964	3.9047	\$208,556
		Extra Voted			3.6807	\$196,591	
	Kalamazoo Resa	Operating	\$1,550,296	0.1420	\$220	6.9565	\$10,785
		Debt			6.8145	\$10,564	
Comm. College	Glen Oaks	Operating	\$53,411,425	2.6915			\$143,757
	Kalamazoo Valley	Operating	\$1,550,296	2.7645			\$4,286
	Kellogg	Operating	\$420,445	3.6109			\$1,518
State Education	Michigan		\$55,382,166	6.0000			\$332,293

Totals for Taxable Status by School District	Summer	Winter	Total
Athens School District(Non-PRE)	10.4863	37.0987	47.5850
Athens School District(PRE)	10.4863	19.0987	29.5850
Athens School District(Com. Personal)	10.4863	25.0987	35.5850
Athens School District(Ind. Personal)	4.4863	19.0987	23.5850
Colon School District(Non-PRE)	10.4863	35.9627	46.4490
Colon School District(PRE)	10.4863	17.9627	28.4490
Colon School District(Com. Personal)	10.4863	23.9627	34.4490
Colon School District(Ind. Personal)	4.4863	17.9627	22.4490
Mendon School District(Non-PRE)	10.4863	38.8921	49.3784
Mendon School District(PRE)	10.4863	20.8921	31.3784
Mendon School District(Com. Personal)	10.4863	26.8921	37.3784
Mendon School District(Ind. Personal)	4.4863	20.8921	25.3784
Vicksburg School District(Non-PRE)	10.4863	40.6169	51.1032
Vicksburg School District(PRE)	10.4863	22.6169	33.1032
Vicksburg School District(Com. Personal)	10.4863	28.6169	39.1032
Vicksburg School District(Ind. Personal)	4.4863	22.6169	27.1032

Lockport Township

2025 Ad Valorem Taxes

Taxing Entity	Name	Item of Tax	2025 Taxable Value	Amount of Tax Mills	Estimate of Tax Dollars	Total Tax Mills	Total Est. Tax Dollars
County	St Joseph	Operating	\$160,297,598	4.4863	\$719,143	7.7857	\$1,248,029
		Roads		0.9934	\$159,240		
		911		0.9864	\$158,118		
		C.O.A		0.7450	\$119,422		
		Transportation		0.3274	\$52,481		
		Parks		0.2472	\$39,626		
Township	Lockport	Operating	\$160,297,598	0.8329	\$133,512	2.2471	\$360,205
		Ambulance		0.4713	\$75,548		
		Fire Protection		0.9429	\$151,145		
Village	Centreville	Operating	\$4,150,759	11.7158	\$48,629	13.8719	\$57,579
		Sidewalks		0.2403	\$997		
		Fire		1.9158	\$7,952		
School District	Centreville	Operating		18.0000			
		Operating Com. Pers.		6.0000			
		Debt		7.0000			
		Total Non-PRE	\$8,121,196	25.0000	\$203,030		\$423,412
		Total PRE	\$31,468,479	7.0000	\$220,279		
		Total Com Personal	\$0	13.0000	\$0		
		Total Ind Personal	\$14,700	7.0000	\$103		
TOTAL COMBINED	\$39,604,375						
School District	Mendon	Operating		18.0000			
		Operating Com. Pers.		6.0000			
		Debt		8.0000			
		Total Non-PRE	\$254,188	26.0000	\$6,609		\$21,890
		Total PRE	\$1,910,077	8.0000	\$15,281		
		Total Com Personal	\$0	14.0000	\$0		
		Total Ind Personal	\$0	8.0000	\$0		
TOTAL COMBINED	\$2,164,265						
School District	Three Rivers	Operating		18.0000			
		Operating Com. Pers.		6.0000			
		Debt		4.9000			
		Total Non-PRE	\$23,727,116	22.9000	\$543,351		\$1,015,612
		Total PRE	\$95,678,623	4.9000	\$468,825		
		Total Com Personal	\$315,200	10.9000	\$3,436		
		Total Ind Personal	\$0	4.9000	\$0		
TOTAL COMBINED	\$119,720,939						
Interm. School	St Joseph	Operating	\$160,297,598	0.224	\$35,907	3.9047	\$625,914
		Extra Voted		3.6807	\$590,007		
Comm. College	Glen Oaks		\$160,297,598	2.6915			\$431,441
State Education	Michigan		\$161,474,879	6.0000			\$968,849

Lockport Township

2025 Ad Valorem Taxes

Totals for Taxable Status by School District	Summer	Winter	Total
Centreville School District(Non-PRE)	10.4863	37.1427	47.6290
Centreville School District(PRE)	10.4863	19.1427	29.6290
Centreville School District(Com. Personal)	10.4863	25.1427	35.6290
Centreville School District(Ind. Personal)	4.4863	19.1427	23.6290
Mendon School District(Non-PRE)	10.4863	38.1427	48.6290
Mendon School District(PRE)	10.4863	20.1427	30.6290
Mendon School District(Com. Personal)	10.4863	26.1427	36.6290
Mendon School District(Ind. Personal)	4.4863	20.1427	24.6290
Three Rivers School District(Non-PRE)	10.4863	35.0427	45.5290
Three Rivers School District(PRE)	10.4863	17.0427	27.5290
Three Rivers School District(Com. Personal)	10.4863	23.0427	33.5290
Three Rivers School District(Ind. Personal)	4.4863	17.0427	21.5290
<i>*Parcels located within Village limits add</i>	13.8719	0.0000	13.8719

Mendon Township

2025 Ad Valorem Taxes

Taxing Entity	Name	Item of Tax	2025 Taxable Value	Amount of Tax Mills	Estimate of Tax Dollars	Total Tax Mills	Total Est. Tax Dollars
County	St Joseph	Operating	\$136,035,833	4.4863	\$610,298	7.7857	\$1,059,134
		Roads		0.9934	\$135,138		
		911		0.9864	\$134,186		
		C.O.A		0.7450	\$101,347		
		Transportation		0.3274	\$44,538		
		Parks		0.2472	\$33,628		
Township	Mendon	Operating	\$136,035,833	0.9714	\$132,145	3.9653	\$456,650
		Library Operating		0.974	\$132,499		
		Fire/Ambulance (Real Only)		2.0199	\$192,006		
Village	Mendon	Operating	\$22,684,499	8.5113	\$193,075	8.5113	\$193,075
School District	Mendon	Operating		18.0000			
		Operating Com. Pers.		6.0000			
		Debt		8.0000			
		Total Non-PRE	\$60,142,391	26.0000	\$1,563,702		\$2,114,006
		Total PRE	\$68,774,988	8.0000	\$550,200		
		Total Com Personal	\$1,000	14.0000	\$14		
		Total Ind Personal	\$11,300	8.0000	\$90		
TOTAL COMBINED	\$128,929,679						
School District	Vicksburg	Operating		18.0000			
		Operating Com. Pers.		6.0000			
		Debt		6.6000			
		Total Non-PRE	\$2,799,735	24.6000	\$68,873		\$98,528
		Total PRE	\$4,493,154	6.6000	\$29,655		
		Total Com Personal	\$0	12.6000	\$0		
		Total Ind Personal	\$0	6.6000	\$0		
TOTAL COMBINED	\$7,292,889						
Interm. School	St Joseph	Operating	\$128,929,679	0.224	\$28,880	3.9047	\$503,432
		Extra Voted		3.6807	\$474,551		
	Kalamazoo Resa	Operating	\$7,292,889	0.1420	\$1,036	6.9565	\$50,733
		Debt		6.8145	\$49,697		
Comm. College	Glen Oaks Kalamazoo Valley	Operating	\$128,929,679	2.6915			\$347,014
		Operating	\$7,292,889	2.7645			\$20,161
State Education	Michigan		\$136,211,268	6.0000			\$817,268

Mendon Township

2025 Ad Valorem Taxes

Totals for Taxable Status by School District	Summer	Winter	Total
Mendon School District(Non-PRE)	10.4863	39.8609	50.3472
Mendon School District(PRE)	10.4863	21.8609	32.3472
Mendon School District(Com. Personal)	10.4863	25.841	36.3273
Mendon School District(Ind. Personal)	4.4863	19.841	24.3273
Vicksburg School District(Non-PRE)	10.4863	41.5857	52.0720
Vicksburg School District(PRE)	10.4863	23.5857	34.0720
Vicksburg School District(Com. Personal)	10.4863	27.5658	38.0521
Vicksburg School District(Ind. Personal)	4.4863	21.5658	26.0521
<i>*Parcels located within Village limits add</i>	8.51130	0	8.5113

Mottville Township

2025 Ad Valorem Taxes

Taxing Entity	Name	Item of Tax	2025 Taxable Value	Amount of Tax Mills	Estimate of Tax Dollars	Total Tax Mills	Total Est. Tax Dollars
County	St Joseph	Operating	\$83,762,370	4.4863	\$375,783	7.7857	\$652,149
		Roads		0.9934	\$83,210		
		911		0.9864	\$82,623		
		C.O.A		0.7450	\$62,403		
		Transportation		0.3274	\$27,424		
		Parks		0.2472	\$20,706		

Township	Mottville	Operating	\$83,762,370	0.9294	\$77,849	1.4294	\$116,066
		Roads		0.2500	\$20,941		
		Fire/Ambulance (Real Only)		0.2500	\$17,277		

School District	Constantine	Operating		18.0000			
		Operating Com. Pers.		6.0000			
		Debt		4.5500			
		Total Non-PRE	\$2,472,343	22.5500	\$55,751		\$113,399
		Total PRE	\$12,669,768	4.5500	\$57,647		
		Total Com Personal	\$0	10.5500	\$0		
		Total Ind Personal	\$0	4.5500	\$0		
		TOTAL COMBINED	\$15,142,111				

School District	White Pigeon	Operating		18.0000			
		Operating Com. Pers.		6.0000			
		Debt		0.8500			
		Sinking Fund		2.9354			
		Total Non-PRE	\$33,665,649	21.7854	\$733,420		\$867,299
		Total PRE	\$33,835,492	3.7854	\$128,081		
		Total Com Personal	\$172,800	9.7854	\$1,691		
		Total Ind Personal	\$1,085,200	3.7854	\$4,108		
TOTAL COMBINED	\$68,759,141						

Interm. School	St Joseph	Operating	\$83,762,370	0.224	\$18,763	3.9047	\$327,067
		Extra Voted		3.6807	\$308,304		

Comm. College	Glen Oaks		\$83,762,370	2.6915			\$225,446
---------------	-----------	--	--------------	--------	--	--	------------------

State Education	Michigan		\$82,816,052	6.0000			\$496,896
-----------------	----------	--	--------------	--------	--	--	------------------

Totals for Taxable Status by School District	Summer	Winter	Total
Constantine School District(Non-PRE)	10.4863	33.8750	44.3613
Constantine School District(PRE)	10.4863	15.8750	26.3613
Constantine School District(Com. Personal)	10.4863	21.6250	32.1113
Constantine School District(Ind. Personal)	4.4863	15.6250	20.1113
White Pigeon School District(Non-PRE)	10.4863	33.1104	43.5967
White Pigeon School District(PRE)	10.4863	15.1104	25.5967
White Pigeon School District(Com. Personal)	10.4863	20.8604	31.3467
White Pigeon School District(Ind. Personal)	4.4863	14.8604	19.3467

Nottawa Township

2025 Ad Valorem Taxes

Taxing Entity	Name	Item of Tax	2025 Taxable Value	Amount of Tax Mills	Estimate of Tax Dollars	Total Tax Mills	Total Est. Tax Dollars
County	St Joseph	Operating	\$189,897,984	4.4863	\$851,939	7.7857	\$1,478,489
		Roads		0.9934	\$188,645		
		911		0.9864	\$187,315		
		C.O.A		0.7450	\$141,474		
		Transportation		0.3274	\$62,173		
		Parks		0.2472	\$46,943		
Township	Nottawa	Operating	\$189,897,984	0.8270	\$157,046	4.1353	\$785,285
		Library Operating		1.5815	\$300,324		
		Fire & EMS		0.7500	\$142,423		
		Roads		0.9768	\$185,492		
Village	Centreville	Operating	\$30,813,063	11.7158	\$361,000	13.8719	\$ 427,436
		Sidewalks		0.2403	\$7,404		
		Fire		1.9158	\$59,032		
School District	Centreville	Operating		18.0000			
		Operating Com. Pers.		6.0000			
		Debt		7.0000			
		Total Non-PRE	\$30,061,171	25.0000	\$751,529		\$1,154,395
		Total PRE	\$54,653,288	7.0000	\$382,573		
		Total Com Personal	\$1,561,000	13.0000	\$20,293		
		Total Ind Personal	\$0	7.0000	\$0		
TOTAL COMBINED	\$86,275,459						
School District	Colon	Operating		18.0000			
		Operating Com. Pers.		6.0000			
		Debt		3.7800			
		Sinking Fund		1.2906			
		Total Non-PRE	\$1,212,550	23.0706	\$27,974		\$50,047
		Total PRE	\$4,340,243	5.0706	\$22,008		
		Total Com Personal	\$5,900	11.0706	\$65		
Total Ind Personal	\$0	5.0706	\$0				
TOTAL COMBINED	\$5,558,693						
School District	Mendon	Operating		18.0000			
		Operating Com. Pers.		6.0000			
		Debt		8.0000			
		Total Non-PRE	\$2,669,756	26.0000	\$69,414		\$180,878
		Total PRE	\$12,630,744	8.0000	\$101,046		
		Total Com Personal	\$744,200	14.0000	\$10,419		
Total Ind Personal	\$0	8.0000	\$0				
TOTAL COMBINED	\$16,044,700						

Nottawa Township

2025 Ad Valorem Taxes

		Operating		18.0000		
		Operating Com. Pers.		6.0000		
		Sinking Fund		1.4226		
School District	Nottawa	Total Non-PRE	\$28,633,479	19.4226	\$556,137	\$637,320
		Total PRE	\$52,974,942	1.4226	\$75,362	
		Total Com Personal	\$784,200	7.4226	\$5,821	
		Total Ind Personal	\$0	1.4226	\$0	
		TOTAL COMBINED	\$82,392,621			

Interm. School	St Joseph	Operating	\$189,897,984	0.224	\$42,537	3.9047	\$741,495
		Extra Voted		3.6807	\$698,958		

Comm. College	Glen Oaks		\$189,897,984	2.6915			\$511,110
---------------	------------------	--	---------------	--------	--	--	------------------

State Education	Michigan		\$190,271,473	6.0000			\$1,141,629
-----------------	-----------------	--	---------------	--------	--	--	--------------------

Totals for Taxable Status by School District	Summer	Winter	Total
Centreville School District(Non-PRE)	10.4863	39.0309	49.5172
Centreville School District(PRE)	10.4863	21.0309	31.5172
Centreville School District(Com. Personal)	10.4863	27.0309	37.5172
Centreville School District(Ind. Personal)	4.4863	21.0309	25.5172
Colon School District(Non-PRE)	10.4863	37.1015	47.5878
Colon School District(PRE)	10.4863	19.1015	29.5878
Colon School District(Com. Personal)	10.4863	25.1015	35.5878
Colon School District(Ind. Personal)	4.4863	19.1015	23.5878
Mendon School District(Non-PRE)	10.4863	40.0309	50.5172
Mendon School District(PRE)	10.4863	22.0309	32.5172
Mendon School District(Com. Personal)	10.4863	28.0309	38.5172
Mendon School District(Ind. Personal)	4.4863	22.0309	26.5172
Nottawa School District(Non-PRE)	10.4863	33.4535	43.9398
Nottawa School District(PRE)	10.4863	15.4535	25.9398
Nottawa School District(Com. Personal)	10.4863	21.4535	31.9398
Nottawa School District(Ind. Personal)	4.4863	15.4535	19.9398
<i>*Parcels located within Village limits add</i>	<i>13.8719</i>	<i>0</i>	<i>13.8719</i>

Park Township

2025 Ad Valorem Taxes

Taxing Entity	Name	Item of Tax	2025 Taxable Value	Amount of Tax Mills	Estimate of Tax Dollars	Total Tax Mills	Total Est. Tax Dollars
County	St Joseph	Operating	\$185,092,074	4.4863	\$830,379	7.7857	\$1,441,071
		Roads		0.9934	\$183,870		
		911		0.9864	\$182,575		
		C.O.A		0.7450	\$137,894		
		Transportation		0.3274	\$60,599		
		Parks		0.2472	\$45,755		
Township	Park	Operating	\$185,092,074	0.9528	\$176,356	1.9528	\$324,716
		Fire Operating (Real Only)		1.0000	\$148,360		
School District	Mendon	Operating		18.0000			
		Operating Com. Pers.		6.0000			
		Debt		8.0000			
		Total Non-PRE	\$21,484,191	26.0000	\$558,589		\$802,067
		Total PRE	\$29,541,012	8.0000	\$236,328		
		Total Com Personal	\$429,200	14.0000	\$6,009		
		Total Ind Personal	\$142,700	8.0000	\$1,142		
TOTAL COMBINED	\$51,597,103						
School District	Three Rivers	Operating		18.0000			
		Operating Com. Pers.		6.0000			
		Debt		4.9000			
		Total Non-PRE	\$59,987,976	22.9000	\$1,373,725		\$1,690,836
		Total PRE	\$62,462,587	4.9000	\$306,067		
		Total Com Personal	\$1,013,300	10.9000	\$11,045		
		Total Ind Personal	\$0	4.9000	\$0		
TOTAL COMBINED	\$123,463,863						
School District	Vicksburg	Operating		18.0000			
		Operating Com. Pers.		6.0000			
		Debt		6.6000			
		Total Non-PRE	\$1,175,948	24.6000	\$28,928		\$94,245
		Total PRE	\$9,896,471	6.6000	\$65,317		
		Total Com Personal	\$0	12.6000	\$0		
		Total Ind Personal	\$0	6.6000	\$0		
TOTAL COMBINED	\$11,072,419						
Interm. School	St Joseph	Operating	\$175,060,966	0.224	\$39,214	3.9047	\$683,561
		Extra Voted		3.6807	\$644,347		
	Kalamazoo Resa	Operating	\$11,072,419	0.1420	\$1,572	6.9565	\$77,025
		Debt		6.8145	\$75,453		
Comm. College	Glen Oaks Kalamazoo Valley	Operating	\$175,060,966	2.6915			\$471,177
		Operating	\$11,072,419	2.7645			\$30,610
State Education	Michigan		\$185,990,685	6.0000			\$1,115,944

Park Township

2025 Ad Valorem Taxes

Totals for Taxable Status by School District	Summer	Winter	Total
Mendon School District(Non-PRE)	10.4863	37.8484	48.3347
Mendon School District(PRE)	10.4863	19.8484	30.3347
Mendon School District(Com. Personal)	10.4863	24.8484	35.3347
Mendon School District(Ind. Personal)	4.4863	18.8484	23.3347
Three Rivers School District(Non-PRE)	10.4863	34.7484	45.2347
Three Rivers School District(PRE)	10.4863	16.7484	27.2347
Three Rivers School District(Com. Personal)	10.4863	21.7484	32.2347
Three Rivers School District(Ind. Personal)	4.4863	15.7484	20.2347
Vicksburg School District(Non-PRE)	10.4863	39.5732	50.0595
Vicksburg School District(PRE)	10.4863	21.5732	32.0595
Vicksburg School District(Com. Personal)	10.4863	26.5732	37.0595
Vicksburg School District(Ind. Personal)	4.4863	20.5732	25.0595

Sherman Township

2025 Ad Valorem Taxes

Taxing Entity	Name	Item of Tax	2025 Taxable Value	Amount of Tax Mills	Estimate of Tax Dollars	Total Tax Mills	Total Est. Tax Dollars
County	St Joseph	Operating	\$203,692,043	4.4863	\$913,824	7.7857	\$1,585,885
		Roads		0.9934	\$202,348		
		911		0.9864	\$200,922		
		C.O.A		0.7450	\$151,751		
		Transportation		0.3274	\$66,689		
		Parks		0.2472	\$50,353		
Township	Sherman	Operating	\$203,692,043	0.5000	\$101,846	0.5000	\$101,846
		Fire/Ambulance (Real Only)		0.0000	\$0		
Library	Sturgis	Operating	\$203,692,043	1.0657	\$217,075	1.0657	\$217,075
School District	Burr Oak	Operating		18.0000			
		Operating Com. Pers.		6.0000			
		Sinking Fund		2.8998			
		Total Non-PRE	\$254,682	20.8998	\$5,323		\$7,637
		Total PRE	\$798,137	2.8998	\$2,314		
		Total Com Personal	\$0	8.8998	\$0		
		Total Ind Personal	\$0	2.8998	\$0		
TOTAL COMBINED	\$1,052,819						
School District	Centreville	Operating		18.0000			
		Operating Com. Pers.		6.0000			
		Debt		7.0000			
		Total Non-PRE	\$27,650,991	25.0000	\$691,275		\$1,154,838
		Total PRE	\$66,219,402	7.0000	\$463,536		
		Total Com Personal	\$2,100	13.0000	\$27		
		Total Ind Personal	\$0	7.0000	\$0		
TOTAL COMBINED	\$93,872,493						
School District	Nottawa	Operating		18.0000			
		Operating Com. Pers.		6.0000			
		Sinking Fund		1.4226			
		Total Non-PRE	\$5,443,340	19.4226	\$105,724		\$119,465
		Total PRE	\$9,659,093	1.4226	\$13,741		
		Total Com Personal	\$0	7.4226	\$0		
		Total Ind Personal	\$0	1.4226	\$0		
TOTAL COMBINED	\$15,102,433						
School District	Sturgis	Operating		17.4093			
		Operating Com. Pers.		5.4093			
		Debt		7.0000			
		Sinking Fund		1.6943			
		Total Non-PRE	\$20,876,355	26.1036	\$544,948		\$1,181,913
		Total PRE	\$73,098,096	8.6943	\$635,537		
		Total Com Personal	\$101,300	14.1036	\$1,429		
Total Ind Personal	\$0	8.6943	\$0				
TOTAL COMBINED	\$94,075,751						

Sherman Township

2025 Ad Valorem Taxes

	Operating		18.0000			
	Operating Com. Pers.		6.0000			
	Debt		0.8500			
	Sinking Fund		2.9354			
School District	White Pigeon	Total Non-PRE	\$0	21.7854	\$0	\$649
		Total PRE	\$171,504	3.7854	\$649	
		Total Com Personal	\$0	9.7854	\$0	
		Total Ind Personal	\$0	3.7854	\$0	
		TOTAL COMBINED	\$171,504			

Interm. School	St Joseph	Operating	\$203,692,043	0.224	\$45,627	3.9047	\$795,356
		Extra Voted		3.6807	\$749,729		

Comm. College	Glen Oaks		\$203,692,043	2.6915			\$548,237
---------------	------------------	--	---------------	--------	--	--	------------------

State Education	Michigan		\$204,275,000	6.0000			\$1,225,650
-----------------	-----------------	--	---------------	--------	--	--	--------------------

Totals for Taxable Status by School District	Summer	Winter	Total
Burr Oak School District(Non-PRE)	10.4863	32.3611	42.8474
Burr Oak School District(PRE)	10.4863	14.3611	24.8474
Burr Oak School District(Com. Personal)	10.4863	20.3611	30.8474
Burr Oak School District(Ind. Personal)	4.4863	14.3611	18.8474
Centreville School District(Non-PRE)	10.4863	36.4613	46.9476
Centreville School District(PRE)	10.4863	18.4613	28.9476
Centreville School District(Com. Personal)	10.4863	24.4613	34.9476
Centreville School District(Ind. Personal)	4.4863	18.4613	22.9476
Nottawa School District(Non-PRE)	10.4863	30.8839	41.3702
Nottawa School District(PRE)	10.4863	12.8839	23.3702
Nottawa School District(Com. Personal)	10.4863	18.8839	29.3702
Nottawa School District(Ind. Personal)	4.4863	12.8839	17.3702
Sturgis School District(Non-PRE)	10.4863	37.5649	48.0512
Sturgis School District(PRE)	10.4863	20.1556	30.6419
Sturgis School District(Com. Personal)	10.4863	25.5649	36.0512
Sturgis School District(Ind. Personal)	4.4863	20.1556	24.6419
White Pigeon School District(Non-PRE)	10.4863	33.2467	43.7330
White Pigeon School District(PRE)	10.4863	15.2467	25.7330
White Pigeon School District(Com. Personal)	10.4863	21.2467	31.7330
White Pigeon School District(Ind. Personal)	4.4863	15.2467	19.7330

Sturgis Township

2025 Ad Valorem Taxes

Taxing Entity	Name	Item of Tax	2025 Taxable Value	Amount of Tax Mills	Estimate of Tax Dollars	Total Tax Mills	Total Est. Tax Dollars
County	St Joseph	Operating	\$84,554,575	4.4863	\$379,337	7.7857	\$658,317
		Roads		0.9934	\$83,997		
		911		0.9864	\$83,405		
		C.O.A		0.7450	\$62,993		
		Transportation		0.3274	\$27,683		
		Parks		0.2472	\$20,902		

Township	Sturgis	Operating	\$84,554,575	0.0000	\$0	0.0000	\$0
		Fire/Ambulance (Real Only)		0.0000	\$0		

Library	Sturgis	Operating	\$84,554,575	1.0657	\$90,110	1.0657	\$90,110
---------	----------------	-----------	--------------	--------	----------	--------	-----------------

School District	Sturgis	Operating		17.4093			
		Operating Com. Pers.		5.4093			
		Debt		7.0000			
		Sinking Fund		1.6943			
		Total Non-PRE	\$33,362,023	26.1036	\$870,869		\$1,324,763
		Total PRE	\$50,417,490	8.6943	\$438,345		
		Total Com Personal	\$1,102,500	14.1036	\$15,549		
		Total Ind Personal	\$0	8.6943	\$0		
TOTAL COMBINED		\$84,882,013					

Interm. School	St Joseph	Operating	\$84,554,575	0.224	\$18,940	3.9047	\$330,160
		Extra Voted		3.6807	\$311,220		

Comm. College	Glen Oaks		\$84,554,575	2.6915			\$227,579
---------------	------------------	--	--------------	--------	--	--	------------------

State Education	Michigan		\$84,882,013	6.0000			\$509,292
-----------------	-----------------	--	--------------	--------	--	--	------------------

Totals for Taxable Status by School District	Summer	Winter	Total
Sturgis School District(Non-PRE)	10.4863	37.0649	47.5512
Sturgis School District(PRE)	10.4863	19.6556	30.1419
Sturgis School District(Com. Personal)	10.4863	25.0649	35.5512
Sturgis School District(Ind. Personal)	4.4863	19.6556	24.1419

White Pigeon Township

2025 Ad Valorem Taxes

Taxing Entity	Name	Item of Tax	2025 Taxable Value	Amount of Tax Mills	Estimate of Tax Dollars	Total Tax Mills	Total Est. Tax Dollars
County	St Joseph	Operating	\$300,782,969	4.4863	\$1,349,403	7.7857	\$2,341,806
		Roads		0.9934	\$298,798		
		911		0.9864	\$296,692		
		C.O.A		0.7450	\$224,083		
		Transportation		0.3274	\$98,476		
		Parks		0.2472	\$74,354		
Township	White Pigeon	Operating	\$300,782,969	0.8956	\$269,381	2.5722	\$773,674
		Library		0.937	\$281,834		
		Roads		0.7396	\$222,459		
Village	White Pigeon	Operating	\$47,230,681	9.5256	\$449,901	9.5256	\$449,901
School District	White Pigeon	Operating		18.0000			
		Operating Com. Pers.		6.0000			
		Debt		0.8500			
		Sinking Fund		2.9354			
		Total Non-PRE	\$157,649,099	21.7854	\$3,434,449		\$3,980,466
		Total PRE	\$139,551,337	3.7854	\$528,258		
		Total Com Personal	\$406,500	9.7854	\$3,978		
Total Ind Personal	\$3,640,900	3.7854	\$13,782				
TOTAL COMBINED	\$301,247,836						
Interm. School	St Joseph	Operating	\$301,247,836	0.224	\$67,480	3.9047	\$1,176,282
		Extra Voted		3.6807	\$1,108,803		
Comm. College	Glen Oaks		\$300,782,969	2.6915			\$809,557
State Education	Michigan		\$297,606,936	6.0000			\$1,785,642
Totals for Taxable Status by School District			Summer	Winter	Total		
White Pigeon School District(Non-PRE)			10.4863	34.2532	44.7395		
White Pigeon School District(PRE)			10.4863	16.2532	26.7395		
White Pigeon School District(Com. Personal)			10.4863	22.2532	32.7395		
White Pigeon School District(Ind. Personal)			4.4863	16.2532	20.7395		
<i>*Parcels located within Village limits add</i>			9.5256	0.0000	9.5256		

Three Rivers City

2025 Ad Valorem Taxes

Taxing Entity	Name	Item of Tax	2025 Taxable Value	Amount of Tax Mills	Estimate of Tax Dollars	Total Tax Mills	Total Est. Tax Dollars
County	St Joseph	Operating	\$235,659,738	4.4863	\$1,057,240	7.7857	\$1,834,776
		Roads		0.9934	\$234,104		
		911		0.9864	\$232,455		
		C.O.A		0.7450	\$175,567		
		Transportation		0.3274	\$77,155		
		Parks		0.2472	\$58,255		

City	Three Rivers	Operating	\$235,659,738	11.4161	\$2,690,315	19.6247	\$4,624,752
		Roads/Sidewalks		3.6970	\$871,234		
		Library Operating		1.6786	\$395,578		
		Ambulance		1.9580	\$461,422		
		Solid Waste		0.8750	\$206,202		

City	DDA	Operating	\$13,997,795	1.8512	\$25,913	1.8512	\$25,913
------	------------	-----------	--------------	--------	----------	--------	-----------------

School District	Three Rivers	Operating			18.0000		
		Operating Com. Pers.			6.0000		
		Debt			4.9000		
		Total Non-PRE	\$134,402,428	22.9000	\$3,077,816		\$3,680,897
		Total PRE	\$85,860,838	4.9000	\$420,718		
		Total Com Personal	\$16,452,200	10.9000	\$179,329		
		Total Ind Personal	\$619,200	4.9000	\$3,034		
TOTAL COMBINED		\$237,334,666					

Interm. School	St Joseph	Operating	\$237,334,666	0.224	\$53,163	3.9047	\$926,721
		Extra Voted		3.6807	\$873,558		

Comm. College	Glen Oaks	Operating	\$235,659,738	2.6915			\$634,278
---------------	------------------	-----------	---------------	--------	--	--	------------------

State Education	Michigan		\$236,715,466	6.0000			\$1,420,293
-----------------	-----------------	--	---------------	--------	--	--	--------------------

Totals for Taxable Status by School District	Summer	Winter	Total
Three Rivers School District(Non-PRE)	38.5975	24.3091	62.9066
Three Rivers School District(PRE)	29.5975	15.3091	44.9066
Three Rivers School District(Com. Personal)	32.5975	18.3091	50.9066
Three Rivers School District(Ind. Personal)	23.5975	15.3091	38.9066
<i>*Parcels located within DDA add</i>	<i>1.8512</i>	<i>0.0000</i>	<i>1.8512</i>

Sturgis City

2025 Ad Valorem Taxes

Taxing Entity	Name	Item of Tax	2025 Taxable Value	Amount of Tax Mills	Estimate of Tax Dollars	Total Tax Mills	Total Est. Tax Dollars
County	St Joseph	Operating	\$307,619,719	4.4863	\$1,380,074	7.7857	\$2,395,035
		Roads		0.9934	\$305,589		
		911		0.9864	\$303,436		
		C.O.A		0.7450	\$229,177		
		Transportation		0.3274	\$100,715		
		Parks		0.2472	\$76,044		

City	Sturgis	Operating	\$307,619,719	11.0800	\$3,408,426	14.0467	\$4,321,042
		Streets/Sidewalks		2.9667	\$912,615		

Library	Sturgis	Operating	\$307,619,719	1.0657	\$327,830	1.0657	\$327,830
---------	----------------	-----------	---------------	--------	-----------	--------	------------------

School District	Sturgis	Operating		17.4093			
		Operating Com. Pers.		5.4093			
		Debt		7.0000			
		Sinking Fund		1.6943			
		Total Non-PRE	\$156,327,677	26.1036	\$4,080,715		\$5,454,280
		Total PRE	\$136,905,499	8.6943	\$1,190,297		
		Total Com Personal	\$8,972,600	14.1036	\$126,546		
		Total Ind Personal	<u>\$6,524,000</u>	8.6943	\$56,722		
	TOTAL COMBINED	\$308,729,776					

Interm. School	St Joseph	Operating	\$308,729,776	0.224	\$69,155	3.9047	\$1,205,497
		Extra Voted		3.6807	\$1,136,342		

Comm. College	Glen Oaks		\$308,729,776	2.6915			\$830,946
---------------	------------------	--	---------------	--------	--	--	------------------

State Education	Michigan		\$302,205,776	6.0000			\$1,813,235
-----------------	-----------------	--	---------------	--------	--	--	--------------------

Totals for Taxable Status by School District	Summer	Winter	Total
Sturgis School District(Non-PRE)	53.3281	8.2698	61.5979
Sturgis School District(PRE)	35.9188	8.2698	44.1886
Sturgis School District(Com. Personal)	41.3281	8.2698	49.5979
Sturgis School District(Ind. Personal)	29.9188	8.2698	38.1886

Compilation of Overall Estimated Tax Revenue

Local Governmental Units	Overall Millage Rate	Taxable Value	Estimated Tax Dollars
001 Burr Oak Township	0.8704	\$98,337,744	\$85,593
002 Colon Township	3.3084	\$146,376,865	\$417,032
003 Constantine Township	2.6034	\$150,180,340	\$360,600
004 Fabius Township	0.0000	\$268,297,026	\$0
005 Fawn River Township	2.0000	\$53,965,193	\$105,284
006 Florence Township	0.9046	\$56,589,038	\$51,190
007 Flowerfield Township	1.8326	\$90,906,993	\$166,596
008 Leonidas Township	2.9965	\$55,147,416	\$165,249
009 Lockport Township	2.2471	\$160,297,598	\$360,205
010 Mendon Township	3.9653	\$136,035,833	\$456,650
011 Mottville Township	1.4294	\$83,762,370	\$116,066
012 Nottawa Township	4.1353	\$189,897,984	\$785,285
013 Park Township	1.9528	\$185,092,074	\$324,716
014 Sherman Township	0.5000	\$203,692,043	\$101,846
015 Sturgis Township	0.0000	\$84,554,575	\$0
016 White Pigeon Township	2.5722	\$300,782,969	\$773,674
051 Three Rivers City	19.6247	\$235,659,738	\$4,624,752
052 Sturgis City	14.0467	\$307,619,719	\$4,321,042
040 Burr Oak Village	24.6031	\$12,447,612	\$297,030
041 Colon Village	13.7899	\$36,710,506	\$500,657
042 Centreville Village	13.8719	\$34,963,822	\$485,015
043 Constantine Village	15.2500	\$50,387,261	\$690,871
044 Mendon Village	8.5113	\$22,684,499	\$193,075
045 White Pigeon Village	9.5256	\$47,230,681	\$449,901

Authorities	Overall Millage Rate	Taxable Value	Estimated Tax Dollars
Sturgis District Library	1.0657	\$649,831,530	\$692,525
Three Rivers DDA	1.8512	\$13,997,795	\$25,913

St. Joseph County	Overall Millage Rate	Taxable Value	Estimated Tax Dollars
Operating	4.4863	\$2,807,195,518	\$12,593,921
Roads	0.9934	\$2,807,195,518	\$2,788,668
911	0.9864	\$2,807,195,518	\$2,769,018
C.O.A	0.7450	\$2,807,195,518	\$2,091,361
Transportation	0.3274	\$2,807,195,518	\$919,076
Parks	0.2472	\$2,807,195,518	\$693,939
Total	7.7857	\$2,807,195,518	\$21,855,982

Intermediate School Districts and Colleges	Overall Millage Rate	Taxable Value	Estimated Tax Dollars
Branch County ISD	8.0196	\$109,178	\$876
Calhoun County ISD	6.1919	\$420,445	\$2,603
Heritage Southwest ISD	2.1798	\$8,602,756	\$18,752
Kalamazoo Resa	6.9565	\$19,915,604	\$138,543
St. Joseph County ISD	3.9047	\$2,790,160,050	\$10,894,738
Kalamazoo Valley CC	2.7645	\$19,915,604	\$55,057
Kellogg CC	3.6109	\$420,445	\$1,518
Glen Oaks CC	2.6915	\$2,790,160,050	\$7,509,716

Compilation of Overall Estimated Tax Revenue

School	Taxable Value	Operating Millage	Operating Tax Dollars	Extra Voted Millage	Extra Voted Tax Dollars	Debt Millage	Debt Tax Dollars	Total Est. Tax Dollars
Athens School District(Non-PRE)	\$25,100	18.0000	\$452	3.0000	\$75	0.0000	\$0	\$527
Athens School District(PRE)	\$395,345	0.0000	\$0	3.0000	\$1,186	0.0000	\$0	\$1,186
Athens School District(Com. Personal)	\$0	6.0000	\$0	3.0000	\$0	0.0000	\$0	\$0
Athens School District(Ind. Personal)	\$0	0.0000	\$0	3.0000	\$0	0.0000	\$0	\$0
Totals	\$420,445		\$452		\$1,261		\$0	\$1,713
Bronson School District(Non-PRE)	\$2,300	17.7264	\$41	1.9656	\$5	0.0000	\$0	\$45
Bronson School District(PRE)	\$106,878	0.0000	\$0	1.9656	\$210	0.0000	\$0	\$210
Bronson School District(Com. Personal)	\$0	5.7264	\$0	1.9656	\$0	0.0000	\$0	\$0
Bronson School District(Ind. Personal)	\$0	0.0000	\$0	1.9656	\$0	0.0000	\$0	\$0
Totals	\$109,178		\$41		\$215		\$0	\$255
Burr Oak School District(Non-PRE)	\$18,269,113	18.0000	\$328,844	2.8998	\$52,977	0.0000	\$0	\$381,821
Burr Oak School District(PRE)	\$43,490,313	0.0000	\$0	2.8998	\$126,113	0.0000	\$0	\$126,113
Burr Oak School District(Com. Personal)	\$242,300	6.0000	\$1,454	2.8998	\$703	0.0000	\$0	\$2,156
Burr Oak School District(Ind. Personal)	\$121,200	0.0000	\$0	2.8998	\$351	0.0000	\$0	\$351
Totals	\$62,122,926		\$330,298		\$180,144		\$0	\$510,442
Centreville School District(Non-PRE)	\$70,446,254	18.0000	\$1,268,033	0.0000	\$0	7.0000	\$493,124	\$1,761,156
Centreville School District(PRE)	\$172,873,214	0.0000	\$0	0.0000	\$0	7.0000	\$1,210,112	\$1,210,112
Centreville School District(Com. Personal)	\$1,563,100	6.0000	\$9,379	0.0000	\$0	7.0000	\$10,942	\$20,320
Centreville School District(Ind. Personal)	\$14,700	0.0000	\$0	0.0000	\$0	7.0000	\$103	\$103
Totals	\$244,897,268		\$1,277,411		\$0		\$1,714,281	\$2,991,692
Colon School District(Non-PRE)	\$67,240,098	18.0000	\$1,210,322	1.2906	\$86,780	3.7800	\$254,168	\$1,551,269
Colon School District(PRE)	\$131,699,497	0.0000	\$0	1.2906	\$169,971	3.7800	\$497,824	\$667,795
Colon School District(Com. Personal)	\$802,500	6.0000	\$4,815	1.2906	\$1,036	3.7800	\$3,033	\$8,884
Colon School District(Ind. Personal)	\$173,400	0.0000	\$0	1.2906	\$224	3.7800	\$655	\$879
Totals	\$199,915,495		\$1,215,137		\$258,011		\$755,681	\$2,228,828
Constantine School District(Non-PRE)	\$58,260,691	18.0000	\$1,048,692	0.0000	\$0	4.5500	\$265,086	\$1,313,779
Constantine School District(PRE)	\$115,244,083	0.0000	\$0	0.0000	\$0	4.5500	\$524,361	\$524,361
Constantine School District(Com. Personal)	\$997,800	6.0000	\$5,987	0.0000	\$0	4.5500	\$4,540	\$10,527
Constantine School District(Ind. Personal)	\$1,596,000	0.0000	\$0	0.0000	\$0	4.5500	\$7,262	\$7,262
Totals	\$176,098,574		\$1,054,679		\$0		\$801,249	\$1,855,928
Marcellus School District(Non-PRE)	\$1,865,293	18.0000	\$33,575	0.0000	\$0	4.6500	\$8,674	\$42,249
Marcellus School District(PRE)	\$6,737,463	0.0000	\$0	0.0000	\$0	4.6500	\$31,329	\$31,329
Marcellus School District(Com. Personal)	\$0	6.0000	\$0	0.0000	\$0	4.6500	\$0	\$0
Marcellus School District(Ind. Personal)	\$0	0.0000	\$0	0.0000	\$0	4.6500	\$0	\$0
Totals	\$8,602,756		\$33,575		\$0		\$40,003	\$73,578
Mendon School District(Non-PRE)	\$86,374,227	18.0000	\$1,554,736	0.0000	\$0	8.0000	\$690,994	\$2,245,730
Mendon School District(PRE)	\$116,247,061	0.0000	\$0	0.0000	\$0	8.0000	\$929,976	\$929,976
Mendon School District(Com. Personal)	\$1,174,400	6.0000	\$7,046	0.0000	\$0	8.0000	\$9,395	\$16,442
Mendon School District(Ind. Personal)	\$154,000	0.0000	\$0	0.0000	\$0	8.0000	\$1,232	\$1,232
Totals	\$203,949,688		\$1,561,782		\$0		\$1,631,598	\$3,193,380
Nottawa School District(Non-PRE)	\$34,675,093	18.0000	\$624,152	1.4226	\$49,329	0.0000	\$0	\$673,480
Nottawa School District(PRE)	\$65,830,670	0.0000	\$0	1.4226	\$93,651	0.0000	\$0	\$93,651
Nottawa School District(Com. Personal)	\$784,200	6.0000	\$4,705	1.4226	\$1,116	0.0000	\$0	\$5,821
Nottawa School District(Ind. Personal)	\$0	0.0000	\$0	1.4226	\$0	0.0000	\$0	\$0
Totals	\$101,289,963		\$628,857		\$144,095		\$0	\$772,952
Sturgis School District(Non-PRE)	\$225,026,700	17.4093	\$3,917,557	1.6943	\$381,263	7.0000	\$1,575,187	\$5,874,007
Sturgis School District(PRE)	\$334,407,378	0.0000	\$0	1.6943	\$566,586	7.0000	\$2,340,852	\$2,907,438
Sturgis School District(Com. Personal)	\$10,250,600	5.4093	\$55,449	1.6943	\$17,368	7.0000	\$71,754	\$144,570
Sturgis School District(Ind. Personal)	\$6,524,000	0.0000	\$0	1.6943	\$11,054	7.0000	\$45,668	\$56,722
Totals	\$576,208,678		\$3,973,006		\$976,270		\$4,033,461	\$8,982,737
Three Rivers School District(Non-PRE)	\$366,930,477	18.0000	\$6,604,749	0.0000	\$0	4.9000	\$1,797,959	\$8,402,708
Three Rivers School District(PRE)	\$457,682,062	0.0000	\$0	0.0000	\$0	4.9000	\$2,242,642	\$2,242,642
Three Rivers School District(Com. Personal)	\$20,212,254	6.0000	\$121,274	0.0000	\$0	4.9000	\$99,040	\$220,314
Three Rivers School District(Ind. Personal)	\$1,370,200	0.0000	\$0	0.0000	\$0	4.9000	\$6,714	\$6,714
Totals	\$846,194,993		\$6,726,022		\$0		\$4,146,355	\$10,872,378
Vicksburg School District(Non-PRE)	\$4,135,292	18.0000	\$74,435	0.0000	\$0	6.6000	\$27,293	\$101,728
Vicksburg School District(PRE)	\$15,780,312	0.0000	\$0	0.0000	\$0	6.6000	\$104,150	\$104,150
Vicksburg School District(Com. Personal)	\$0	6.0000	\$0	0.0000	\$0	6.6000	\$0	\$0
Vicksburg School District(Ind. Personal)	\$0	0.0000	\$0	0.0000	\$0	6.6000	\$0	\$0
Totals	\$19,915,604		\$74,435		\$0		\$131,443	\$205,878
White Pigeon School District(Non-PRE)	\$192,713,146	18.0000	\$3,468,837	2.9354	\$565,690	0.8500	\$163,806	\$4,198,333
White Pigeon School District(PRE)	\$181,463,919	0.0000	\$0	2.9354	\$532,669	0.8500	\$154,244	\$686,914
White Pigeon School District(Com. Personal)	\$579,300	6.0000	\$3,476	2.9354	\$1,700	0.8500	\$492	\$5,669
White Pigeon School District(Ind. Personal)	\$4,726,100	0.0000	\$0	2.9354	\$13,873	0.8500	\$4,017	\$17,890
Totals	\$379,482,465		\$3,472,312		\$1,113,933		\$322,560	\$4,908,805

Comparison of Overall Estimated Tax Revenue

Local Governmental Units	2024 Estimated Tax Dollars	2025 Estimated Tax Dollars	% Change
001 Burr Oak Township	\$81,925	\$85,593	4.48%
002 Colon Township	\$401,246	\$417,032	3.93%
003 Constantine Township	\$347,829	\$360,600	3.67%
004 Fabius Township	\$0	\$0	0.00%
005 Fawn River Township	\$99,901	\$105,284	5.39%
006 Florence Township	\$48,751	\$51,190	5.00%
007 Flowerfield Township	\$160,478	\$166,596	3.81%
008 Leonidas Township	\$160,739	\$165,249	2.81%
009 Lockport Township	\$340,997	\$360,205	5.63%
010 Mendon Township	\$442,860	\$456,650	3.11%
011 Mottville Township	\$111,776	\$116,066	3.84%
012 Nottawa Township	\$733,812	\$785,285	7.01%
013 Park Township	\$399,126	\$324,716	-18.64%
014 Sherman Township	\$96,174	\$101,846	5.90%
015 Sturgis Township	\$0	\$0	0.00%
016 White Pigeon Township	\$721,327	\$773,674	7.26%
051 Three Rivers City	\$4,247,399	\$4,624,752	8.88%
052 Sturgis City	\$4,105,629	\$4,321,042	5.25%
040 Burr Oak Village	\$286,209	\$297,030	3.78%
041 Colon Village	\$480,081	\$500,657	4.29%
042 Centreville Village	\$446,345	\$485,015	8.66%
043 Constantine Village	\$641,694	\$690,871	7.66%
044 Mendon Village	\$193,625	\$193,075	-0.28%
045 White Pigeon Village	\$428,522	\$449,901	4.99%

Authorities	2024 Estimated Tax Dollars	2025 Estimated Tax Dollars	% Change
Sturgis District Library	\$657,173	\$692,525	5.38%
Three Rivers DDA	\$24,938	\$25,913	3.91%

St. Joseph County	2024 Estimated Tax Dollars	2025 Estimated Tax Dollars	% Change
Operating	\$11,946,590	\$12,593,921	5.42%
Roads	\$2,645,275	\$2,788,668	5.42%
911	\$2,626,758	\$2,769,018	5.42%
C.O.A	\$1,983,956	\$2,091,361	5.41%
Transportation	\$871,883	\$919,076	5.41%
Parks	\$658,409	\$693,939	5.40%
Total	\$20,732,871	\$21,855,982	5.42%

Intermediate School Districts and Colleges	2024 Estimated Tax Dollars	2025 Estimated Tax Dollars	% Change
Branch County ISD	\$860	\$876	1.79%
Calhoun County ISD	\$2,539	\$2,603	2.53%
Heritage Southwest ISD	\$17,502	\$18,752	7.15%
Kalamazoo Resa	\$132,943	\$138,543	4.21%
St. Joseph County ISD	\$10,374,187	\$10,894,738	5.02%
Kalamazoo Valley CC	\$52,825	\$55,057	4.22%
Kellogg CC	\$1,481	\$1,518	2.53%
Glen Oaks CC	\$7,125,840	\$7,509,716	5.39%

Comparison of Overall Estimated Tax Revenue

School	2024 Total Est. Tax Dollars	2025 Total Est. Tax Dollars	% Change
Athens School District(Non-PRE)	\$559	\$527	-5.64%
Athens School District(PRE)	\$1,150	\$1,186	3.10%
Athens School District(Com. Personal)	\$0	\$0	0.00%
Athens School District(Ind. Personal)	\$0	\$0	0.00%
Totals	\$1,709	\$1,713	0.24%
Bronson School District(Non-PRE)	\$45	\$45	-0.03%
Bronson School District(PRE)	\$204	\$210	2.78%
Bronson School District(Com. Personal)	\$0	\$0	0.00%
Bronson School District(Ind. Personal)	\$0	\$0	0.00%
Totals	\$250	\$255	2.27%
Burr Oak School District(Non-PRE)	\$370,873	\$381,821	2.95%
Burr Oak School District(PRE)	\$120,404	\$126,113	4.74%
Burr Oak School District(Com. Personal)	\$2,604	\$2,156	-17.18%
Burr Oak School District(Ind. Personal)	\$308	\$351	14.16%
Totals	\$494,189	\$510,442	3.29%
Centreville School District(Non-PRE)	\$1,659,751	\$1,761,156	6.11%
Centreville School District(PRE)	\$1,134,634	\$1,210,112	6.65%
Centreville School District(Com. Personal)	\$22,326	\$20,320	-8.98%
Centreville School District(Ind. Personal)	\$103	\$103	0.00%
Totals	\$2,816,814	\$2,991,692	6.21%
Colon School District(Non-PRE)	\$1,530,467	\$1,551,269	1.36%
Colon School District(PRE)	\$674,426	\$667,795	-0.98%
Colon School District(Com. Personal)	\$10,910	\$8,884	-18.57%
Colon School District(Ind. Personal)	\$972	\$879	-9.51%
Totals	\$2,216,775	\$2,228,828	0.54%
Constantine School District(Non-PRE)	\$1,241,164	\$1,313,779	5.85%
Constantine School District(PRE)	\$514,458	\$524,361	1.92%
Constantine School District(Com. Personal)	\$12,254	\$10,527	-14.09%
Constantine School District(Ind. Personal)	\$8,366	\$7,262	-13.19%
Totals	\$1,776,241	\$1,855,928	4.49%
Marcellus School District(Non-PRE)	\$35,565	\$42,249	18.79%
Marcellus School District(PRE)	\$29,780	\$31,329	5.20%
Marcellus School District(Com. Personal)	\$0	\$0	0.00%
Marcellus School District(Ind. Personal)	\$0	\$0	0.00%
Totals	\$65,345	\$73,578	12.60%
Mendon School District(Non-PRE)	\$2,177,519	\$2,245,730	3.13%
Mendon School District(PRE)	\$885,477	\$929,976	5.03%
Mendon School District(Com. Personal)	\$14,710	\$16,442	11.77%
Mendon School District(Ind. Personal)	\$1,350	\$1,232	-8.77%
Totals	\$3,079,056	\$3,193,380	3.71%
Nottawa School District(Non-PRE)	\$660,692	\$673,480	1.94%
Nottawa School District(PRE)	\$87,489	\$93,651	7.04%
Nottawa School District(Com. Personal)	\$5,502	\$5,821	5.80%
Nottawa School District(Ind. Personal)	\$0	\$0	0.00%
Totals	\$753,683	\$772,952	2.56%
Sturgis School District(Non-PRE)	\$5,489,912	\$5,874,007	7.00%
Sturgis School District(PRE)	\$2,751,485	\$2,907,438	5.67%
Sturgis School District(Com. Personal)	\$150,554	\$144,570	-3.97%
Sturgis School District(Ind. Personal)	\$60,890	\$56,722	-6.85%
Totals	\$8,452,842	\$8,982,737	6.27%

Comparison of Overall Estimated Tax Revenue

School	2024 Total Est. Tax Dollars	2025 Total Est. Tax Dollars	% Change
Three Rivers School District(Non-PRE)	\$8,057,239	\$8,402,708	4.29%
Three Rivers School District(PRE)	\$2,088,658	\$2,242,642	7.37%
Three Rivers School District(Com. Personal)	\$182,391	\$220,314	20.79%
Three Rivers School District(Ind. Personal)	\$5,684	\$6,714	18.11%
Totals	\$10,333,973	\$10,872,378	5.21%
Vicksburg School District(Non-PRE)	\$105,152	\$101,728	-3.26%
Vicksburg School District(PRE)	\$97,521	\$104,150	6.80%
Vicksburg School District(Com. Personal)	\$0	\$0	0.00%
Vicksburg School District(Ind. Personal)	\$0	\$0	0.00%
Totals	\$202,673	\$205,878	1.58%
White Pigeon School District(Non-PRE)	\$3,667,002	\$4,198,333	14.49%
White Pigeon School District(PRE)	\$519,990	\$686,914	32.10%
White Pigeon School District(Com. Personal)	\$4,714	\$5,669	20.24%
White Pigeon School District(Ind. Personal)	\$14,348	\$17,890	24.69%
Totals	\$4,206,054	\$4,908,805	16.71%

**2025 ST JOSEPH COUNTY
ANNUAL APPORTIONMENT REPORT
SPECIAL ASSESSMENT**

COUNTY DRAINS & LAKES

FELKER DRAIN							
Yr 1 of 1	AT-LARGE	DIRECT	AT-LARGE				TOTAL LEVY
	Park	Park	St. Joseph County				
LEVY	\$2,280.00	\$7,180.80	\$2,539.20				\$12,000.00

NYE DRAIN							
Yr 5 of 5	AT-LARGE	DIRECT	AT-LARGE	DIRECT	AT-LARGE	AT-LARGE	TOTAL LEVY
	Sturgis Twp	Sturgis Twp	Sturgis City	Sturgis City	St. Joseph County	MDOT	
LEVY	\$0.00	\$16,537.26	\$0.00	\$4,545.92	\$0.00	\$0.00	\$21,083.18

GARMAN FOSTER DRAIN							
Yr 1 of 1	AT-LARGE	DIRECT	AT-LARGE	DIRECT	AT-LARGE	AT-LARGE	TOTAL LEVY
	Park	Park	Mendon	Mendon	St. Joseph County	MDOT	
LEVY	\$650.00	\$1,663.60	\$1,350.00	\$3,856.40	\$2,000.00	\$480.00	\$10,000.00

WILCOX DRAIN							
Yr 2 of 2	AT-LARGE	DIRECT	AT-LARGE	DIRECT	AT-LARGE		TOTAL LEVY
	Nottawa	Nottawa	Lockport	Lockport	St. Joseph County		
LEVY	\$1,600.00	\$5,773.55	\$400.00	\$726.45	\$1,500.00		\$10,000.00

**2025 ST JOSEPH COUNTY
ANNUAL APPORTIONMENT REPORT
SPECIAL ASSESSMENT**

COUNTY DRAINS & LAKES

LAIRD TOMPKINS & DOAN DRAIN						
Yr 1 of 1	AT-LARGE	DIRECT				TOTAL LEVY
	Mendon	Mendon				
LEVY	\$600.00	\$5,400.00				\$6,000.00

LEONIDAS, MENDON, LITTLE PORTAGE DRAIN						
Yr 1 of 1	AT-LARGE	DIRECT	AT-LARGE	DIRECT		TOTAL LEVY
	Mendon	Mendon	Leonidas	Leonidas		
LEVY	\$400.00	\$2,760.00	\$320.00	\$520.00		\$4,000.00

MARL LAKE DRAIN						
Yr 1 of 1	AT-LARGE	DIRECT				TOTAL LEVY
	White Pigon	White Pigeon				
LEVY	\$180.00	\$1,020.00				\$1,200.00

SWEET LAKE DRAIN						
Yr 1 of 1	AT-LARGE	DIRECT	AT-LARGE	DIRECT	AT-LARGE	TOTAL LEVY
	Burr Oak	Burr Oak	Fawn River	Fawn River	St. Joseph County	
LEVY	\$40.00	\$123.54	\$100.00	\$636.46	\$100.00	\$1,000.00

COREY LAKE INTERCOUNTY DRAIN						
Yr 1 of 4	AT-LARGE	DIRECT	AT-LARGE	AT-LARGE		TOTAL LEVY
	Fabius	Fabius	St. Joseph County	MDOT		
LEVY	\$28,290.00	\$117,097.08	\$16,860.84	\$0.00		\$162,247.92

The above assessments have been duly filed with the St Joseph County Clerk's office on September 24, of 2025 by the duly appointed and elected official governmental units responsible.

RESOLUTION _____

ST. JOSEPH COUNTY, MICHIGAN


WHEREAS, MCL 211.37 as amended, requires the County Board of Commissioners at their October session, to apportion the amount of property taxes to be raised by the various taxing jurisdictions; and

WHEREAS, the Board of Commissioners approved the tax spread containing the summary of requests for millages to be levied via resolution No. 12-2025 on October 21, 2025; and

WHEREAS, an amendment to the tax spread is required which reflects a voted Operating Millage increase for Constantine Public Schools from 16.7441 amended to 18.0000; and

WHEREAS, MCL 207.12, as amended, requires the Director of the County Tax Equalization Department to make and submit to the Department of Treasury, State Tax Commission, a detailed report of such actions by the County Board on a form prescribed by the Commission.

NOW, THEREFORE, BE IT HEREBY RESOLVED that the St. Joseph County Board of Commissioners approves the attached amended summary of millage requests by the various taxing jurisdictions and further authorizes the Director of the St. Joseph County Tax Equalization Department to make, sign, and submit such forms as are required by law to the appropriate departments.



COUNTY ADMINISTRATOR

Telephone: (269) 467-5617

125 Main St.
P.O. Box 277
Centreville, MI 49032-0277

BOARD AGENDA REQUEST FORM

PROPOSED FOR BOARD MEETING OF: 11/18/2025

DEPARTMENT: Administration

PREPARED BY: Angie Steinman

SUBJECT: Year End Budget Amendments

SPECIFIC ACTION REQUESTED:

Due to the timing of our fiscal year end and the fact that invoices will continue to come in after December 31st, there will be several year-end entries that need to be posted that affect budgets. Continued work with each department is necessary to ensure we do not exceed the budget in any department or fund in preparation for our annual audit. The following motion is required to ensure State compliance:

“The Board grants authorization to the Finance Director, after review by the County Administrator, to make any budget amendments necessary after the date of this board meeting to ensure that the County’s budget is in compliance with State requirements”

(a report will be provided with a listing of any necessary year-end budget amendments)

FUNDING SOURCE IF REQUIRED (Federal, State, or Local):

N/A

PERSONNEL IF REQUIRED:

(indicate if elimination or creation and list FTE; job title; grade; full-time salary range; account number)

N/A

NEW OR RENEWAL:

PROCUREMENT INFORMATION:

N/A (indicate if the contract was bid out, if not, state reason(s) why; indicate last time contract was bid out; indicate if awarded bidder was the lowest bidder, if not, indicate why)

CONTACT PERSON:

Angie Steinman

RECOMMENDATION:

Motion to authorize the Finance Director to make any budget amendments necessary after the date of this board meeting to ensure that the County’s budget is in compliance with State requirements.

ST. JOSEPH COUNTY
2026 & 2027 GENERAL APPROPRIATIONS ACT
RESOLUTION NO. -2025

WHEREAS, Public Act 621 of 1978 otherwise known as the Uniform Budgeting and Accounting Act provides a system of unified procedures for the preparation and execution of budgets for units of local government; and

WHEREAS, the County Administrator/Controller has provided the recommended 2026 & 2027 budget, as well as supporting documentation as required by Public Act 621; and

WHEREAS, it is the intent of the Board of Commissioners to provide for the solvency of County Fiscal Operations by adopting a General Appropriations Act as required by law; and

WHEREAS, it is the intent of the Board of Commissioners to articulate policy relative to monitoring, maintenance accounting and implementation of the General Appropriations Act as required by law; and

WHEREAS, it is the intent of the Board of Commissioners to continue its allocation for substance abuse services of 50% of the convention facility/liquor tax revenue; and

WHEREAS, the 2026 & 2027 Budget are based on the intent of the Board of Commissioners to levy property tax millages as follows: County Operating 4.4863, 9-1-1 .9864, Commission on Aging .7450, Transportation .3274, County Roads .9934 and Park & Recreation .2472; and

WHEREAS, the 2026 & 2027 Budget has been apportioned to the various County departments in the categories of Total Personnel Services, Total Operating Expenditures, and Total Capital Expenditures; and

WHEREAS, the following County Budget Policy shall apply to the management of these categories:

Total Personnel Services (Wages and Fringe Benefits): Budgeted expenditures are predetermined by the Board of Commissioners. Permission of the Board of Commissioners is required for transfers to, from, or between line items within this category.

Total Operating Expenditures: Permission of the Board of Commissioners is required for transfers to or from line items within this category if the transfer is to or from a different category. Budgeted expenditures and transfers between line items within this category are at the discretion of management in accordance with the County Purchasing Policy. Commissioners have determined a list of approved dues that will be paid for 2026. Only those dues approved shall be paid from County funds.

ST. JOSEPH COUNTY, MICHIGAN

RESOLUTION _____

WHEREAS, the funding received to support the operation of St. Joseph County Parks is not adequate to maintain or expand St. Joseph County parks Facilities; and

WHEREAS, research has shown the positive impacts that parks and recreation can have on the physical, mental, and social health of individuals and their communities. Public parks provide a place for physical activity that helps to control obesity, boost the immune system, diminish the risk of disease and increase life expectancy not diminishing the social bonds that are improved when families recreate together; and

WHEREAS, St. Joseph County Parks are a public amenity involving little or no cost at which every county resident can enjoy the benefit of living in Michigan's Great Southwest; and

WHEREAS, under Public Act 90 the St. Joseph County Board of Commissioners may raise the funds for the improvement, maintenance or acquisition of public parks through an ad valorem property tax levy on property; and

WHEREAS, a millage of 0.2472 mills for a period of four years would provide funding for the improvements, maintenance, and acquisition of St. Joseph County public parks.

NOW, THEREFORE, BE IT HEREBY RESOLVED that the St. Joseph County Board of Commissioners approves the St. Joseph County Parks Millage to be assessed upon all property within the County of St. Joseph, in the amount of 0.2472 mills (\$0.2472 per \$1,000 of taxable value) for a period of four (4) years (2026-2029). It is estimated that the revenue generated by this levy will be \$693,938 in the first year of the levy.



COUNTY ADMINISTRATOR

Telephone: (269) 467-5617

125 Main St.
P.O. Box 277
Centreville, MI 49032-0277

BOARD AGENDA REQUEST FORM

PROPOSED FOR BOARD MEETING OF: 11/11/2025

DEPARTMENT: Sheriff's Office

PREPARED BY: Sheriff Chad Spence

SUBJECT: Change phone, tablet, and visitation services in the jail

SPECIFIC ACTION REQUESTED:

Approve contract with ViaPath Technologies to provide phone, tablet, visitation services in the jail.

DESCRIPTION OF ACTION/BACKGROUND (dollar amount, purpose):

The Sheriff's Office currently contracts phone and tablet services through Securus Technologies, which expires March 9, 2025. For logistical, support, and safety issues, the Sheriff's Office plans to change from Securus Technologies to ViaPath Technologies to provide the phone and tablet services, with an estimated go live date of January 1st 2026.

FUNDING DETAILS (Funding Source, Budget Amount, GL #, etc.):

There is contractual cost for services through ViaPath Technologies.



COUNTY ADMINISTRATOR

Telephone: (269) 467-5617

125 Main St.
P.O. Box 277
Centreville, MI 49032-0277

BOARD AGENDA REQUEST FORM

PROPOSED FOR BOARD MEETING OF: November 18, 2025

DEPARTMENT: Administration

PREPARED BY: Erin Goff

SUBJECT: Animal Control Spay/Neuter Grant

SPECIFIC ACTION REQUESTED:

Review and approve a \$10,000 grant to support pre-adoption spay/neuter initiatives at Animal Control, with a grant period of 11/13/2025-6/1/2026.

DESCRIPTION OF ACTION/BACKGROUND (dollar amount, purpose):

This is an ongoing initiative. The County has worked with this Anonymous Foundation/Donor in the past for this same purpose, and the most recent grant period ended 9/30/2025.

FUNDING DETAILS (Funding Source, Budget Amount, GL #, etc.):