

**2014**  
**St Joseph County**  
**Apportionment Report**



Constantine Township  
Bridge on Haybridge Road

***Prepared By:***  
***St Joseph County Equalization Dept.***



St Joseph County

---

---

# *Land Resource Centre*

(269) 467-5576

Fax (269) 467-5672

*Public Works    Intergovernmental Services*  
*Equalization    Geographic Information Systems    Rural Address Identification*

DATE:            October 13, 2014  
TO:                St Joseph County Board of Commissioners  
FROM:            Anthony Meyaard, Equalization Director  
RE:                2014 Annual Apportionment Report

To Whom It May Concern,

Pursuant to requirements set forth by the State of Michigan, the Equalization Department of St Joseph County has prepared the attached Apportionment Report for your review and analysis. This report is a compilation of all millage rates levied within St Joseph County by various agents and authorities. Upon your review, you will find that the taxable valuations used are based on the ad valorem values that were approved by the Commissioners in April, and thus do not account for any adjustments made by the July Board of Review, Michigan Tax Tribunal or State Tax Commission.

The statutory responsibilities of the Count Board of Commissioners in this matter are listed below:

THE GENERAL PROPERTY TAX ACT (EXCERPT)


Act 206 of 1893

Sec. 37.

The county board of commissioners, either at a session held not later than October 31 in each year or at a special meeting held for a local tax collecting unit that approves under section 44a(2) the accelerated collection in a summer property tax levy of a millage that had been previously billed and collected as in a preceding tax year as part of the winter property tax levy, shall ascertain and determine the amount of money to be raised for county purposes, and shall apportion the amount and also the amount of the state tax and indebtedness of the county to the state among the several townships in the county in proportion to the valuation of the taxable real and personal property as determined by the board, or as determined by the state tax commission upon appeal in the manner provided by law for that year, which determination and apportionment shall be entered at large on county records. The board, at a session held not later than October 31 in each year, shall also examine all certificates, statements, papers, and records submitted to it, showing the money to be raised in the several townships for school, highway, drain, township, and other purposes. It shall hear and consider all objections made to raising that money by any taxpayer affected. If it appears to the board that any certificate, statement, paper, or record is not properly certified or is in any way defective, or that any proceeding to authorize the raising of the money has not been had or is in any way imperfect, the board shall verify the same, and if the certificate, statement, paper, record, or proceeding can then be corrected, supplied, or had, the board shall authorize and require the defects or omissions of proceedings to be corrected, supplied, or had. The board may refer any or all the certificates, statements, papers, records, and proceedings to the prosecuting attorney, who shall investigate and without delay report in writing his or her opinion to the board. The board shall direct that the money proposed to be raised for township, school, highway, drain, and all other purposes authorized by law

shall be spread upon the assessment roll of the proper townships, wards, and cities. This action and direction shall be entered in full upon the records of the proceedings of the board and shall be final as to the levy and assessment of all the taxes, except if there is a change made in the equalization of any county by the state tax commission upon appeal in the manner provided by law. The direction for spread of taxes shall be expressed in terms of millages to be spread against the taxable values of properties and shall not direct the raising of any specific amount of money. This section does not apply when section 36(2) applies and shall not prevent the township clerk from providing a certification to the county clerk pursuant to section 36(1). If a certification is provided pursuant to section 36(1), the county board of commissioners shall meet and direct or amend its direction for the spread of millages by local units in the county pursuant to the certification.

Respectfully submitted,

A handwritten signature in black ink, appearing to read "Anthony Meyaard", written in a cursive style.

Anthony Meyaard, Director  
St Joseph County Equalization

# St Joseph County 2013 Apportionment Report


## *Table of Contents*

Statement Showing Mills Apportioned by the County Board of Commissioners of the County of St Joseph for the year 2013	Pages... 1-5
Statement of Taxable Values for Various taxing authorities	Pages... 6-8
Ad valorem taxes levied within each government unit	
Burr Oak Township (includes village)	Page.... 9
Colon Township (includes village)	Page.... 11
Constantine Township (includes village)	Page.... 13
Fabius Township	Page.... 15
Fawn River Township	Page.... 16
Florence Township	Page.... 17
Flowerfield Township	Page.... 19
Leonidas Township	Page.... 20
Lockport Township (includes village)	Page.... 22
Mendon Township (includes village)	Page.... 24
Mottville Township	Page.... 26
Nottawa Township (includes village)	Page.... 27
Park Township	Page.... 29
Sherman Township	Page.... 31
Sturgis Township	Page.... 33
White Pigeon Township (includes village)	Page.... 34
Three Rivers City	Page.... 35
Sturgis City	Page.... 36
Compilation of Overall Estimated Tax Revenue	Page... 37
Comparison of Overall Estimated Tax Revenue	Page... 39
County Drain Special Assessments	Page.... 42

**Certification Statement**


*I hereby certify that this Statement Showing Mills Apportioned by the County Board of Commissioners and submitted to the State Tax Commission is a true statement of all ad valorem millages apportioned by the County Board of Commissioners of the*

County of St. Joseph for the year 2014



Signature of County Equalization Director

**NOTARIZATION**



Notary Public

St. Joseph

County, Michigan

JOAN L. SKINNER  
Notary Public, St. Joseph Co., MI  
My Commission Expires May 4, 2018

STATE OF MICHIGAN

County of St. Joseph } SS

Subscribed before me this 13th

Day of October year 2014

My commission expires May 4, 2018

## 2014 St. Joseph County Millage Rates

Government Unit School District & Taxable Status	Total Gov't Unit	Total DDA	Total Sturgis Library	Total County	Total School	I.S.D Name	Total I.S.D.	Total S.E.T.	Total Comm. College	Total Millage Rate	Summer Levy	Winter Levy
<b>Burr Oak Twp</b>												
Bronson School District [Non-PRE]	0.9144	0.0000	0.0000	7.1282	19.7264	Branch	8.2061	6.0000	*	41.9751	10.5482	31.4269
Bronson School District [PRE]	0.9144	0.0000	0.0000	7.1282	2.0000	Branch	8.2061	6.0000	*	24.2487	10.5482	13.7005
Bronson School District [Com. Personal]	0.9144	0.0000	0.0000	7.1282	7.7264	Branch	8.2061	6.0000	*	29.9751	10.5482	19.4269
Bronson School District [Ind. Personal]	0.9144	0.0000	0.0000	7.1282	2.0000	Branch	8.2061	0.0000	*	18.2487	4.5482	13.7005
Burr Oak School District [Non-PRE]	0.9144	0.0000	0.0000	7.1282	18.0000	St. Joseph	2.9783	6.0000	2.7249	37.7458	10.5482	27.1976
Burr Oak School District [PRE]	0.9144	0.0000	0.0000	7.1282	0.0000	St. Joseph	2.9783	6.0000	2.7249	19.7458	10.5482	9.1976
Burr Oak School District [Com. Personal]	0.9144	0.0000	0.0000	7.1282	6.0000	St. Joseph	2.9783	6.0000	2.7249	25.7458	10.5482	15.1976
Burr Oak School District [Ind. Personal]	0.9144	0.0000	0.0000	7.1282	0.0000	St. Joseph	2.9783	0.0000	2.7249	13.7458	4.5482	9.1976
Colon School District [Non-PRE]	0.9144	0.0000	0.0000	7.1282	23.6000	St. Joseph	2.9783	6.0000	2.7249	43.3458	10.5482	32.7976
Colon School District [PRE]	0.9144	0.0000	0.0000	7.1282	5.6000	St. Joseph	2.9783	6.0000	2.7249	25.3458	10.5482	14.7976
Colon School District [Com. Personal]	0.9144	0.0000	0.0000	7.1282	11.6000	St. Joseph	2.9783	6.0000	2.7249	31.3458	10.5482	20.7976
Colon School District [Ind. Personal]	0.9144	0.0000	0.0000	7.1282	5.6000	St. Joseph	2.9783	0.0000	2.7249	19.3458	4.5482	14.7976
Nottawa School District [Non-PRE]	0.9144	0.0000	0.0000	7.1282	18.0000	St. Joseph	2.9783	6.0000	2.7249	37.7458	10.5482	27.1976
Nottawa School District [PRE]	0.9144	0.0000	0.0000	7.1282	0.0000	St. Joseph	2.9783	6.0000	2.7249	19.7458	10.5482	9.1976
Nottawa School District [Com. Personal]	0.9144	0.0000	0.0000	7.1282	6.0000	St. Joseph	2.9783	6.0000	2.7249	25.7458	10.5482	15.1976
Nottawa School District [Ind. Personal]	0.9144	0.0000	0.0000	7.1282	0.0000	St. Joseph	2.9783	0.0000	2.7249	13.7458	4.5482	9.1976
Sturgis School District [Non-PRE]	0.9144	0.0000	0.0000	7.1282	25.9801	St. Joseph	2.9783	6.0000	2.7249	45.7259	10.5482	35.1777
Sturgis School District [PRE]	0.9144	0.0000	0.0000	7.1282	8.3500	St. Joseph	2.9783	6.0000	2.7249	28.0958	10.5482	17.5476
Sturgis School District [Com. Personal]	0.9144	0.0000	0.0000	7.1282	13.9801	St. Joseph	2.9783	6.0000	2.7249	33.7259	10.5482	23.1777
Sturgis School District [Ind. Personal]	0.9144	0.0000	0.0000	7.1282	8.3500	St. Joseph	2.9783	0.0000	2.7249	22.0958	4.5482	17.5476
<b>Colon Twp</b>												
Burr Oak School District [Non-PRE]	4.1855	0.0000	0.0000	7.1282	18.0000	St. Joseph	2.9783	6.0000	2.7249	41.0169	10.5482	30.4687
Burr Oak School District [PRE]	4.1855	0.0000	0.0000	7.1282	0.0000	St. Joseph	2.9783	6.0000	2.7249	23.0169	10.5482	12.4687
Burr Oak School District [Com. Personal]	4.1855	0.0000	0.0000	7.1282	6.0000	St. Joseph	2.9783	6.0000	2.7249	29.0169	10.5482	18.4687
Burr Oak School District [Ind. Personal]	4.1855	0.0000	0.0000	7.1282	0.0000	St. Joseph	2.9783	0.0000	2.7249	17.0169	4.5482	12.4687
Colon School District [Non-PRE]	4.1855	0.0000	0.0000	7.1282	23.6000	St. Joseph	2.9783	6.0000	2.7249	46.6169	10.5482	36.0687
Colon School District [PRE]	4.1855	0.0000	0.0000	7.1282	5.6000	St. Joseph	2.9783	6.0000	2.7249	28.6169	10.5482	18.0687
Colon School District [Com. Personal]	4.1855	0.0000	0.0000	7.1282	11.6000	St. Joseph	2.9783	6.0000	2.7249	34.6169	10.5482	24.0687
Colon School District [Ind. Personal]	4.1855	0.0000	0.0000	7.1282	5.6000	St. Joseph	2.9783	0.0000	2.7249	22.6169	4.5482	18.0687
Mendon School District [Non-PRE]	4.1855	0.0000	0.0000	7.1282	26.0000	St. Joseph	2.9783	6.0000	2.7249	49.0169	10.5482	38.4687
Mendon School District [PRE]	4.1855	0.0000	0.0000	7.1282	8.0000	St. Joseph	2.9783	6.0000	2.7249	31.0169	10.5482	20.4687
Mendon School District [Com. Personal]	4.1855	0.0000	0.0000	7.1282	14.0000	St. Joseph	2.9783	6.0000	2.7249	37.0169	10.5482	26.4687
Mendon School District [Ind. Personal]	4.1855	0.0000	0.0000	7.1282	8.0000	St. Joseph	2.9783	0.0000	2.7249	25.0169	4.5482	20.4687
Nottawa School District [Non-PRE]	4.1855	0.0000	0.0000	7.1282	18.0000	St. Joseph	2.9783	6.0000	2.7249	41.0169	10.5482	30.4687
Nottawa School District [PRE]	4.1855	0.0000	0.0000	7.1282	0.0000	St. Joseph	2.9783	6.0000	2.7249	23.0169	10.5482	12.4687
Nottawa School District [Com. Personal]	4.1855	0.0000	0.0000	7.1282	6.0000	St. Joseph	2.9783	6.0000	2.7249	29.0169	10.5482	18.4687
Nottawa School District [Ind. Personal]	4.1855	0.0000	0.0000	7.1282	0.0000	St. Joseph	2.9783	0.0000	2.7249	17.0169	4.5482	12.4687
<b>Constantine Twp</b>												
Constantine School District [Non-PRE]	1.4452	0.0000	0.0000	7.1282	24.8000	St. Joseph	2.9783	6.0000	2.7249	45.0766	10.5482	34.5284
Constantine School District [PRE]	1.4452	0.0000	0.0000	7.1282	6.8000	St. Joseph	2.9783	6.0000	2.7249	27.0766	10.5482	16.5284
Constantine School District [Com. Personal]	1.4452	0.0000	0.0000	7.1282	12.8000	St. Joseph	2.9783	6.0000	2.7249	33.0766	10.5482	22.5284
Constantine School District [Ind. Personal]	1.4452	0.0000	0.0000	7.1282	6.8000	St. Joseph	2.9783	0.0000	2.7249	21.0766	4.5482	16.5284
Three Rivers School District [Non-PRE]	1.4452	0.0000	0.0000	7.1282	23.5600	St. Joseph	2.9783	6.0000	2.7249	43.8366	10.5482	33.2884
Three Rivers School District [PRE]	1.4452	0.0000	0.0000	7.1282	5.5600	St. Joseph	2.9783	6.0000	2.7249	25.8366	10.5482	15.2884
Three Rivers School District [Com. Personal]	1.4452	0.0000	0.0000	7.1282	11.5600	St. Joseph	2.9783	6.0000	2.7249	31.8366	10.5482	21.2884
Three Rivers School District [Ind. Personal]	1.4452	0.0000	0.0000	7.1282	5.5600	St. Joseph	2.9783	0.0000	2.7249	19.8366	4.5482	15.2884
White Pigeon School District [Non-PRE]	1.4452	0.0000	0.0000	7.1282	22.0000	St. Joseph	2.9783	6.0000	2.7249	42.2766	10.5482	31.7284
White Pigeon School District [PRE]	1.4452	0.0000	0.0000	7.1282	4.0000	St. Joseph	2.9783	6.0000	2.7249	24.2766	10.5482	13.7284
White Pigeon School District [Com. Personal]	1.4452	0.0000	0.0000	7.1282	10.0000	St. Joseph	2.9783	6.0000	2.7249	30.2766	10.5482	19.7284
White Pigeon School District [Ind. Personal]	1.4452	0.0000	0.0000	7.1282	4.0000	St. Joseph	2.9783	0.0000	2.7249	18.2766	4.5482	13.7284

## 2014 St. Joseph County Millage Rates

Government Unit School District & Taxable Status	Total Gov't Unit	Total DDA	Total Sturgis Library	Total County	Total School	I.S.D Name	Total I.S.D.	Total S.E.T.	Total Comm. College	Total Millage Rate	Summer Levy	Winter Levy
<b>Fabius Twp</b>												
Constantine School District [Non-PRE]	0.0000	0.0000	0.0000	7.1282	24.8000	St. Joseph	2.9783	6.0000	2.7249	43.6314	10.5482	33.0832
Constantine School District [PRE]	0.0000	0.0000	0.0000	7.1282	6.8000	St. Joseph	2.9783	6.0000	2.7249	25.6314	10.5482	15.0832
Constantine School District [Com. Personal]	0.0000	0.0000	0.0000	7.1282	12.8000	St. Joseph	2.9783	6.0000	2.7249	31.6314	10.5482	21.0832
Constantine School District [Ind. Personal]	0.0000	0.0000	0.0000	7.1282	6.8000	St. Joseph	2.9783	0.0000	2.7249	19.6314	4.5482	15.0832
Three Rivers School District [Non-PRE]	0.0000	0.0000	0.0000	7.1282	23.5600	St. Joseph	2.9783	6.0000	2.7249	42.3914	10.5482	31.8432
Three Rivers School District [PRE]	0.0000	0.0000	0.0000	7.1282	5.5600	St. Joseph	2.9783	6.0000	2.7249	24.3914	10.5482	13.8432
Three Rivers School District [Com. Personal]	0.0000	0.0000	0.0000	7.1282	11.5600	St. Joseph	2.9783	6.0000	2.7249	30.3914	10.5482	19.8432
Three Rivers School District [Ind. Personal]	0.0000	0.0000	0.0000	7.1282	5.5600	St. Joseph	2.9783	0.0000	2.7249	18.3914	4.5482	13.8432
<b>Fawn River Twp</b>												
Sturgis School District [Non-PRE]	0.0000	0.0000	1.1000	7.1282	25.9801	St. Joseph	2.9783	6.0000	2.7249	44.8115	10.5482	34.2633
Sturgis School District [PRE]	0.0000	0.0000	1.1000	7.1282	8.3500	St. Joseph	2.9783	6.0000	2.7249	27.1814	10.5482	16.6332
Sturgis School District [Com. Personal]	0.0000	0.0000	1.1000	7.1282	13.9801	St. Joseph	2.9783	6.0000	2.7249	32.8115	10.5482	22.2633
Sturgis School District [Ind. Personal]	0.0000	0.0000	1.1000	7.1282	8.3500	St. Joseph	2.9783	0.0000	2.7249	21.1814	4.5482	16.6332
<b>Florence Twp</b>												
Centreville School District [Non-PRE]	0.9164	0.0000	0.0000	7.1282	24.6400	St. Joseph	2.9783	6.0000	2.7249	44.3878	10.5482	33.8396
Centreville School District [PRE]	0.9164	0.0000	0.0000	7.1282	6.6400	St. Joseph	2.9783	6.0000	2.7249	26.3878	10.5482	15.8396
Centreville School District [Com. Personal]	0.9164	0.0000	0.0000	7.1282	12.6400	St. Joseph	2.9783	6.0000	2.7249	32.3878	10.5482	21.8396
Centreville School District [Ind. Personal]	0.9164	0.0000	0.0000	7.1282	6.6400	St. Joseph	2.9783	0.0000	2.7249	20.3878	4.5482	15.8396
Constantine School District [Non-PRE]	0.9164	0.0000	0.0000	7.1282	24.8000	St. Joseph	2.9783	6.0000	2.7249	44.5478	10.5482	33.9996
Constantine School District [PRE]	0.9164	0.0000	0.0000	7.1282	6.8000	St. Joseph	2.9783	6.0000	2.7249	26.5478	10.5482	15.9996
Constantine School District [Com. Personal]	0.9164	0.0000	0.0000	7.1282	12.8000	St. Joseph	2.9783	6.0000	2.7249	32.5478	10.5482	21.9996
Constantine School District [Ind. Personal]	0.9164	0.0000	0.0000	7.1282	6.8000	St. Joseph	2.9783	0.0000	2.7249	20.5478	4.5482	15.9996
Three Rivers School District [Non-PRE]	0.9164	0.0000	0.0000	7.1282	23.5600	St. Joseph	2.9783	6.0000	2.7249	43.3078	10.5482	32.7596
Three Rivers School District [PRE]	0.9164	0.0000	0.0000	7.1282	5.5600	St. Joseph	2.9783	6.0000	2.7249	25.3078	10.5482	14.7596
Three Rivers School District [Com. Personal]	0.9164	0.0000	0.0000	7.1282	11.5600	St. Joseph	2.9783	6.0000	2.7249	31.3078	10.5482	20.7596
Three Rivers School District [Ind. Personal]	0.9164	0.0000	0.0000	7.1282	5.5600	St. Joseph	2.9783	0.0000	2.7249	19.3078	4.5482	14.7596
White Pigeon School District [Non-PRE]	0.9164	0.0000	0.0000	7.1282	22.0000	St. Joseph	2.9783	6.0000	2.7249	41.7478	10.5482	31.1996
White Pigeon School District [PRE]	0.9164	0.0000	0.0000	7.1282	4.0000	St. Joseph	2.9783	6.0000	2.7249	23.7478	10.5482	13.1996
White Pigeon School District [Com. Personal]	0.9164	0.0000	0.0000	7.1282	10.0000	St. Joseph	2.9783	6.0000	2.7249	29.7478	10.5482	19.1996
White Pigeon School District [Ind. Personal]	0.9164	0.0000	0.0000	7.1282	4.0000	St. Joseph	2.9783	0.0000	2.7249	17.7478	4.5482	13.1996
<b>Flowerfield Twp</b>												
Marcellus School District [Non-PRE]	0.8886	0.0000	0.0000	7.1282	26.7500	Lewis Cass	2.2317	6.0000	2.7249	45.7234	10.5482	35.1752
Marcellus School District [PRE]	0.8886	0.0000	0.0000	7.1282	8.7500	Lewis Cass	2.2317	6.0000	2.7249	27.7234	10.5482	17.1752
Marcellus School District [Com. Personal]	0.8886	0.0000	0.0000	7.1282	14.7500	Lewis Cass	2.2317	6.0000	2.7249	33.7234	10.5482	23.1752
Marcellus School District [Ind. Personal]	0.8886	0.0000	0.0000	7.1282	8.7500	Lewis Cass	2.2317	0.0000	2.7249	21.7234	4.5482	17.1752
Three Rivers School District [Non-PRE]	0.8886	0.0000	0.0000	7.1282	23.5600	St. Joseph	2.9783	6.0000	2.7249	43.2800	10.5482	32.7318
Three Rivers School District [PRE]	0.8886	0.0000	0.0000	7.1282	5.5600	St. Joseph	2.9783	6.0000	2.7249	25.2800	10.5482	14.7318
Three Rivers School District [Com. Personal]	0.8886	0.0000	0.0000	7.1282	11.5600	St. Joseph	2.9783	6.0000	2.7249	31.2800	10.5482	20.7318
Three Rivers School District [Ind. Personal]	0.8886	0.0000	0.0000	7.1282	5.5600	St. Joseph	2.9783	0.0000	2.7249	19.2800	4.5482	14.7318

## 2014 St. Joseph County Millage Rates

Government Unit School District & Taxable Status	Total Gov't Unit	Total DDA	Total Sturgis Library	Total County	Total School	I.S.D Name	Total I.S.D.	Total S.E.T.	Total Comm. College	Total Millage Rate	Summer Levy	Winter Levy
<b>Leonidas Twp</b>												
Athens School District [Non-PRE]	2.5814	0.0000	0.0000	7.1282	22.3600	Calhoun	6.2057	6.0000	3.6136	47.8889	12.3550	35.5339
Athens School District [PRE]	2.5814	0.0000	0.0000	7.1282	4.3600	Calhoun	6.2057	6.0000	3.6136	29.8889	12.3550	17.5339
Athens School District [Com. Personal]	2.5814	0.0000	0.0000	7.1282	10.3600	Calhoun	6.2057	6.0000	3.6136	35.8889	12.3550	23.5339
Athens School District [Ind. Personal]	2.5814	0.0000	0.0000	7.1282	4.3600	Calhoun	6.2057	0.0000	3.6136	23.8889	6.3550	17.5339
Colon School District [Non-PRE]	2.5814	0.0000	0.0000	7.1282	23.6000	St. Joseph	2.9783	6.0000	2.7249	45.0128	10.5482	34.4646
Colon School District [PRE]	2.5814	0.0000	0.0000	7.1282	5.6000	St. Joseph	2.9783	6.0000	2.7249	27.0128	10.5482	16.4646
Colon School District [Com. Personal]	2.5814	0.0000	0.0000	7.1282	11.6000	St. Joseph	2.9783	6.0000	2.7249	33.0128	10.5482	22.4646
Colon School District [Ind. Personal]	2.5814	0.0000	0.0000	7.1282	5.6000	St. Joseph	2.9783	0.0000	2.7249	21.0128	4.5482	16.4646
Mendon School District [Non-PRE]	2.5814	0.0000	0.0000	7.1282	26.0000	St. Joseph	2.9783	6.0000	2.7249	47.4128	10.5482	36.8646
Mendon School District [PRE]	2.5814	0.0000	0.0000	7.1282	8.0000	St. Joseph	2.9783	6.0000	2.7249	29.4128	10.5482	18.8646
Mendon School District [Com. Personal]	2.5814	0.0000	0.0000	7.1282	14.0000	St. Joseph	2.9783	6.0000	2.7249	35.4128	10.5482	24.8646
Mendon School District [Ind. Personal]	2.5814	0.0000	0.0000	7.1282	8.0000	St. Joseph	2.9783	0.0000	2.7249	23.4128	4.5482	18.8646
Vicksburg School District [Non-PRE]	2.5814	0.0000	0.0000	7.1282	24.8500	K-Resa	4.8916	6.0000	2.8135	48.2647	10.5482	37.7165
Vicksburg School District [PRE]	2.5814	0.0000	0.0000	7.1282	6.8500	K-Resa	4.8916	6.0000	2.8135	30.2647	10.5482	19.7165
Vicksburg School District [Com. Personal]	2.5814	0.0000	0.0000	7.1282	12.8500	K-Resa	4.8916	6.0000	2.8135	36.2647	10.5482	25.7165
Vicksburg School District [Ind. Personal]	2.5814	0.0000	0.0000	7.1282	6.8500	K-Resa	4.8916	0.0000	2.8135	24.2647	4.5482	19.7165
<b>Lockport Twp</b>												
Centreville School District [Non-PRE]	1.4894	0.0000	0.0000	7.1282	24.6400	St. Joseph	2.9783	6.0000	2.7249	44.9608	10.5482	34.4126
Centreville School District [PRE]	1.4894	0.0000	0.0000	7.1282	6.6400	St. Joseph	2.9783	6.0000	2.7249	26.9608	10.5482	16.4126
Centreville School District [Com. Personal]	1.4894	0.0000	0.0000	7.1282	12.6400	St. Joseph	2.9783	6.0000	2.7249	32.9608	10.5482	22.4126
Centreville School District [Ind. Personal]	1.4894	0.0000	0.0000	7.1282	6.6400	St. Joseph	2.9783	0.0000	2.7249	20.9608	4.5482	16.4126
Mendon School District [Non-PRE]	1.4894	0.0000	0.0000	7.1282	26.0000	St. Joseph	2.9783	6.0000	2.7249	46.3208	10.5482	35.7726
Mendon School District [PRE]	1.4894	0.0000	0.0000	7.1282	8.0000	St. Joseph	2.9783	6.0000	2.7249	28.3208	10.5482	17.7726
Mendon School District [Com. Personal]	1.4894	0.0000	0.0000	7.1282	14.0000	St. Joseph	2.9783	6.0000	2.7249	34.3208	10.5482	23.7726
Mendon School District [Ind. Personal]	1.4894	0.0000	0.0000	7.1282	8.0000	St. Joseph	2.9783	0.0000	2.7249	22.3208	4.5482	17.7726
Three Rivers School District [Non-PRE]	1.4894	0.0000	0.0000	7.1282	23.5600	St. Joseph	2.9783	6.0000	2.7249	43.8808	10.5482	33.3326
Three Rivers School District [PRE]	1.4894	0.0000	0.0000	7.1282	5.5600	St. Joseph	2.9783	6.0000	2.7249	25.8808	10.5482	15.3326
Three Rivers School District [Com. Personal]	1.4894	0.0000	0.0000	7.1282	11.5600	St. Joseph	2.9783	6.0000	2.7249	31.8808	10.5482	21.3326
Three Rivers School District [Ind. Personal]	1.4894	0.0000	0.0000	7.1282	5.5600	St. Joseph	2.9783	0.0000	2.7249	19.8808	4.5482	15.3326
<b>Mendon Twp</b>												
Mendon School District [Non-PRE]	3.5624	0.0000	0.0000	7.1282	26.0000	St. Joseph	2.9783	6.0000	2.7249	48.3938	10.5482	37.8456
Mendon School District [PRE]	3.5624	0.0000	0.0000	7.1282	8.0000	St. Joseph	2.9783	6.0000	2.7249	30.3938	10.5482	19.8456
Mendon School District [Com. Personal]	3.5624	0.0000	0.0000	7.1282	14.0000	St. Joseph	2.9783	6.0000	2.7249	36.3938	10.5482	25.8456
Mendon School District [Ind. Personal]	3.5624	0.0000	0.0000	7.1282	8.0000	St. Joseph	2.9783	0.0000	2.7249	24.3938	4.5482	19.8456
Vicksburg School District [Non-PRE]	3.5624	0.0000	0.0000	7.1282	24.8500	K-Resa	4.8916	6.0000	2.8135	49.2457	10.5482	38.6975
Vicksburg School District [PRE]	3.5624	0.0000	0.0000	7.1282	6.8500	K-Resa	4.8916	6.0000	2.8135	31.2457	10.5482	20.6975
Vicksburg School District [Com. Personal]	3.5624	0.0000	0.0000	7.1282	12.8500	K-Resa	4.8916	6.0000	2.8135	37.2457	10.5482	26.6975
Vicksburg School District [Ind. Personal]	3.5624	0.0000	0.0000	7.1282	6.8500	K-Resa	4.8916	0.0000	2.8135	25.2457	4.5482	20.6975
<b>Mottville Twp</b>												
Constantine School District [Non-PRE]	0.9401	0.0000	0.0000	7.1282	24.8000	St. Joseph	2.9783	6.0000	2.7249	44.5715	10.5482	34.0233
Constantine School District [PRE]	0.9401	0.0000	0.0000	7.1282	6.8000	St. Joseph	2.9783	6.0000	2.7249	26.5715	10.5482	16.0233
Constantine School District [Com. Personal]	0.9401	0.0000	0.0000	7.1282	12.8000	St. Joseph	2.9783	6.0000	2.7249	32.5715	10.5482	22.0233
Constantine School District [Ind. Personal]	0.9401	0.0000	0.0000	7.1282	6.8000	St. Joseph	2.9783	0.0000	2.7249	20.5715	4.5482	16.0233
White Pigeon School District [Non-PRE]	0.9401	0.0000	0.0000	7.1282	22.0000	St. Joseph	2.9783	6.0000	2.7249	41.7715	10.5482	31.2233
White Pigeon School District [PRE]	0.9401	0.0000	0.0000	7.1282	4.0000	St. Joseph	2.9783	6.0000	2.7249	23.7715	10.5482	13.2233
White Pigeon School District [Com. Personal]	0.9401	0.0000	0.0000	7.1282	10.0000	St. Joseph	2.9783	6.0000	2.7249	29.7715	10.5482	19.2233
White Pigeon School District [Ind. Personal]	0.9401	0.0000	0.0000	7.1282	4.0000	St. Joseph	2.9783	0.0000	2.7249	17.7715	4.5482	13.2233

## 2014 St. Joseph County Millage Rates

Government Unit School District & Taxable Status	Total Gov't Unit	Total DDA	Total Sturgis Library	Total County	Total School	I.S.D Name	Total I.S.D.	Total S.E.T.	Total Comm. College	Total Millage Rate	Summer Levy	Winter Levy
<b>Nottawa Twp</b>												
Centreville School District [Non-PRE]	2.4994	0.0000	0.0000	7.1282	24.6400	St. Joseph	2.9783	6.0000	2.7249	45.9708	10.5482	35.4226
Centreville School District [PRE]	2.4994	0.0000	0.0000	7.1282	6.6400	St. Joseph	2.9783	6.0000	2.7249	27.9708	10.5482	17.4226
Centreville School District [Com. Personal]	2.4994	0.0000	0.0000	7.1282	12.6400	St. Joseph	2.9783	6.0000	2.7249	33.9708	10.5482	23.4226
Centreville School District [Ind. Personal]	2.4994	0.0000	0.0000	7.1282	6.6400	St. Joseph	2.9783	0.0000	2.7249	21.9708	4.5482	17.4226
Colon School District [Non-PRE]	2.4994	0.0000	0.0000	7.1282	23.6000	St. Joseph	2.9783	6.0000	2.7249	44.9308	10.5482	34.3826
Colon School District [PRE]	2.4994	0.0000	0.0000	7.1282	5.6000	St. Joseph	2.9783	6.0000	2.7249	26.9308	10.5482	16.3826
Colon School District [Com. Personal]	2.4994	0.0000	0.0000	7.1282	11.6000	St. Joseph	2.9783	6.0000	2.7249	32.9308	10.5482	22.3826
Colon School District [Ind. Personal]	2.4994	0.0000	0.0000	7.1282	5.6000	St. Joseph	2.9783	0.0000	2.7249	20.9308	4.5482	16.3826
Mendon School District [Non-PRE]	2.4994	0.0000	0.0000	7.1282	26.0000	St. Joseph	2.9783	6.0000	2.7249	47.3308	10.5482	36.7826
Mendon School District [PRE]	2.4994	0.0000	0.0000	7.1282	8.0000	St. Joseph	2.9783	6.0000	2.7249	29.3308	10.5482	18.7826
Mendon School District [Com. Personal]	2.4994	0.0000	0.0000	7.1282	14.0000	St. Joseph	2.9783	6.0000	2.7249	35.3308	10.5482	24.7826
Mendon School District [Ind. Personal]	2.4994	0.0000	0.0000	7.1282	8.0000	St. Joseph	2.9783	0.0000	2.7249	23.3308	4.5482	18.7826
Nottawa School District [Non-PRE]	2.4994	0.0000	0.0000	7.1282	18.0000	St. Joseph	2.9783	6.0000	2.7249	39.3308	10.5482	28.7826
Nottawa School District [PRE]	2.4994	0.0000	0.0000	7.1282	0.0000	St. Joseph	2.9783	6.0000	2.7249	21.3308	10.5482	10.7826
Nottawa School District [Com. Personal]	2.4994	0.0000	0.0000	7.1282	6.0000	St. Joseph	2.9783	6.0000	2.7249	27.3308	10.5482	16.7826
Nottawa School District [Ind. Personal]	2.4994	0.0000	0.0000	7.1282	0.0000	St. Joseph	2.9783	0.0000	2.7249	15.3308	4.5482	10.7826
<b>Park Twp</b>												
Mendon School District [Non-PRE]	1.6423	0.0000	0.0000	7.1282	26.0000	St. Joseph	2.9783	6.0000	2.7249	46.4737	10.5482	35.9255
Mendon School District [PRE]	1.6423	0.0000	0.0000	7.1282	8.0000	St. Joseph	2.9783	6.0000	2.7249	28.4737	10.5482	17.9255
Mendon School District [Com. Personal]	1.6423	0.0000	0.0000	7.1282	14.0000	St. Joseph	2.9783	6.0000	2.7249	34.4737	10.5482	23.9255
Mendon School District [Ind. Personal]	1.6423	0.0000	0.0000	7.1282	8.0000	St. Joseph	2.9783	0.0000	2.7249	22.4737	4.5482	17.9255
Three Rivers School District [Non-PRE]	1.6423	0.0000	0.0000	7.1282	23.5600	St. Joseph	2.9783	6.0000	2.7249	44.0337	10.5482	33.4855
Three Rivers School District [PRE]	1.6423	0.0000	0.0000	7.1282	5.5600	St. Joseph	2.9783	6.0000	2.7249	26.0337	10.5482	15.4855
Three Rivers School District [Com. Personal]	1.6423	0.0000	0.0000	7.1282	11.5600	St. Joseph	2.9783	6.0000	2.7249	32.0337	10.5482	21.4855
Three Rivers School District [Ind. Personal]	1.6423	0.0000	0.0000	7.1282	5.5600	St. Joseph	2.9783	0.0000	2.7249	20.0337	4.5482	15.4855
Vicksburg School District [Non-PRE]	1.6423	0.0000	0.0000	7.1282	24.8500	K-Resa	4.8916	6.0000	2.8135	47.3256	10.5482	36.7774
Vicksburg School District [PRE]	1.6423	0.0000	0.0000	7.1282	6.8500	K-Resa	4.8916	6.0000	2.8135	29.3256	10.5482	18.7774
Vicksburg School District [Com. Personal]	1.6423	0.0000	0.0000	7.1282	12.8500	K-Resa	4.8916	6.0000	2.8135	35.3256	10.5482	24.7774
Vicksburg School District [Ind. Personal]	1.6423	0.0000	0.0000	7.1282	6.8500	K-Resa	4.8916	0.0000	2.8135	23.3256	4.5482	18.7774
<b>Sherman Twp</b>												
Burr Oak School District [Non-PRE]	0.5000	0.0000	1.1000	7.1282	18.0000	St. Joseph	2.9783	6.0000	2.7249	37.3314	10.5482	26.7832
Burr Oak School District [PRE]	0.5000	0.0000	1.1000	7.1282	0.0000	St. Joseph	2.9783	6.0000	2.7249	19.3314	10.5482	8.7832
Burr Oak School District [Com. Personal]	0.5000	0.0000	1.1000	7.1282	6.0000	St. Joseph	2.9783	6.0000	2.7249	25.3314	10.5482	14.7832
Burr Oak School District [Ind. Personal]	0.5000	0.0000	1.1000	7.1282	0.0000	St. Joseph	2.9783	0.0000	2.7249	13.3314	4.5482	8.7832
Centreville School District [Non-PRE]	0.5000	0.0000	1.1000	7.1282	24.6400	St. Joseph	2.9783	6.0000	2.7249	43.9714	10.5482	33.4232
Centreville School District [PRE]	0.5000	0.0000	1.1000	7.1282	6.6400	St. Joseph	2.9783	6.0000	2.7249	25.9714	10.5482	15.4232
Centreville School District [Com. Personal]	0.5000	0.0000	1.1000	7.1282	12.6400	St. Joseph	2.9783	6.0000	2.7249	31.9714	10.5482	21.4232
Centreville School District [Ind. Personal]	0.5000	0.0000	1.1000	7.1282	6.6400	St. Joseph	2.9783	0.0000	2.7249	19.9714	4.5482	15.4232
Nottawa School District [Non-PRE]	0.5000	0.0000	1.1000	7.1282	18.0000	St. Joseph	2.9783	6.0000	2.7249	37.3314	10.5482	26.7832
Nottawa School District [PRE]	0.5000	0.0000	1.1000	7.1282	0.0000	St. Joseph	2.9783	6.0000	2.7249	19.3314	10.5482	8.7832
Nottawa School District [Com. Personal]	0.5000	0.0000	1.1000	7.1282	6.0000	St. Joseph	2.9783	6.0000	2.7249	25.3314	10.5482	14.7832
Nottawa School District [Ind. Personal]	0.5000	0.0000	1.1000	7.1282	0.0000	St. Joseph	2.9783	0.0000	2.7249	13.3314	4.5482	8.7832
Sturgis School District [Non-PRE]	0.5000	0.0000	1.1000	7.1282	25.9801	St. Joseph	2.9783	6.0000	2.7249	45.3115	10.5482	34.7633
Sturgis School District [PRE]	0.5000	0.0000	1.1000	7.1282	8.3500	St. Joseph	2.9783	6.0000	2.7249	27.6814	10.5482	17.1332
Sturgis School District [Com. Personal]	0.5000	0.0000	1.1000	7.1282	13.9801	St. Joseph	2.9783	6.0000	2.7249	33.3115	10.5482	22.7633
Sturgis School District [Ind. Personal]	0.5000	0.0000	1.1000	7.1282	8.3500	St. Joseph	2.9783	0.0000	2.7249	21.6814	4.5482	17.1332
White Pigeon School District [Non-PRE]	0.5000	0.0000	1.1000	7.1282	22.0000	St. Joseph	2.9783	6.0000	2.7249	41.3314	10.5482	30.7832
White Pigeon School District [PRE]	0.5000	0.0000	1.1000	7.1282	4.0000	St. Joseph	2.9783	6.0000	2.7249	23.3314	10.5482	12.7832
White Pigeon School District [Com. Personal]	0.5000	0.0000	1.1000	7.1282	10.0000	St. Joseph	2.9783	6.0000	2.7249	29.3314	10.5482	18.7832
White Pigeon School District [Ind. Personal]	0.5000	0.0000	1.1000	7.1282	4.0000	St. Joseph	2.9783	0.0000	2.7249	17.3314	4.5482	12.7832

## 2014 St. Joseph County Millage Rates

Government Unit School District & Taxable Status	Total Gov't Unit	Total DDA	Total Sturgis Library	Total County	Total School	I.S.D Name	Total I.S.D.	Total S.E.T.	Total Comm. College	Total Millage Rate	Summer Levy	Winter Levy
<b>Sturgis Twp</b>												
Sturgis School District [Non-PRE]	0.0000	0.0000	1.1000	7.1282	25.9801	St. Joseph	2.9783	6.0000	2.7249	44.8115	10.5482	34.2633
Sturgis School District [PRE]	0.0000	0.0000	1.1000	7.1282	8.3500	St. Joseph	2.9783	6.0000	2.7249	27.1814	10.5482	16.6332
Sturgis School District [Com. Personal]	0.0000	0.0000	1.1000	7.1282	13.9801	St. Joseph	2.9783	6.0000	2.7249	32.8115	10.5482	22.2633
Sturgis School District [Ind. Personal]	0.0000	0.0000	1.1000	7.1282	8.3500	St. Joseph	2.9783	0.0000	2.7249	21.1814	4.5482	16.6332
<b>White Pigeon Twp</b>												
White Pigeon School District [Non-PRE]	1.8569	0.0000	0.0000	7.1282	22.0000	St. Joseph	2.9783	6.0000	2.7249	42.6883	10.5482	32.1401
White Pigeon School District [PRE]	1.8569	0.0000	0.0000	7.1282	4.0000	St. Joseph	2.9783	6.0000	2.7249	24.6883	10.5482	14.1401
White Pigeon School District [Com. Personal]	1.8569	0.0000	0.0000	7.1282	10.0000	St. Joseph	2.9783	6.0000	2.7249	30.6883	10.5482	20.1401
White Pigeon School District [Ind. Personal]	1.8569	0.0000	0.0000	7.1282	4.0000	St. Joseph	2.9783	0.0000	2.7249	18.6883	4.5482	14.1401
<b>Three Rivers City</b>												
Three Rivers School District [Non-PRE]	19.6158	1.0000	0.0000	7.1282	23.5600	St. Joseph	2.9783	6.0000	2.7249	62.0072	24.5285	37.4787
Three Rivers School District [PRE]	19.6158	1.0000	0.0000	7.1282	5.5600	St. Joseph	2.9783	6.0000	2.7249	44.0072	24.5285	19.4787
Three Rivers School District [Com. Personal]	19.6158	1.0000	0.0000	7.1282	11.5600	St. Joseph	2.9783	6.0000	2.7249	50.0072	24.5285	25.4787
Three Rivers School District [Ind. Personal]	19.6158	1.0000	0.0000	7.1282	5.5600	St. Joseph	2.9783	0.0000	2.7249	38.0072	18.5285	19.4787
<b>Sturgis City</b>												
Sturgis School District [Non-PRE]	13.0285	0.0000	1.1000	7.1282	25.9801	St. Joseph	2.9783	6.0000	2.7249	57.8400	23.5767	34.2633
Sturgis School District [PRE]	13.0285	0.0000	1.1000	7.1282	8.3500	St. Joseph	2.9783	6.0000	2.7249	40.2099	23.5767	16.6332
Sturgis School District [Com. Personal]	13.0285	0.0000	1.1000	7.1282	13.9801	St. Joseph	2.9783	6.0000	2.7249	45.8400	23.5767	22.2633
Sturgis School District [Ind. Personal]	13.0285	0.0000	1.1000	7.1282	8.3500	St. Joseph	2.9783	0.0000	2.7249	34.2099	17.5767	16.6332
<b>Burr Oak Village</b>												
Burr Oak School District [Non-PRE]	15.7624	0.0000	0.0000	7.1282	18.0000	St. Joseph	2.9783	6.0000	2.7249	52.5938	26.3106	26.2832
Burr Oak School District [PRE]	15.7624	0.0000	0.0000	7.1282	0.0000	St. Joseph	2.9783	6.0000	2.7249	34.5938	26.3106	8.2832
Burr Oak School District [Com. Personal]	15.7624	0.0000	0.0000	7.1282	6.0000	St. Joseph	2.9783	6.0000	2.7249	40.5938	26.3106	14.2832
Burr Oak School District [Ind. Personal]	15.7624	0.0000	0.0000	7.1282	0.0000	St. Joseph	2.9783	0.0000	2.7249	28.5938	20.3106	8.2832
<b>Centreville Village</b>												
Centreville School District [Non-PRE]	12.2461	0.0000	0.0000	7.1282	24.6400	St. Joseph	2.9783	6.0000	2.7249	55.7175	22.7943	32.9232
Centreville School District [PRE]	12.2461	0.0000	0.0000	7.1282	6.6400	St. Joseph	2.9783	6.0000	2.7249	37.7175	22.7943	14.9232
Centreville School District [Com. Personal]	12.2461	0.0000	0.0000	7.1282	12.6400	St. Joseph	2.9783	6.0000	2.7249	43.7175	22.7943	20.9232
Centreville School District [Ind. Personal]	12.2461	0.0000	0.0000	7.1282	6.6400	St. Joseph	2.9783	0.0000	2.7249	31.7175	16.7943	14.9232
<b>Colon Village</b>												
Colon School District [Non-PRE]	14.5710	0.0000	0.0000	7.1282	23.6000	St. Joseph	2.9783	6.0000	2.7249	57.0024	25.1192	31.8832
Colon School District [PRE]	14.5710	0.0000	0.0000	7.1282	5.6000	St. Joseph	2.9783	6.0000	2.7249	39.0024	25.1192	13.8832
Colon School District [Com. Personal]	14.5710	0.0000	0.0000	7.1282	11.6000	St. Joseph	2.9783	6.0000	2.7249	45.0024	25.1192	19.8832
Colon School District [Ind. Personal]	14.5710	0.0000	0.0000	7.1282	5.6000	St. Joseph	2.9783	0.0000	2.7249	33.0024	19.1192	13.8832
<b>Constantine Village</b>												
Constantine School District [Non-PRE]	16.0500	0.0000	0.0000	7.1282	24.8000	St. Joseph	2.9783	6.0000	2.7249	59.6814	26.5982	33.0832
Constantine School District [PRE]	16.0500	0.0000	0.0000	7.1282	6.8000	St. Joseph	2.9783	6.0000	2.7249	41.6814	26.5982	15.0832
Constantine School District [Com. Personal]	16.0500	0.0000	0.0000	7.1282	12.8000	St. Joseph	2.9783	6.0000	2.7249	47.6814	26.5982	21.0832
Constantine School District [Ind. Personal]	16.0500	0.0000	0.0000	7.1282	6.8000	St. Joseph	2.9783	0.0000	2.7249	35.6814	20.5982	15.0832
<b>Mendon Village</b>												
Mendon School District [Non-PRE]	9.1643	0.0000	0.0000	7.1282	26.0000	St. Joseph	2.9783	6.0000	2.7249	53.9957	19.7125	34.2832
Mendon School District [PRE]	9.1643	0.0000	0.0000	7.1282	8.0000	St. Joseph	2.9783	6.0000	2.7249	35.9957	19.7125	16.2832
Mendon School District [Com. Personal]	9.1643	0.0000	0.0000	7.1282	14.0000	St. Joseph	2.9783	6.0000	2.7249	41.9957	19.7125	22.2832
Mendon School District [Ind. Personal]	9.1643	0.0000	0.0000	7.1282	8.0000	St. Joseph	2.9783	0.0000	2.7249	29.9957	13.7125	16.2832
<b>White Pigeon Village</b>												
White Pigeon Oak School District [Non-PRE]	10.2087	0.0000	0.0000	7.1282	22.0000	St. Joseph	2.9783	6.0000	2.7249	51.0401	20.7569	30.2832
White Pigeon School District [PRE]	10.2087	0.0000	0.0000	7.1282	4.0000	St. Joseph	2.9783	6.0000	2.7249	33.0401	20.7569	12.2832
White Pigeon School District [Com. Personal]	10.2087	0.0000	0.0000	7.1282	10.0000	St. Joseph	2.9783	6.0000	2.7249	39.0401	20.7569	18.2832
White Pigeon School District [Ind. Personal]	10.2087	0.0000	0.0000	7.1282	4.0000	St. Joseph	2.9783	0.0000	2.7249	27.0401	14.7569	12.2832

2014 St. Joseph County Taxable values

Government Unit School District & Taxable Status	Total Gov't Unit	DDA	Sturgis Library	Total County	Total School	I.S.D Name	Total I.S.D.	Comm. College Name	Total Comm. College
<b>Burr Oak Twp</b>	\$57,877,100	\$0	\$0	\$57,877,100		Branch	\$58,934	None	
Bronson School District [Non-PRE]					\$4,423				
Bronson School District [PRE]					\$54,511				
Bronson School District [Com. Personal]					\$0				
Bronson School District [Ind. Personal]					\$0				
School Total					\$58,934				
Burr Oak School District [Non-PRE]					\$8,376,593	St. Joseph	\$33,055,668	Glen Oaks	\$33,055,668
Burr Oak School District [PRE]					\$24,315,875				
Burr Oak School District [Com. Personal]					\$99,900				
Burr Oak School District [Ind. Personal]					\$263,300				
School Total					\$33,055,668				
Colon School District [Non-PRE]					\$747,293	St. Joseph	\$3,918,790	Glen Oaks	\$3,918,790
Colon School District [PRE]					\$3,171,497				
Colon School District [Com. Personal]					\$0				
Colon School District [Ind. Personal]					\$0				
School Total					\$3,918,790				
Nottawa School District [Non-PRE]					\$39,529	St. Joseph	\$421,906	Glen Oaks	\$421,906
Nottawa School District [PRE]					\$382,377				
Nottawa School District [Com. Personal]					\$0				
Nottawa School District [Ind. Personal]					\$0				
School Total					\$421,906				
Sturgis School District [Non-PRE]					\$3,057,916	St. Joseph	\$20,421,802	Glen Oaks	\$20,421,802
Sturgis School District [PRE]					\$17,355,286				
Sturgis School District [Com. Personal]					\$8,600				
Sturgis School District [Ind. Personal]					\$0				
School Total					\$20,421,802				
<b>Colon Twp</b>	\$94,794,457	\$0	\$0	\$94,794,457		St. Joseph	\$2,469,065	Glen Oaks	\$2,469,065
Burr Oak School District [Non-PRE]					\$1,134,621				
Burr Oak School District [PRE]					\$1,232,544				
Burr Oak School District [Com. Personal]					\$101,900				
Burr Oak School District [Ind. Personal]					\$0				
School Total					\$2,469,065				
Colon School District [Non-PRE]					\$34,809,788	St. Joseph	\$89,866,113	Glen Oaks	\$89,866,113
Colon School District [PRE]					\$53,146,525				
Colon School District [Com. Personal]					\$773,500				
Colon School District [Ind. Personal]					\$1,136,300				
School Total					\$89,866,113				
Mendon School District [Non-PRE]					\$10,800	St. Joseph	\$396,945	Glen Oaks	\$396,945
Mendon School District [PRE]					\$386,145				
Mendon School District [Com. Personal]					\$0				
Mendon School District [Ind. Personal]					\$0				
School Total					\$396,945				
Nottawa School District [Non-PRE]					\$321,123	St. Joseph	\$2,062,334	Glen Oaks	\$2,062,334
Nottawa School District [PRE]					\$1,741,211				
Nottawa School District [Com. Personal]					\$0				
Nottawa School District [Ind. Personal]					\$0				
School Total					\$2,062,334				
<b>Constantine Twp</b>	\$115,403,546	\$0	\$0	\$115,403,546		St. Joseph	\$110,630,451	Glen Oaks	\$110,630,451
Constantine School District [Non-PRE]					\$37,431,941				
Constantine School District [PRE]					\$55,548,699				
Constantine School District [Com. Personal]					\$2,248,911				
Constantine School District [Ind. Personal]					\$15,400,900				
School Total					\$110,630,451				
Three Rivers School District [Non-PRE]					\$522,300	St. Joseph	\$3,881,776	Glen Oaks	\$3,881,776
Three Rivers School District [PRE]					\$3,359,476				
Three Rivers School District [Com. Personal]					\$0				
Three Rivers School District [Ind. Personal]					\$0				
School Total					\$3,881,776				
White Pigeon School District [Non-PRE]					\$230,381	St. Joseph	\$891,319	Glen Oaks	\$891,319
White Pigeon School District [PRE]					\$660,938				
White Pigeon School District [Com. Personal]					\$0				
White Pigeon School District [Ind. Personal]					\$0				
School Total					\$891,319				
<b>Fabius Twp</b>	\$168,460,083	\$0	\$0	\$168,460,083		St. Joseph	\$262,594	Glen Oaks	\$262,594
Constantine School District [Non-PRE]					\$134,649				
Constantine School District [PRE]					\$127,945				
Constantine School District [Com. Personal]					\$0				
Constantine School District [Ind. Personal]					\$0				
School Total					\$262,594				
Three Rivers School District [Non-PRE]					\$72,189,269	St. Joseph	\$168,197,489	Glen Oaks	\$168,197,489
Three Rivers School District [PRE]					\$94,546,020				
Three Rivers School District [Com. Personal]					\$1,070,900				
Three Rivers School District [Ind. Personal]					\$391,300				
School Total					\$168,197,489				
<b>Fawn River Twp</b>	\$34,649,398	\$0	\$34,649,398	\$34,649,398		St. Joseph	\$34,649,398	Glen Oaks	\$34,649,398
Sturgis School District [Non-PRE]					\$6,246,381				
Sturgis School District [PRE]					\$28,240,017				
Sturgis School District [Com. Personal]					\$163,000				
Sturgis School District [Ind. Personal]					\$0				
School Total					\$34,649,398				

2014 St. Joseph County Taxable values

Government Unit School District & Taxable Status	Total Gov't Unit	DDA	Sturgis Library	Total County	Total School	I.S.D Name	Total I.S.D.	Comm. College Name	Total Comm. College
<b>Florence Twp</b> Centreville School District [Non-PRE] Centreville School District [PRE] Centreville School District [Com. Personal] Centreville School District [Ind. Personal]	\$41,304,005	\$0	\$0	\$41,304,005	\$3,527,830 \$14,417,503 \$28,900 \$0 \$17,974,233	St. Joseph	\$17,974,233	Glen Oaks	\$17,974,233
Constantine School District [Non-PRE] Constantine School District [PRE] Constantine School District [Com. Personal] Constantine School District [Ind. Personal]					\$1,588,965 \$9,988,959 \$185,200 \$0 \$11,763,124	St. Joseph	\$11,763,124	Glen Oaks	\$11,763,124
Three Rivers School District [Non-PRE] Three Rivers School District [PRE] Three Rivers School District [Com. Personal] Three Rivers School District [Ind. Personal]					\$1,825,501 \$3,598,263 \$0 \$0 \$5,423,764	St. Joseph	\$5,423,764	Glen Oaks	\$5,423,764
White Pigeon School District [Non-PRE] White Pigeon School District [PRE] White Pigeon School District [Com. Personal] White Pigeon School District [Ind. Personal]					\$1,094,795 \$5,007,089 \$41,000 \$0 \$6,142,884	St. Joseph	\$6,142,884	Glen Oaks	\$6,142,884
<b>Flowerfield Twp</b> Marcellus School District [Non-PRE] Marcellus School District [PRE] Marcellus School District [Com. Personal] Marcellus School District [Ind. Personal]	\$51,175,800	\$0	\$0	\$51,175,800	\$651,937 \$4,755,251 \$29,394 \$0 \$5,436,582	Lewis Cass	\$5,436,582	None	
Three Rivers School District [Non-PRE] Three Rivers School District [PRE] Three Rivers School District [Com. Personal] Three Rivers School District [Ind. Personal]					\$9,783,956 \$35,679,743 \$275,519 \$0 \$45,739,218	St. Joseph	\$45,739,218	Glen Oaks	\$45,739,218
<b>Leonidas Twp</b> Athens School District [Non-PRE] Athens School District [PRE] Athens School District [Com. Personal] Athens School District [Ind. Personal]	\$41,659,659	\$0	\$0	\$41,659,659	\$5,600 \$271,841 \$0 \$0 \$277,441	Calhoun	\$277,441	Kellogg	\$277,441
Colon School District [Non-PRE] Colon School District [PRE] Colon School District [Com. Personal] Colon School District [Ind. Personal]					\$9,655,741 \$26,384,301 \$112,300 \$0 \$36,152,342	St. Joseph	\$36,152,342	Glen Oaks	\$36,152,342
Mendon School District [Non-PRE] Mendon School District [PRE] Mendon School District [Com. Personal] Mendon School District [Ind. Personal]					\$2,423,017 \$1,707,879 \$300 \$0 \$4,131,196	St. Joseph	\$4,131,196	Glen Oaks	\$4,131,196
Vicksburg School District [Non-PRE] Vicksburg School District [PRE] Vicksburg School District [Com. Personal] Vicksburg School District [Ind. Personal]					\$142,491 \$956,189 \$0 \$0 \$1,098,680	K-Resa	\$1,098,680	KVCC	\$1,098,680
<b>Lockport Twp</b> Centreville School District [Non-PRE] Centreville School District [PRE] Centreville School District [Com. Personal] Centreville School District [Ind. Personal]	\$101,383,161	\$0	\$0	\$101,383,161	\$4,832,365 \$20,577,232 \$9,800 \$93,100 \$25,512,497	St. Joseph	\$25,512,497	Glen Oaks	\$25,512,497
Mendon School District [Non-PRE] Mendon School District [PRE] Mendon School District [Com. Personal] Mendon School District [Ind. Personal]					\$331,614 \$916,062 \$0 \$0 \$1,247,676	St. Joseph	\$1,247,676	Glen Oaks	\$1,247,676
Three Rivers School District [Non-PRE] Three Rivers School District [PRE] Three Rivers School District [Com. Personal] Three Rivers School District [Ind. Personal]					\$17,032,187 \$57,018,601 \$572,200 \$0 \$74,622,988	St. Joseph	\$74,622,988	Glen Oaks	\$74,622,988
<b>Mendon Twp</b> Mendon School District [Non-PRE] Mendon School District [PRE] Mendon School District [Com. Personal] Mendon School District [Ind. Personal]	\$90,692,548	\$0	\$0	\$90,692,548	\$29,677,383 \$44,127,889 \$737,400 \$11,279,500 \$85,822,172	St. Joseph	\$85,822,172	Glen Oaks	\$85,822,172
Vicksburg School District [Non-PRE] Vicksburg School District [PRE] Vicksburg School District [Com. Personal] Vicksburg School District [Ind. Personal]					\$1,914,311 \$2,888,665 \$67,400 \$0 \$4,870,376	K-Resa	\$4,870,376	KVCC	\$4,870,376
<b>Mottville Twp</b> Constantine School District [Non-PRE] Constantine School District [PRE] Constantine School District [Com. Personal] Constantine School District [Ind. Personal]	\$57,751,665	\$0	\$0	\$57,751,665	\$1,646,995 \$8,128,666 \$111,500 \$0 \$9,887,161	St. Joseph	\$9,887,161	Glen Oaks	\$9,887,161
White Pigeon School District [Non-PRE] White Pigeon School District [PRE] White Pigeon School District [Com. Personal] White Pigeon School District [Ind. Personal]					\$19,203,142 \$20,614,962 \$2,309,200 \$5,737,200 \$47,864,504	St. Joseph	\$47,864,504	Glen Oaks	\$47,864,504

**2014 St. Joseph County Taxable values**

Government Unit School District & Taxable Status	Total Gov't Unit	DDA	Sturgis Library	Total County	Total School	I.S.D Name	Total I.S.D.	Comm. College Name	Total Comm. College
<b>Notawa Twp</b> Centreville School District [Non-PRE] Centreville School District [PRE] Centreville School District [Com. Personal] Centreville School District [Ind. Personal]	\$114,677,633	\$0	\$0	\$114,677,633	\$16,828,489 \$35,808,916 \$1,016,800 \$564,200 \$54,218,405	St. Joseph	\$54,218,405	Glen Oaks	\$54,218,405
Colon School District [Non-PRE] Colon School District [PRE] Colon School District [Com. Personal] Colon School District [Ind. Personal]				School Total	\$813,998 \$2,652,402 \$61,900 \$0 \$3,328,300	St. Joseph	\$3,328,300	Glen Oaks	\$3,328,300
Mendon School District [Non-PRE] Mendon School District [PRE] Mendon School District [Com. Personal] Mendon School District [Ind. Personal]				School Total	\$1,733,727 \$8,624,237 \$145,000 \$0 \$10,502,964	St. Joseph	\$10,502,964	Glen Oaks	\$10,502,964
Nottawa School District [Non-PRE] Nottawa School District [PRE] Nottawa School District [Com. Personal] Nottawa School District [Ind. Personal]				School Total	\$15,956,187 \$30,484,477 \$187,300 \$0 \$46,627,964	St. Joseph	\$46,627,964	Glen Oaks	\$46,627,964
<b>Park Twp</b> Mendon School District [Non-PRE] Mendon School District [PRE] Mendon School District [Com. Personal] Mendon School District [Ind. Personal]	\$121,533,349	\$0	\$0	\$121,533,349	\$14,212,590 \$19,838,158 \$154,900 \$2,549,400 \$36,755,048	St. Joseph	\$36,755,048	Glen Oaks	\$36,755,048
Three Rivers School District [Non-PRE] Three Rivers School District [PRE] Three Rivers School District [Com. Personal] Three Rivers School District [Ind. Personal]				School Total	\$29,846,763 \$44,394,287 \$823,500 \$2,305,700 \$77,370,250	St. Joseph	\$77,370,250	Glen Oaks	\$77,370,250
Vicksburg School District [Non-PRE] Vicksburg School District [PRE] Vicksburg School District [Com. Personal] Vicksburg School District [Ind. Personal]				School Total	\$771,644 \$6,562,749 \$0 \$0 \$7,334,393	K-Resa	\$7,334,393	KVCC	\$7,334,393
<b>Sherman Twp</b> Burr Oak School District [Non-PRE] Burr Oak School District [PRE] Burr Oak School District [Com. Personal] Burr Oak School District [Ind. Personal]	\$125,049,952	\$0	\$125,049,952	\$125,049,952	\$3,600 \$0 \$0 \$0 \$3,600	St. Joseph	\$3,600	Glen Oaks	\$3,600
Centreville School District [Non-PRE] Centreville School District [PRE] Centreville School District [Com. Personal] Centreville School District [Ind. Personal]				School Total	\$17,600,144 \$39,169,679 \$21,100 \$0 \$56,790,923	St. Joseph	\$56,790,923	Glen Oaks	\$56,790,923
Nottawa School District [Non-PRE] Nottawa School District [PRE] Nottawa School District [Com. Personal] Nottawa School District [Ind. Personal]				School Total	\$3,426,469 \$5,004,129 \$0 \$0 \$8,430,598	St. Joseph	\$8,430,598	Glen Oaks	\$8,430,598
Sturgis School District [Non-PRE] Sturgis School District [PRE] Sturgis School District [Com. Personal] Sturgis School District [Ind. Personal]				School Total	\$14,243,801 \$45,401,930 \$47,600 \$0 \$59,693,331	St. Joseph	\$59,693,331	Glen Oaks	\$59,693,331
White Pigeon School District [Non-PRE] White Pigeon School District [PRE] White Pigeon School District [Com. Personal] White Pigeon School District [Ind. Personal]				School Total	\$0 \$131,500 \$0 \$0 \$131,500	St. Joseph	\$131,500	Glen Oaks	\$131,500
<b>Sturgis Twp</b> Sturgis School District [Non-PRE] Sturgis School District [PRE] Sturgis School District [Com. Personal] Sturgis School District [Ind. Personal]	\$48,973,945	\$0	\$48,973,945	\$48,973,945	\$14,657,698 \$32,717,643 \$189,904 \$1,408,700 \$48,973,945	St. Joseph	\$48,973,945	Glen Oaks	\$48,973,945
<b>White Pigeon Twp</b> White Pigeon School District [Non-PRE] White Pigeon School District [PRE] White Pigeon School District [Com. Personal] White Pigeon School District [Ind. Personal]	\$190,795,980	\$0	\$0	\$190,795,980	\$101,232,459 \$84,744,621 \$564,700 \$4,254,200 \$190,795,980	St. Joseph	\$190,795,980	Glen Oaks	\$190,795,980
<b>Three Rivers City</b> Three Rivers School District [Non-PRE] Three Rivers School District [PRE] Three Rivers School District [Com. Personal] Three Rivers School District [Ind. Personal]	\$206,734,879	\$11,559,128	\$0	\$206,734,879	\$92,688,593 \$47,084,186 \$9,933,200 \$57,028,900 \$206,734,879	St. Joseph	\$206,734,879	Glen Oaks	\$206,734,879
<b>Sturgis City</b> Sturgis School District [Non-PRE] Sturgis School District [PRE] Sturgis School District [Com. Personal] Sturgis School District [Ind. Personal]	\$240,581,501	\$0	\$240,581,501	\$240,581,501	\$95,598,497 \$86,871,304 \$6,540,800 \$51,570,900 \$240,581,501	St. Joseph	\$240,581,501	Glen Oaks	\$240,581,501
<b>Burr Oak Village</b>	\$7,695,361								
<b>Centreville Village (Lockport)</b>	\$1,974,010								
<b>Centreville Village (Nottawa)</b>	\$18,317,755								
<b>Colon Village</b>	\$25,506,708								
<b>Constantine Village</b>	\$47,444,198								
<b>Mendon Village</b>	\$24,902,972								
<b>White Pigeon Village</b>	\$26,331,135								

**Burr Oak Township**

**2014 Ad Valorem Taxes**

Taxing Entity	Name	Item of Tax	2014 Taxable Valuation	Amount of Tax Mills	Estimate of Tax Dollars	Total Tax Mills	Total Est. Tax Dollars
County	<b>St Joseph</b>	Operating	\$57,877,100	4.5482	\$263,237	7.1282	<b>\$412,560</b>
		Roads		1.0000	\$57,877		
		911		0.5000	\$28,939		
		C.O.A		0.7500	\$43,408		
		Transportation		0.3300	\$19,099		
Township	<b>Burr Oak</b>	Operating	\$57,877,100	0.9144			<b>\$52,923</b>
Village	<b>Burr Oak</b>	Operating	\$7,695,361	11.2589	\$86,641	15.7624	<b>\$121,297</b>
		Muni/Hwy		4.5035	\$34,656		
School District	<b>Bronson</b>	Operating		17.7264			
		Operating Com. Pers.		5.7264			
		Sinking Fund		2.0000			
		Total Non-PRE	\$4,423	19.7264	\$87		<b>\$139</b>
		Total PRE	\$54,511	2.0000	\$9		
		Total Com Personal	\$0	7.7264	\$34		
		Total Ind Personal	\$0	2.0000	\$9		
TOTAL COMBINED	\$58,934						
School District	<b>Burr Oak</b>	Operating		18.0000			
		Operating Com. Pers.		6.0000			
		Total Non-PRE	\$8,376,593	18.0000	\$150,779		<b>\$296,674</b>
		Total PRE	\$24,315,875	0.0000	\$0		
		Total Com Personal	\$99,900	6.0000	\$145,895		
		Total Ind Personal	\$263,300	0.0000	\$0		
TOTAL COMBINED	\$33,055,668						
School District	<b>Colon</b>	Operating		18.0000			
		Operating Com. Pers.		6.0000			
		Debt		5.6000			
		Total Non-PRE	\$747,293	23.6000	\$17,636		<b>\$35,396</b>
		Total PRE	\$3,171,497	5.6000	\$17,760		
		Total Com Personal	\$0	11.6000	\$0		
Total Ind Personal	\$0	5.6000	\$0				
TOTAL COMBINED	\$3,918,790						
School District	<b>Nottawa</b>	Operating		18.0000			
		Operating Com. Pers.		6.0000			
		Total Non-PRE	\$39,529	18.0000	\$712		<b>\$712</b>
		Total PRE	\$382,377	0.0000	\$0		
		Total Com Personal	\$0	6.0000	\$0		
		Total Ind Personal	\$0	0.0000	\$0		
TOTAL COMBINED	\$421,906						

		Operating		17.6301		
		Operating Com. Pers.		5.6301		
		Debt		8.3500		
School District	<b>Sturgis</b>	Total Non-PRE	\$3,057,916	25.9801	\$79,445	<b>\$224,482</b>
		Total PRE	\$17,355,286	8.3500	\$144,917	
		Total Com Personal	\$8,600	13.9801	\$120	
		Total Ind Personal	\$0	8.3500	\$0	
		<b>TOTAL COMBINED</b>	<b>\$20,421,802</b>			

	<b>Branch</b>	Operating	\$58,934	0.1716	\$10	8.2061	<b>\$484</b>
Interm. School		Extra Voted		8.0345	\$474		
	<b>St Joseph</b>	Operating	\$57,818,166	0.2283	\$13,200	2.9783	<b>\$172,200</b>
		Extra Voted		2.7500	\$159,000		

Comm. College	<b>Glen Oaks</b>		\$57,818,166	2.7249			<b>\$157,549</b>
---------------	------------------	--	--------------	--------	--	--	------------------

State Education	<b>Michigan</b>		\$57,613,800	6.0000			<b>\$345,683</b>
-----------------	-----------------	--	--------------	--------	--	--	------------------

<b>Totals for Taxable Status by School District</b>	<b>Summer</b>	<b>Winter</b>	<b>Total</b>
<b>Bronson School District(Non-PRE)</b>	10.5482	31.4269	41.9751
<b>Bronson School District(PRE)</b>	10.5482	13.7005	24.2487
<b>Bronson School District(Com. Personal)</b>	10.5482	19.4269	29.9751
<b>Bronson School District(Ind. Personal)</b>	4.5482	13.7005	18.2487
<b>Burr Oak School District(Non-PRE)</b>	10.5482	27.1976	37.7458
<b>Burr Oak School District(PRE)</b>	10.5482	9.1976	19.7458
<b>Burr Oak School District(Com. Personal)</b>	10.5482	15.1976	25.7458
<b>Burr Oak School District(Ind. Personal)</b>	4.5482	9.1976	13.7458
<b>Colon School District(Non-PRE)</b>	10.5482	32.7976	43.3458
<b>Colon School District(PRE)</b>	10.5482	14.7976	25.3458
<b>Colon School District(Com. Personal)</b>	10.5482	20.7976	31.3458
<b>Colon School District(Ind. Personal)</b>	4.5482	14.7976	19.3458
<b>Nottawa School District(Non-PRE)</b>	10.5482	27.1976	37.7458
<b>Nottawa School District(PRE)</b>	10.5482	9.1976	19.7458
<b>Nottawa School District(Com. Personal)</b>	10.5482	15.1976	25.7458
<b>Nottawa School District(Ind. Personal)</b>	4.5482	9.1976	13.7458
<b>Sturgis School District(Non-PRE)</b>	10.5482	35.1777	45.7259
<b>Sturgis School District(PRE)</b>	10.5482	17.5476	28.0958
<b>Sturgis School District(Com. Personal)</b>	10.5482	23.1777	33.7259
<b>Sturgis School District(Ind. Personal)</b>	4.5482	17.5476	22.0958
<i>*Parcels located within Village limits add</i>	15.7624	0.0000	15.7624

**Colon Township**

**2014 Ad Valorem Taxes**

Taxing Entity	Name	Item of Tax	2014 Taxable Valuation	Amount of Tax Mills	Estimate of Tax Dollars	Total Tax Mills	Total Est. Tax Dollars
County	<b>St Joseph</b>	Operating	\$94,794,457	4.5482	\$431,144	7.1282	<b>\$675,714</b>
		Roads		1.0000	\$94,794		
		911		0.5000	\$47,397		
		C.O.A		0.7500	\$71,096		
		Transportation		0.3300	\$31,282		
Township	<b>Colon</b>	Operating	\$94,794,457	0.8947	\$84,813	4.1855	<b>\$396,762</b>
		Library Operating		0.8947	\$84,813		
		Library Debt		0.7510	\$71,191		
		Ambulance		0.1917	\$18,172		
		Fire		1.4534	\$137,774		
Village	<b>Colon</b>	Operating	\$25,506,706	11.0209	\$281,107	14.57101	<b>\$371,658</b>
		Extra Voted		0.4224	\$10,773		
		Fire		2.7463	\$70,049		
		Ambulance		0.38147	\$9,730		
School District	<b>Burr Oak</b>	Operating		18.0000			<b>\$21,035</b>
		Operating Com. Pers.		6.0000			
		Total Non-PRE	\$1,134,621	18.0000	\$20,423		
		Total PRE	\$1,232,544	0.0000	\$0		
		Total Com Personal	\$101,900	6.0000	\$611		
		Total Ind Personal	\$0	0.0000	\$0		
		TOTAL COMBINED	\$2,469,065				
School District	<b>Colon</b>	Operating		18.0000			<b>\$1,134,467</b>
		Operating Com. Pers.		6.0000			
		Debt		5.6000			
		Total Non-PRE	\$34,809,788	23.6000	\$821,511		
		Total PRE	\$53,146,525	5.6000	\$297,621		
		Total Com Personal	\$773,500	11.6000	\$8,973		
		Total Ind Personal	\$1,136,300	5.6000	\$6,363		
TOTAL COMBINED	\$89,866,113						
School District	<b>Mendon</b>	Operating		18.0000			<b>\$3,370</b>
		Operating Com. Pers.		6.0000			
		Debt		8.0000			
		Total Non-PRE	\$10,800	26.0000	\$281		
		Total PRE	\$386,145	8.0000	\$3,089		
		Total Com Personal	\$0	14.0000	\$0		
		Total Ind Personal	\$0	8.0000	\$0		
TOTAL COMBINED	\$396,945						
School District	<b>Nottawa</b>	Operating		18.0000			<b>\$5,780</b>
		Operating Com. Pers.		6.0000			
		Total Non-PRE	\$321,123	18.0000	\$5,780		
		Total PRE	\$1,741,211	0.0000	\$0		
		Total Com Personal	\$0	6.0000	\$0		
		Total Ind Personal	\$0	0.0000	\$0		
		TOTAL COMBINED	\$2,062,334				

Interm. School	<b>St Joseph</b>	Operating Extra Voted	\$94,794,457	0.2283 2.7500	\$21,642 \$260,685	2.9783	<b>\$282,326</b>
----------------	------------------	--------------------------	--------------	------------------	-----------------------	--------	------------------

Comm. College	<b>Glen Oaks</b>		\$94,794,457	2.7249			<b>\$258,305</b>
---------------	------------------	--	--------------	--------	--	--	------------------

State Education	<b>Michigan</b>		\$93,658,157	6.0000			<b>\$561,949</b>
-----------------	-----------------	--	--------------	--------	--	--	------------------

<b>Totals for Taxable Status by School District</b>	<b>Summer</b>	<b>Winter</b>	<b>Total</b>
<b>Burr Oak School District(Non-PRE)</b>	10.5482	30.4687	41.0169
<b>Burr Oak School District(PRE)</b>	10.5482	12.4687	23.0169
<b>Burr Oak School District(Com. Personal)</b>	10.5482	18.4687	29.0169
<b>Burr Oak School District(Ind. Personal)</b>	4.5482	12.4687	17.0169
<b>Colon School District(Non-PRE)</b>	10.5482	36.0687	46.6169
<b>Colon School District(PRE)</b>	10.5482	18.0687	28.6169
<b>Colon School District(Com. Personal)</b>	10.5482	24.0687	34.6169
<b>Colon School District(Ind. Personal)</b>	4.5482	18.0687	22.6169
<b>Mendon School District(Non-PRE)</b>	10.5482	38.4687	49.0169
<b>Mendon School District(PRE)</b>	10.5482	20.4687	31.0169
<b>Mendon School District(Com. Personal)</b>	10.5482	26.4687	37.0169
<b>Mendon School District(Ind. Personal)</b>	4.5482	20.4687	25.0169
<b>Nottawa School District(Non-PRE)</b>	10.5482	30.4687	41.0169
<b>Nottawa School District(PRE)</b>	10.5482	12.4687	23.0169
<b>Nottawa School District(Com. Personal)</b>	10.5482	18.4687	29.0169
<b>Nottawa School District(Ind. Personal)</b>	4.5482	12.4687	17.0169
<i>*Parcels located within Village limits add</i>	14.5710	0.0000	14.5710

**Constantine**

**2014 Ad Valorem Taxes**

Taxing Entity	Name	Item of Tax	2014 Taxable Valuation	Amount of Tax Mills	Estimate of Tax Dollars	Total Tax Mills	Total Est. Tax Dollars
County	<b>St Joseph</b>	Operating	\$115,403,546	4.5482	\$524,878	7.1282	<b>\$822,620</b>
		Roads		1.0000	\$115,404		
		911		0.5000	\$57,702		
		C.O.A		0.7500	\$86,553		
		Transportation		0.3300	\$38,083		
Township	<b>Constantine</b>	Operating	\$115,403,546	0.5000	\$57,702	1.4452	<b>\$166,781</b>
		Library Operating		0.9452	\$109,079		
Village	<b>Constantine</b>	Operating	\$47,444,198	10.7500	\$510,025	16.0500	<b>\$761,479</b>
		Debt		5.3000	\$251,454		
School District	<b>Constantine</b>	Operating		18.0000			
		Operating Com. Pers.		6.0000			
		Debt		6.8000			
		Total Non-PRE	\$37,431,941	24.8000	\$928,312		<b>\$1,439,555</b>
		Total PRE	\$55,548,699	6.8000	\$377,731		
		Total Com Personal	\$2,248,911	12.8000	\$28,786		
		Total Ind Personal	\$15,400,900	6.8000	\$104,726		
TOTAL COMBINED	\$110,630,451						
School District	<b>Three Rivers</b>	Operating		18.0000			
		Operating Com. Pers.		6.0000			
		Debt		5.5600			
		Total Non-PRE	\$522,300	23.5600	\$12,305		<b>\$30,984</b>
		Total PRE	\$3,359,476	5.5600	\$18,679		
		Total Com Personal	\$0	11.5600	\$0		
		Total Ind Personal	\$0	5.5600	\$0		
TOTAL COMBINED	\$3,881,776						
School District	<b>White Pigeon</b>	Operating		18.0000			
		Operating Com. Pers.		6.0000			
		Sinking Fund		3.0000			
		Debt		1.0000			
		Total Non-PRE	\$230,381	22.0000	\$5,068		<b>\$7,712</b>
		Total PRE	\$660,938	4.0000	\$2,644		
		Total Com Personal	\$0	10.0000	\$0		
Total Ind Personal	\$0	4.0000	\$0				
TOTAL COMBINED	\$891,319						
Interm. School	<b>St Joseph</b>	Operating	\$115,403,546	0.2283	\$26,347	2.9783	<b>\$343,706</b>
		Extra Voted		2.7500	\$317,360		
Comm. College	<b>Glen Oaks</b>		\$115,403,546	2.7249			<b>\$314,463</b>
State Education	<b>Michigan</b>		\$100,002,646	6.0000			<b>\$600,016</b>

<b>Totals for Taxable Status by School District</b>	<b>Summer</b>	<b>Winter</b>	<b>Total</b>
<b>Constantine School District(Non-PRE)</b>	10.5482	34.5284	45.0766
<b>Constantine School District(PRE)</b>	10.5482	16.5284	27.0766
<b>Constantine School District(Com. Personal)</b>	10.5482	22.5284	33.0766
<b>Constantine School District(Ind. Personal)</b>	4.5482	16.5284	21.0766
<b>Three Rivers School District(Non-PRE)</b>	10.5482	33.2884	43.8366
<b>Three Rivers School District(PRE)</b>	10.5482	15.2884	25.8366
<b>Three Rivers School District(Com. Personal)</b>	10.5482	21.2884	31.8366
<b>Three Rivers School District(Ind. Personal)</b>	4.5482	15.2884	19.8366
<b>White Pigeon School District(Non-PRE)</b>	10.5482	31.7284	42.2766
<b>White Pigeon School District(PRE)</b>	10.5482	13.7284	24.2766
<b>White Pigeon School District(Com. Personal)</b>	10.5482	19.7284	30.2766
<b>White Pigeon School District(Ind. Personal)</b>	4.5482	13.7284	18.2766
<i>*Parcels located within Village limits add</i>	<i>16.0500</i>	<i>0.0000</i>	<i>16.0500</i>

**Fabius Township**

**2014 Ad Valorem Taxes**

Taxing Entity	Name	Item of Tax	2014 Taxable Valuation	Amount of Tax Mills	Estimate of Tax Dollars	Total Tax Mills	Total Est. Tax Dollars
County	<b>St Joseph</b>	Operating	\$168,460,083	4.5482	\$766,190	7.1282	<b>\$1,200,817</b>
		Roads		1.0000	\$168,460		
		911		0.5000	\$84,230		
		C.O.A		0.7500	\$126,345		
		Transportation		0.3300	\$55,592		

Township	<b>Fabius</b>	Operating	\$168,460,083	0.0000			<b>\$0</b>
----------	---------------	-----------	---------------	--------	--	--	------------

School District	<b>Constantine</b>	Operating		18.0000			
		Operating Com. Pers.		6.0000			
		Debt		6.8000			
		Total Non-PRE	\$134,649	24.8000	\$3,339		<b>\$6,717</b>
		Total PRE	\$127,945	6.8000	\$870		
		Total Com Personal	\$0	12.8000	\$1,638		
		Total Ind Personal	\$0	6.8000	\$870		
<b>TOTAL COMBINED</b>		<b>\$262,594</b>					

School District	<b>Three Rivers</b>	Operating		18.0000			
		Operating Com. Pers.		6.0000			
		Debt		5.5600			
		Total Non-PRE	\$72,189,269	23.5600	\$1,700,779		<b>\$2,241,010</b>
		Total PRE	\$94,546,020	5.5600	\$525,676		
		Total Com Personal	\$1,070,900	11.5600	\$12,380		
		Total Ind Personal	\$391,300	5.5600	\$2,176		
<b>TOTAL COMBINED</b>		<b>\$168,197,489</b>					

Interm. School	<b>St Joseph</b>	Operating	\$168,460,083	0.2283	\$38,459	2.9783	<b>\$501,725</b>
		Extra Voted		2.7500	\$463,265		

Comm. College	<b>Glen Oaks</b>		\$168,460,083	2.7249			<b>\$459,037</b>
---------------	------------------	--	---------------	--------	--	--	------------------

State Education	<b>Michigan</b>		\$168,068,783	6.0000			<b>\$1,008,413</b>
-----------------	-----------------	--	---------------	--------	--	--	--------------------

Totals for Taxable Status by School District	Summer	Winter	Total
<b>Constantine School District(Non-PRE)</b>	10.5482	33.0832	43.6314
<b>Constantine School District(PRE)</b>	10.5482	15.0832	25.6314
<b>Constantine School District(Com. Personal)</b>	10.5482	21.0832	31.6314
<b>Constantine School District(Ind. Personal)</b>	4.5482	15.0832	19.6314
<b>Three Rivers School District(Non-PRE)</b>	10.5482	31.8432	42.3914
<b>Three Rivers School District(PRE)</b>	10.5482	13.8432	24.3914
<b>Three Rivers School District(Com. Personal)</b>	10.5482	19.8432	30.3914
<b>Three Rivers School District(Ind. Personal)</b>	4.5482	13.8432	18.3914

**Fawn River Township**

**2014 Ad Valorem Taxes**

Taxing Entity	Name	Item of Tax	2014 Taxable Valuation	Amount of Tax Mills	Estimate of Tax Dollars	Total Tax Mills	Total Est. Tax Dollars
County	<b>St Joseph</b>	Operating	\$34,649,398	4.5482	\$157,592	7.1282	<b>\$246,988</b>
		Roads		1.0000	\$34,649		
		911		0.5000	\$17,325		
		C.O.A		0.7500	\$25,987		
		Transportation		0.3300	\$11,434		
Township	<b>Fawn River</b>	Operating	\$34,649,398	0.0000			<b>\$0</b>
Library	<b>Sturgis</b>	Operating	\$34,649,398	1.1000			<b>\$38,114</b>
School District	<b>Sturgis</b>	Operating		17.6301			
		Operating Com. Pers.		5.6301			
		Debt		8.3500			
		Total Non-PRE	\$6,246,381	23.5600	\$147,165		<b>\$306,064</b>
		Total PRE	\$28,240,017	5.5600	\$157,014		
		Total Com Personal	\$163,000	11.5600	\$1,884		
		Total Ind Personal	\$0	5.5600	\$0		
<b>TOTAL COMBINED</b>	<b>\$34,649,398</b>						
Interm. School	<b>St Joseph</b>	Operating	\$34,649,398	0.2283	\$7,910	2.9783	<b>\$103,196</b>
		Extra Voted		2.7500	\$95,286		
Comm. College	<b>Glen Oaks</b>		\$34,649,398	2.7249			<b>\$94,416</b>
State Education	<b>Michigan</b>		\$34,649,398	6.0000			<b>\$207,896</b>
<b>Totals for Taxable Status by School District</b>			<b>Summer</b>	<b>Winter</b>	<b>Total</b>		
<b>Sturgis School District(Non-PRE)</b>			10.5482	34.2633	44.8115		
<b>Sturgis School District(PRE)</b>			10.5482	16.6332	27.1814		
<b>Sturgis School District(Com. Personal)</b>			10.5482	22.2633	32.8115		
<b>Sturgis School District(Ind. Personal)</b>			4.5482	16.6332	21.1814		

**Florence Township**

**2014 Ad Valorem Taxes**

Taxing Entity	Name	Item of Tax	2014 Taxable Valuation	Amount of Tax Mills	Estimate of Tax Dollars	Total Tax Mills	Total Est. Tax Dollars
County	<b>St Joseph</b>	Operating	\$41,304,005	4.5482	\$187,859	7.1282	<b>\$294,423</b>
		Roads		1.0000	\$41,304		
		911		0.5000	\$20,652		
		C.O.A		0.7500	\$30,978		
		Transportation		0.3300	\$13,630		
Township	<b>Florence</b>	Operating	\$41,304,005	0.9164			<b>\$37,851</b>
School District	<b>Centreville</b>	Operating		18.0000			
		Operating Com. Pers.		6.0000			
		Debt		6.6400			
		Total Non-PRE	\$3,527,830	24.6400	\$86,926		<b>\$183,023</b>
		Total PRE	\$14,417,503	6.6400	\$95,732		
		Total Com Personal	\$28,900	12.6400	\$365		
		Total Ind Personal	\$0	6.6400	\$0		
TOTAL COMBINED	\$17,974,233						
School District	<b>Constantine</b>	Operating		18.0000			
		Operating Com. Pers.		6.0000			
		Debt		6.8000			
		Total Non-PRE	\$1,588,965	24.8000	\$39,406		<b>\$109,702</b>
		Total PRE	\$9,988,959	6.8000	\$67,925		
		Total Com Personal	\$185,200	12.8000	\$2,371		
		Total Ind Personal	\$0	6.8000	\$0		
TOTAL COMBINED	\$11,763,124						
School District	<b>Three Rivers</b>	Operating		18.0000			
		Operating Com. Pers.		5.6301			
		Debt		5.5600			
		Total Non-PRE	\$1,825,501	23.5600	\$43,009		<b>\$63,015</b>
		Total PRE	\$3,598,263	5.5600	\$20,006		
		Total Com Personal	\$0	11.5600	\$0		
		Total Ind Personal	\$0	5.5600	\$0		
TOTAL COMBINED	\$5,423,764						
School District	<b>White Pigeon</b>	Operating		18.0000			
		Operating Com. Pers.		6.0000			
		Sinking fund		3.0000			
		Debt		1.0000			
		Total Non-PRE	\$1,094,795	22.0000	\$24,085		<b>\$44,524</b>
		Total PRE	\$5,007,089	4.0000	\$20,028		
		Total Com Personal	\$41,000	10.0000	\$410		
Total Ind Personal	\$0	4.0000	\$0				
TOTAL COMBINED	\$6,142,884						
Interm. School	<b>St Joseph</b>	Operating	\$41,304,005	0.2283	\$9,430	2.9783	<b>\$123,016</b>
		Extra Voted		2.7500	\$113,586		
Comm. College	<b>Glen Oaks</b>		\$41,304,005	2.7249			<b>\$112,549</b>

State Education	<b>Michigan</b>	\$41,304,005	6.0000	<b>\$247,824</b>
-----------------	-----------------	--------------	--------	------------------

<b>Totals for Taxable Status by School District</b>	<b>Summer</b>	<b>Winter</b>	<b>Total</b>
<b>Centreville School District(Non-PRE)</b>	10.5482	33.8396	44.3878
<b>Centreville School District(PRE)</b>	10.5482	15.8396	26.3878
<b>Centreville School District(Com. Personal)</b>	10.5482	21.8396	32.3878
<b>Centreville School District(Ind. Personal)</b>	4.5482	15.8396	20.3878
<b>Constantine School District(Non-PRE)</b>	10.5482	33.9996	44.5478
<b>Constantine School District(PRE)</b>	10.5482	15.9996	26.5478
<b>Constantine School District(Com. Personal)</b>	10.5482	21.9996	32.5478
<b>Constantine School District(Ind. Personal)</b>	4.5482	15.9996	20.5478
<b>Three Rivers School District(Non-PRE)</b>	10.5482	32.7596	43.3078
<b>Three Rivers School District(PRE)</b>	10.5482	14.7596	25.3078
<b>Three Rivers School District(Com. Personal)</b>	10.5482	20.7596	31.3078
<b>Three Rivers School District(Ind. Personal)</b>	4.5482	14.7596	19.3078
<b>White Pigeon School District(Non-PRE)</b>	10.5482	31.1996	41.7478
<b>White Pigeon School District(PRE)</b>	10.5482	13.1996	23.7478
<b>White Pigeon School District(Com. Personal)</b>	10.5482	19.1996	29.7478
<b>White Pigeon School District(Ind. Personal)</b>	4.5482	13.1996	17.7478

**Flowerfield Township**

**2014 Ad Valorem Taxes**

Taxing Entity	Name	Item of Tax	2014 Taxable Valuation	Amount of Tax Mills	Estimate of Tax Dollars	Total Tax Mills	Total Est. Tax Dollars
County	<b>St Joseph</b>	Operating	\$51,175,800	4.5482	\$232,758	7.1282	<b>\$364,791</b>
		Roads		1.0000	\$51,176		
		911		0.5000	\$25,588		
		C.O.A		0.7500	\$38,382		
		Transportation		0.3300	\$16,888		

Township	<b>Flowerfield</b>	Operating	\$51,175,800	0.8886			<b>\$45,475</b>
----------	--------------------	-----------	--------------	--------	--	--	-----------------

School District	<b>Marcellus</b>	Operating		18.0000			
		Operating Com. Pers.		6.0000			
		Debt		8.7500			
		Total Non-PRE	\$651,937	26.75	\$17,439		<b>\$59,481</b>
		Total PRE	\$4,755,251	8.75	\$41,608		
		Total Com Personal	\$29,394	14.75	\$434		
		Total Ind Personal	\$0	8.75	\$0		
<b>TOTAL COMBINED</b>		<b>\$5,436,582</b>					

School District	<b>Three Rivers</b>	Operating		18.0000			
		Operating Com. Pers.		6.0000			
		Debt		5.5600			
		Total Non-PRE	\$9,783,956	23.5600	\$230,510		<b>\$432,074</b>
		Total PRE	\$35,679,743	5.5600	\$198,379		
		Total Com Personal	\$275,519	11.5600	\$3,185		
		Total Ind Personal	\$0	5.5600	\$0		
<b>TOTAL COMBINED</b>		<b>\$45,739,218</b>					

Interm. School	<b>Cass-Lewis</b>	Operating	\$5,436,582	0.2026	\$1,101	2.2317	<b>\$12,133</b>
		Extra Voted		2.0291	\$11,031		
	<b>St Joseph</b>	Operating	\$45,739,218	0.2283	\$10,442	2.9783	<b>\$136,225</b>
		Extra Voted		2.7500	\$125,783		

Comm. College	<b>Glen Oaks</b>		\$51,175,800	2.7249			<b>\$139,449</b>
---------------	------------------	--	--------------	--------	--	--	------------------

State Education	<b>Michigan</b>		\$51,175,800	6.0000			<b>\$307,055</b>
-----------------	-----------------	--	--------------	--------	--	--	------------------

Totals for Taxable Status by School District	Summer	Winter	Total
<b>Marcellus School District(Non-PRE)</b>	10.5482	35.1752	45.7234
<b>Marcellus School District(PRE)</b>	10.5482	17.1752	27.7234
<b>Marcellus School District(Com. Personal)</b>	10.5482	23.1752	33.7234
<b>Marcellus School District(Ind. Personal)</b>	4.5482	17.1752	21.7234
<b>Three Rivers School District(Non-PRE)</b>	10.5482	32.7318	43.2800
<b>Three Rivers School District(PRE)</b>	10.5482	14.7318	25.2800
<b>Three Rivers School District(Com. Personal)</b>	10.5482	20.7318	31.2800
<b>Three Rivers School District(Ind. Personal)</b>	4.5482	14.7318	19.2800

**Leonidas Township**

**2014 Ad Valorem Taxes**

Taxing Entity	Name	Item of Tax	2014 Taxable Valuation	Amount of Tax Mills	Estimate of Tax Dollars	Total Tax Mills	Total Est. Tax Dollars
County	<b>St Joseph</b>	Operating	\$41,659,659	4.5482	\$189,476	7.1282	<b>\$296,958</b>
		Roads		1.0000	\$41,660		
		911		0.5000	\$20,830		
		C.O.A		0.7500	\$31,245		
		Transportation		0.3300	\$13,748		
Township	<b>Leonidas</b>	Operating	\$41,659,659	0.9072	\$37,794	2.5814	<b>\$107,540</b>
		Fire/Ambulance Operating		1.6742	\$69,747		
School District	<b>Athens</b>	Operating		18.0000			
		Operating Com. Pers.		6.0000			
		Debt		4.3600			
		Total Non-PRE	\$5,600	22.3600	\$125		<b>\$5,312</b>
		Total PRE	\$271,841	4.3600	\$1,185		
		Total Com Personal	\$0	10.3600	\$2,816		
		Total Ind Personal	\$0	4.3600	\$1,185		
TOTAL COMBINED	\$277,441						
School District	<b>Colon</b>	Operating		18.0000			
		Operating Com. Pers.		6.0000			
		Debt		5.6000			
		Total Non-PRE	\$9,655,741	23.6000	\$227,875		<b>\$448,026</b>
		Total PRE	\$26,384,301	5.6000	\$54,072		
		Total Com Personal	\$112,300	11.6000	\$112,007		
		Total Ind Personal	\$0	5.6000	\$54,072		
TOTAL COMBINED	\$36,152,342						
School District	<b>Mendon</b>	Operating		18.0000			
		Operating Com. Pers.		6.0000			
		Debt		8.0000			
		Total Non-PRE	\$2,423,017	26.0000	\$62,998		<b>\$76,666</b>
		Total PRE	\$1,707,879	8.0000	\$13,663		
		Total Com Personal	\$300	14.0000	\$4		
		Total Ind Personal	\$0	8.0000	\$0		
TOTAL COMBINED	\$4,131,196						
School District	<b>Vicksburg</b>	Operating		18.0000			
		Operating Com. Pers.		6.0000			
		Debt		6.8500			
		Total Non-PRE	\$142,491	24.8500	\$3,541		<b>\$10,091</b>
		Total PRE	\$956,189	6.8500	\$6,550		
		Total Com Personal	\$0	12.8500	\$0		
		Total Ind Personal	\$0	6.8500	\$0		
TOTAL COMBINED	\$1,098,680						

Interm. School	<b>Calhoun</b>	Operating	\$277,441	0.2519	\$70	6.2057	<b>\$1,722</b>
		Extra Voted		5.9538	\$1,652		
	<b>St Joseph</b>	Operating	\$40,283,538	0.2283	\$9,197	2.9783	<b>\$119,976</b>
		Extra Voted		2.7500	\$110,780		
	<b>Kalamazoo Resa</b>	Operating	\$1,098,680	3.0416	\$3,342	4.8916	<b>\$5,374</b>
		Debt		1.8500	\$2,033		

Comm. College	<b>Glen Oaks</b>	Operating	\$40,283,538	2.7249			<b>\$109,769</b>
	<b>Kalamazoo Valley</b>	Operating	\$1,098,680	2.8135			<b>\$3,091</b>
	<b>Kellogg</b>	Operating	\$277,441	3.6136			<b>\$1,003</b>

State Education	<b>Michigan</b>		\$41,659,659	6.0000			<b>\$249,958</b>
-----------------	-----------------	--	--------------	--------	--	--	------------------

<b>Totals for Taxable Status by School District</b>	<b>Summer</b>	<b>Winter</b>	<b>Total</b>
<b>Athens School District(Non-PRE)</b>	12.3550	35.5339	47.8889
<b>Athens School District(PRE)</b>	12.3550	17.5339	29.8889
<b>Athens School District(Com. Personal)</b>	12.3550	23.5339	35.8889
<b>Athens School District(Ind. Personal)</b>	6.3550	17.5339	23.8889
<b>Colon School District(Non-PRE)</b>	10.5482	34.4646	45.0128
<b>Colon School District(PRE)</b>	10.5482	16.4646	27.0128
<b>Colon School District(Com. Personal)</b>	10.5482	22.4646	33.0128
<b>Colon School District(Ind. Personal)</b>	4.5482	16.4646	21.0128
<b>Mendon School District(Non-PRE)</b>	10.5482	36.8646	47.4128
<b>Mendon School District(PRE)</b>	10.5482	18.8646	29.4128
<b>Mendon School District(Com. Personal)</b>	10.5482	24.8646	35.4128
<b>Mendon School District(Ind. Personal)</b>	4.5482	18.8646	23.4128
<b>Vicksburg School District(Non-PRE)</b>	10.5482	37.7165	48.2647
<b>Vicksburg School District(PRE)</b>	10.5482	19.7165	30.2647
<b>Vicksburg School District(Com. Personal)</b>	10.5482	25.7165	36.2647
<b>Vicksburg School District(Ind. Personal)</b>	4.5482	19.7165	24.2647

**Lockport Township**

**2014 Ad Valorem Taxes**

Taxing Entity	Name	Item of Tax	2014 Taxable Valuation	Amount of Tax Mills	Estimate of Tax Dollars	Total Tax Mills	Total Est. Tax Dollars
County	<b>St Joseph</b>	Operating	\$101,383,161	4.5482	\$461,111	7.1282	<b>\$722,679</b>
		Roads		1.0000	\$101,383		
		911		0.5000	\$50,692		
		C.O.A		0.7500	\$76,037		
		Transportation		0.3300	\$33,456		
Township	<b>Lockport</b>	Operating	\$101,383,161	0.8894	\$90,170	1.4894	<b>\$151,000</b>
		Fire Protection		0.6000	\$60,830		
Village	<b>Centreville</b>	Operating	\$1,974,010	12.2461	\$24,174	12.2461	<b>\$24,174</b>
School District	<b>Centreville</b>	Operating		18.0000			
		Operating Com. Pers.		6.0000			
		Debt		6.6400			
		Total Non-PRE	\$4,832,365	24.6400	\$119,069		<b>\$256,444</b>
		Total PRE	\$20,577,232	6.6400	\$136,633		
		Total Com Personal	\$9,800	12.6400	\$124		
		Total Ind Personal	\$93,100	6.6400	\$618		
TOTAL COMBINED	\$25,512,497						
School District	<b>Mendon</b>	Operating		18.0000			
		Operating Com. Pers.		6.0000			
		Debt		8.0000			
		Total Non-PRE	\$331,614	26.0000	\$8,622		<b>\$15,950</b>
		Total PRE	\$916,062	8.0000	\$7,328		
		Total Com Personal	\$0	14.0000	\$0		
		Total Ind Personal	\$0	8.0000	\$0		
TOTAL COMBINED	\$1,247,676						
School District	<b>Three Rivers</b>	Operating		18.0000			
		Operating Com. Pers.		6.0000			
		Debt		5.5600			
		Total Non-PRE	\$17,032,187	23.5600	\$401,278		<b>\$724,916</b>
		Total PRE	\$57,018,601	5.5600	\$317,023		
		Total Com Personal	\$572,200	11.5600	\$6,615		
Total Ind Personal	\$0	5.5600	\$0				
TOTAL COMBINED	\$74,622,988						
Interm. School	<b>St Joseph</b>	Operating	\$101,383,161	0.2283	\$23,146	2.9783	<b>\$301,949</b>
		Extra Voted		2.7500	\$278,804		
Comm. College	<b>Glen Oaks</b>		\$101,383,161	2.7249			<b>\$276,259</b>
State Education	<b>Michigan</b>		\$101,290,061	6.0000			<b>\$607,740</b>

<b>Totals for Taxable Status by School District</b>	<b>Summer</b>	<b>Winter</b>	<b>Total</b>
<b>Centreville School District(Non-PRE)</b>	10.5482	34.4126	44.9608
<b>Centreville School District(PRE)</b>	10.5482	16.4126	26.9608
<b>Centreville School District(Com. Personal)</b>	10.5482	22.4126	32.9608
<b>Centreville School District(Ind. Personal)</b>	4.5482	16.4126	20.9608
<b>Mendon School District(Non-PRE)</b>	10.5482	35.7726	46.3208
<b>Mendon School District(PRE)</b>	10.5482	17.7726	28.3208
<b>Mendon School District(Com. Personal)</b>	10.5482	23.7726	34.3208
<b>Mendon School District(Ind. Personal)</b>	4.5482	17.7726	22.3208
<b>Three Rivers School District(Non-PRE)</b>	10.5482	33.3326	43.8808
<b>Three Rivers School District(PRE)</b>	10.5482	15.3326	25.8808
<b>Three Rivers School District(Com. Personal)</b>	10.5482	21.3326	31.8808
<b>Three Rivers School District(Ind. Personal)</b>	4.5482	15.3326	19.8808
<i>*Parcels located within Village limits add</i>	12.2461	0.0000	12.2461

**Mendon Township**

**2014 Ad Valorem Taxes**

Taxing Entity	Name	Item of Tax	2014 Taxable Valuation	Amount of Tax Mills	Estimate of Tax Dollars	Total Tax Mills	Total Est. Tax Dollars
County	<b>St Joseph</b>	Operating	\$90,692,548	4.5482	\$412,488	7.1282	<b>\$646,475</b>
		Roads		1.0000	\$90,693		
		911		0.5000	\$45,346		
		C.O.A		0.7500	\$68,019		
		Transportation		0.3300	\$29,929		
Township	<b>Mendon</b>	Operating	\$90,692,548	0.9726	\$88,208	3.5624	<b>\$323,083</b>
		Library Operating		0.9752	\$88,443		
		Fire		1.2972	\$117,646		
		Ambulance		0.3174	\$28,786		
Village	<b>Mendon</b>	Operating	\$24,902,972	9.1643	\$228,218	9.1643	<b>\$228,218</b>
School District	<b>Mendon</b>	Operating		18.0000			
		Operating Com. Pers.		6.0000			
		Debt		8.0000			
		Total Non-PRE	\$29,677,383	26.0000	\$771,612		<b>\$1,225,195</b>
		Total PRE	\$44,127,889	8.0000	\$353,023		
		Total Com Personal	\$737,400	14.0000	\$10,324		
		Total Ind Personal	\$11,279,500	8.0000	\$90,236		
TOTAL COMBINED	\$85,822,172						
School District	<b>Vicksburg</b>	Operating		18.0000			
		Operating Com. Pers.		6.0000			
		Debt		6.8500			
		Total Non-PRE	\$1,914,311	24.8500	\$47,571		<b>\$68,224</b>
		Total PRE	\$2,888,665	6.8500	\$19,787		
		Total Com Personal	\$67,400	12.8500	\$866		
		Total Ind Personal	\$0	6.8500	\$0		
TOTAL COMBINED	\$4,870,376						
Interm. School	<b>St Joseph</b>	Operating	\$85,822,172	0.2283	\$19,593	2.9783	<b>\$255,604</b>
		Extra Voted		2.7500	\$236,011		
	<b>Kalamazoo Resa</b>	Operating	\$4,870,376	3.0416	\$14,814	4.8916	<b>\$23,824</b>
		Debt		1.8500	\$9,010		
Comm. College	<b>Glen Oaks</b>	Operating	\$85,822,172	2.7249			<b>\$233,857</b>
	<b>Kalamazoo Valley</b>	Operating	\$4,870,376	2.8135			<b>\$13,703</b>
State Education	<b>Michigan</b>		\$79,413,048	6.0000			<b>\$476,478</b>

<b>Totals for Taxable Status by School District</b>	<b>Summer</b>	<b>Winter</b>	<b>Total</b>
<b>Mendon School District(Non-PRE)</b>	10.5482	37.8456	48.3938
<b>Mendon School District(PRE)</b>	10.5482	19.8456	30.3938
<b>Mendon School District(Com. Personal)</b>	10.5482	25.8456	36.3938
<b>Mendon School District(Ind. Personal)</b>	4.5482	19.8456	24.3938
<b>Vicksburg School District(Non-PRE)</b>	10.5482	38.6975	49.2457
<b>Vicksburg School District(PRE)</b>	10.5482	20.6975	31.2457
<b>Vicksburg School District(Com. Personal)</b>	10.5482	26.6975	37.2457
<b>Vicksburg School District(Ind. Personal)</b>	4.5482	20.6975	25.2457
<i>*Parcels located within Village limits add</i>	9.16430	0	9.1643

**Mottville Township**

**2014 Ad Valorem Taxes**

Taxing Entity	Name	Item of Tax	2014 Taxable Valuation	Amount of Tax Mills	Estimate of Tax Dollars	Total Tax Mills	Total Est. Tax Dollars
County	<b>St Joseph</b>	Operating	\$57,751,665	4.5482	\$262,666	7.1282	<b>\$411,665</b>
		Roads		1.0000	\$57,752		
		911		0.5000	\$28,876		
		C.O.A		0.7500	\$43,314		
		Transportation		0.3300	\$19,058		

Township	<b>Mottville</b>	Operating	\$57,751,665	0.9401			<b>\$54,292</b>
----------	------------------	-----------	--------------	--------	--	--	-----------------

School District	<b>Constantine</b>	Operating		18.0000			
		Operating Com. Pers.		6.0000			
		Debt		6.8000			
		Total Non-PRE	\$1,646,995	24.8000	\$40,845		<b>\$255,442</b>
		Total PRE	\$8,128,666	6.8000	\$55,275		
		Total Com Personal	\$111,500	12.8000	\$104,047		
		Total Ind Personal	\$0	6.8000	\$55,275		
<b>TOTAL COMBINED</b>		<b>\$9,887,161</b>					

School District	<b>White Pigeon</b>	Operating		18.0000			
		Operating Com. Pers.		6.0000			
		Sinking Fund		3.0000			
		Debt		1.0000			
		Total Non-PRE	\$19,203,142	22.0000	\$422,469		<b>\$550,970</b>
		Total PRE	\$20,614,962	4.0000	\$82,460		
		Total Com Personal	\$2,309,200	10.0000	\$23,092		
Total Ind Personal	\$5,737,200	4.0000	\$22,949				
<b>TOTAL COMBINED</b>		<b>\$47,864,504</b>					

Interm. School	<b>St Joseph</b>	Operating	\$57,751,665	0.2283	\$13,185	2.9783	<b>\$172,002</b>
		Extra Voted		2.7500	\$158,817		

Comm. College	<b>Glen Oaks</b>		\$57,751,665	2.7249		2.7249	<b>\$157,368</b>
---------------	------------------	--	--------------	--------	--	--------	------------------

State Education	<b>Michigan</b>		\$52,014,465	6.0000		6.0000	<b>\$312,087</b>
-----------------	-----------------	--	--------------	--------	--	--------	------------------

Totals for Taxable Status by School District	Summer	Winter	Total
<b>Constantine School District(Non-PRE)</b>	10.5482	34.0233	44.5715
<b>Constantine School District(PRE)</b>	10.5482	16.0233	26.5715
<b>Constantine School District(Com. Personal)</b>	10.5482	22.0233	32.5715
<b>Constantine School District(Ind. Personal)</b>	4.5482	16.0233	20.5715
<b>White Pigeon School District(Non-PRE)</b>	10.5482	31.2233	41.7715
<b>White Pigeon School District(PRE)</b>	10.5482	13.2233	23.7715
<b>White Pigeon School District(Com. Personal)</b>	10.5482	19.2233	29.7715
<b>White Pigeon School District(Ind. Personal)</b>	4.5482	13.2233	17.7715

**Nottawa Township**

**2014 Ad Valorem Taxes**

Taxing Entity	Name	Item of Tax	2014 Taxable Valuation	Amount of Tax Mills	Estimate of Tax Dollars	Total Tax Mills	Total Est. Tax Dollars
County	<b>St Joseph</b>	Operating	\$114,677,633	4.5482	\$521,577	7.1282	<b>\$817,445</b>
		Roads		1.0000	\$114,678		
		911		0.5000	\$57,339		
		C.O.A		0.7500	\$86,008		
		Transportation		0.3300	\$37,844		
Township	<b>Nottawa</b>	Operating	\$114,677,633	0.8643	\$99,116	2.4994	<b>\$286,625</b>
		Library Operating		1.6351	\$187,509		
Village	<b>Centreville</b>	Operating	\$18,317,755	12.2461	\$224,321	12.2461	<b>\$ 224,321</b>
School District	<b>Centreville</b>	Operating		18.0000			
		Operating Com. Pers.		6.0000			
		Debt		6.6400			
		Total Non-PRE	\$16,828,489	24.6400	\$414,654		<b>\$669,024</b>
		Total PRE	\$35,808,916	6.6400	\$237,771		
		Total Com Personal	\$1,016,800	12.6400	\$12,852		
		Total Ind Personal	\$564,200	6.6400	\$3,746		
TOTAL COMBINED	\$54,218,405						
School District	<b>Colon</b>	Operating		18.0000			
		Operating Com. Pers.		6.0000			
		Debt		5.6000			
		Total Non-PRE	\$613,998	23.6000	\$14,490		<b>\$49,043</b>
		Total PRE	\$2,652,402	5.6000	\$3,438		
		Total Com Personal	\$61,900	11.6000	\$30,768		
		Total Ind Personal	\$0	5.6000	\$347		
TOTAL COMBINED	\$3,328,300						
School District	<b>Mendon</b>	Operating		18.0000			
		Operating Com. Pers.		6.0000			
		Debt		8.0000			
		Total Non-PRE	\$1,733,727	26.0000	\$45,077		<b>\$116,101</b>
		Total PRE	\$8,624,237	8.0000	\$68,994		
		Total Com Personal	\$145,000	14.0000	\$2,030		
		Total Ind Personal	\$0	8.0000	\$0		
TOTAL COMBINED	\$10,502,964						
School District	<b>Nottawa</b>	Operating		18.0000			
		Operating Com. Pers.		6.0000			
		Total Non-PRE	\$15,956,187	18.0000	\$287,211		<b>\$288,335</b>
		Total PRE	\$30,484,477	0.0000	\$0		
		Total Com Personal	\$187,300	6.0000	\$1,124		
		Total Ind Personal	\$0	0.0000	\$0		
TOTAL COMBINED	\$46,627,964						
Interm. School	<b>St Joseph</b>	Operating	\$114,677,633	0.2283	\$ 26,181	2.9783	<b>\$341,544</b>
		Extra Voted		2.7500	\$ 315,363		
Comm. College	<b>Glen Oaks</b>		\$114,677,633	2.7249			<b>\$312,485</b>

State Education	Michigan	\$114,113,433	6.0000	<b>\$684,681</b>
-----------------	----------	---------------	--------	------------------

Totals for Taxable Status by School District	Summer	Winter	Total
Centreville School District(Non-PRE)	10.5482	35.4226	45.9708
Centreville School District(PRE)	10.5482	17.4226	27.9708
Centreville School District(Com. Personal)	10.5482	23.4226	33.9708
Centreville School District(Ind. Personal)	4.5482	17.4226	21.9708
Colon School District(Non-PRE)	10.5482	34.3826	44.9308
Colon School District(PRE)	10.5482	16.3826	26.9308
Colon School District(Com. Personal)	10.5482	22.3826	32.9308
Colon School District(Ind. Personal)	4.5482	16.3826	20.9308
Mendon School District(Non-PRE)	10.5482	36.7826	47.3308
Mendon School District(PRE)	10.5482	18.7826	29.3308
Mendon School District(Com. Personal)	10.5482	24.7826	35.3308
Mendon School District(Ind. Personal)	4.5482	18.7826	23.3308
Nottawa School District(Non-PRE)	10.5482	28.7826	39.3308
Nottawa School District(PRE)	10.5482	10.7826	21.3308
Nottawa School District(Com. Personal)	10.5482	16.7826	27.3308
Nottawa School District(Ind. Personal)	4.5482	10.7826	15.3308
<i>*Parcels located within Village limits add</i>	12.2461	0	12.2461

**Park Township**

**2014 Ad Valorem Taxes**

Taxing Entity	Name	Item of Tax	2014 Taxable Valuation	Amount of Tax Mills	Estimate of Tax Dollars	Total Tax Mills	Total Est. Tax Dollars
County	<b>St Joseph</b>	Operating	\$121,533,349	4.5482	\$552,758	7.1282	<b>\$866,314</b>
		Roads		1.0000	\$121,533		
		911		0.5000	\$60,767		
		C.O.A		0.7500	\$91,150		
		Transportation		0.3300	\$40,106		
Township	<b>Park</b>	Operating	\$121,533,349	0.9587	\$116,514	1.6423	<b>\$199,594</b>
		Fire Operating		0.6836	\$83,080		
School District	<b>Mendon</b>	Operating		18.0000			
		Operating Com. Pers.		6.0000			
		Debt		8.0000			
		Total Non-PRE	\$14,212,590	26.0000	\$369,527		<b>\$550,796</b>
		Total PRE	\$19,838,158	8.0000	\$158,705		
		Total Com Personal	\$154,900	14.0000	\$2,169		
		Total Ind Personal	\$2,549,400	8.0000	\$20,395		
TOTAL COMBINED	\$36,755,048						
School District	<b>Three Rivers</b>	Operating		18.0000			
		Operating Com. Pers.		6.0000			
		Debt		5.5600			
		Total Non-PRE	\$29,846,763	23.5600	\$703,190		<b>\$972,361</b>
		Total PRE	\$44,394,287	5.5600	\$246,832		
		Total Com Personal	\$823,500	11.5600	\$9,520		
		Total Ind Personal	\$2,305,700	5.5600	\$12,820		
TOTAL COMBINED	\$77,370,250						
School District	<b>Vicksburg</b>	Operating		18.0000			
		Operating Com. Pers.		6.0000			
		Debt		6.8500			
		Total Non-PRE	\$771,644	24.8500	\$19,175		<b>\$64,130</b>
		Total PRE	\$6,562,749	6.8500	\$44,955		
		Total Com Personal	\$0	12.8500	\$0		
		Total Ind Personal	\$0	6.8500	\$0		
TOTAL COMBINED	\$7,334,393						
Interm. School	<b>St Joseph</b>	Operating	\$114,125,298	0.2283	\$26,055	2.9783	<b>\$339,899</b>
		Extra Voted		2.7500	\$313,845		
	<b>Kalamazoo Resa</b>	Operating	\$7,334,393	3.0416	\$22,308	4.8916	<b>\$35,877</b>
		Debt		1.8500	\$13,569		
Comm. College	<b>Glen Oaks</b>	Operating	\$114,125,298	2.7249			<b>\$310,980</b>
	<b>Kalamazoo Valley</b>	Operating	\$7,334,393	2.8135			<b>\$20,635</b>
State Education	<b>Michigan</b>		\$116,604,591	6.0000			<b>\$699,628</b>

<b>Totals for Taxable Status by School District</b>	<b>Summer</b>	<b>Winter</b>	<b>Total</b>
<b>Mendon School District(Non-PRE)</b>	10.5482	35.9255	46.4737
<b>Mendon School District(PRE)</b>	10.5482	17.9255	28.4737
<b>Mendon School District(Com. Personal)</b>	10.5482	23.9255	34.4737
<b>Mendon School District(Ind. Personal)</b>	4.5482	17.9255	22.4737
<b>Three Rivers School District(Non-PRE)</b>	10.5482	33.4855	44.0337
<b>Three Rivers School District(PRE)</b>	10.5482	15.4855	26.0337
<b>Three Rivers School District(Com. Personal)</b>	10.5482	21.4855	32.0337
<b>Three Rivers School District(Ind. Personal)</b>	4.5482	15.4855	20.0337
<b>Vicksburg School District(Non-PRE)</b>	10.5482	36.7774	47.3256
<b>Vicksburg School District(PRE)</b>	10.5482	18.7774	29.3256
<b>Vicksburg School District(Com. Personal)</b>	10.5482	24.7774	35.3256
<b>Vicksburg School District(Ind. Personal)</b>	4.5482	18.7774	23.3256

**Sherman Township**

**2014 Ad Valorem Taxes**

Taxing Entity	Name	Item of Tax	2014 Taxable Valuation	Amount of Tax Mills	Estimate of Tax Dollars	Total Tax Mills	Total Est. Tax Dollars
County	<b>St Joseph</b>	Operating	\$125,049,952	4.5482	\$568,752	7.1282	<b>\$891,381</b>
		Roads		1.0000	\$125,050		
		911		0.5000	\$62,525		
		C.O.A		0.7500	\$93,787		
		Transportation		0.3300	\$41,266		
Township	<b>Sherman</b>	Operating	\$125,049,952	0.5000			<b>\$62,525</b>
Library	<b>Sturgis</b>	Operating	\$125,049,952	1.1000			<b>\$137,555</b>
School District	<b>Burr Oak</b>	Operating		18.0000			
		Operating Com. Pers.		6.0000			
		Total Non-PRE	\$3,600	18.0000	\$65		<b>\$65</b>
		Total PRE	\$0	0.0000	\$0		
		Total Com Personal	\$0	6.0000	\$0		
		Total Ind Personal	\$0	0.0000	\$0		
TOTAL COMBINED	\$3,600						
School District	<b>Centreville</b>	Operating		18.0000			
		Operating Com. Pers.		6.0000			
		Debt		6.6400			
		Total Non-PRE	\$17,600,144	24.6400	\$433,668		<b>\$694,021</b>
		Total PRE	\$39,169,679	6.6400	\$260,087		
		Total Com Personal	\$21,100	12.6400	\$267		
Total Ind Personal	\$0	6.6400	\$0				
TOTAL COMBINED	\$56,790,923						
School District	<b>Nottawa</b>	Operating		18.0000			
		Operating Com. Pers.		6.0000			
		Total Non-PRE	\$3,426,469	18.0000	\$61,676		<b>\$61,676</b>
		Total PRE	\$5,004,129	0.0000	\$0		
		Total Com Personal	\$0	6.0000	\$0		
		Total Ind Personal	\$0	0.0000	\$0		
TOTAL COMBINED	\$8,430,598						
School District	<b>Sturgis</b>	Operating		17.6301			
		Operating Com. Pers.		5.6301			
		Debt		8.3500			
		Total Non-PRE	\$14,243,801	25.9801	\$370,055		<b>\$749,827</b>
		Total PRE	\$45,401,930	8.3500	\$379,106		
		Total Com Personal	\$47,600	13.9801	\$665		
Total Ind Personal	\$0	8.3500	\$0				
TOTAL COMBINED	\$59,693,331						

	Operating		18.0000			
	Operating Com. Pers.		6.0000			
	Sinking Fund		3.0000			
	Debt		1.0000			
School District	<b>White Pigeon</b>	Total Non-PRE	\$0	22.0000	\$0	<b>\$526</b>
		Total PRE	\$131,500	4.0000	\$526	
		Total Com Personal	\$0	10.0000	\$0	
		Total Ind Personal	\$0	4.0000	\$0	
		<b>TOTAL COMBINED</b>	<b>\$131,500</b>			

Interm. School	<b>St Joseph</b>	Operating	\$125,049,952	0.2283	\$28,549	2.9783	<b>\$372,436</b>
		Extra Voted		2.7500	\$343,887		

Comm. College	<b>Glen Oaks</b>		\$125,049,952	2.7249			<b>\$340,749</b>
---------------	------------------	--	---------------	--------	--	--	------------------

State Education	<b>Michigan</b>		\$125,049,952	6.0000			<b>\$750,300</b>
-----------------	-----------------	--	---------------	--------	--	--	------------------

<b>Totals for Taxable Status by School District</b>	<b>Summer</b>	<b>Winter</b>	<b>Total</b>
<b>Burr Oak School District(Non-PRE)</b>	10.5482	26.7832	37.3314
<b>Burr Oak School District(PRE)</b>	10.5482	8.7832	19.3314
<b>Burr Oak School District(Com. Personal)</b>	10.5482	14.7832	25.3314
<b>Burr Oak School District(Ind. Personal)</b>	4.5482	8.7832	13.3314
<b>Centreville School District(Non-PRE)</b>	10.5482	33.4232	43.9714
<b>Centreville School District(PRE)</b>	10.5482	15.4232	25.9714
<b>Centreville School District(Com. Personal)</b>	10.5482	21.4232	31.9714
<b>Centreville School District(Ind. Personal)</b>	4.5482	15.4232	19.9714
<b>Nottawa School District(Non-PRE)</b>	10.5482	26.7832	37.3314
<b>Nottawa School District(PRE)</b>	10.5482	8.7832	19.3314
<b>Nottawa School District(Com. Personal)</b>	10.5482	14.7832	25.3314
<b>Nottawa School District(Ind. Personal)</b>	4.5482	8.7832	13.3314
<b>Sturgis School District(Non-PRE)</b>	10.5482	34.7633	45.3115
<b>Sturgis School District(PRE)</b>	10.5482	17.1332	27.6814
<b>Sturgis School District(Com. Personal)</b>	10.5482	22.7633	33.3115
<b>Sturgis School District(Ind. Personal)</b>	4.5482	17.1332	21.6814
<b>White Pigeon School District(Non-PRE)</b>	10.5482	30.7832	41.3314
<b>White Pigeon School District(PRE)</b>	10.5482	12.7832	23.3314
<b>White Pigeon School District(Com. Personal)</b>	10.5482	18.7832	29.3314
<b>White Pigeon School District(Ind. Personal)</b>	4.5482	12.7832	17.3314

**Sturgis Township**

**2014 Ad Valorem Taxes**

Taxing Entity	Name	Item of Tax	2014 Taxable Valuation	Amount of Tax Mills	Estimate of Tax Dollars	Total Tax Mills	Total Est. Tax Dollars
County	<b>St Joseph</b>	Operating	\$48,973,945	4.5482	\$222,743	7.1282	<b>\$349,096</b>
		Roads		1.0000	\$48,974		
		911		0.5000	\$24,487		
		C.O.A		0.7500	\$36,730		
		Transportation		0.3300	\$16,161		
Township	<b>Sturgis</b>	Operating	\$48,973,945	0.0000			<b>\$0</b>
Library	<b>Sturgis</b>	Operating	\$48,973,945	1.1000			<b>\$53,871</b>
School District	<b>Sturgis</b>	Operating		17.6301			
		Operating Com. Pers.		5.6301			
		Debt		8.3500			
		Total Non-PRE	\$14,657,698	25.9801	\$380,808		<b>\$668,418</b>
		Total PRE	\$32,717,643	8.3500	\$273,192		
		Total Com Personal	\$189,904	13.9801	\$2,655		
		Total Ind Personal	\$1,408,700	8.3500	\$11,763		
TOTAL COMBINED	\$48,973,945						
Interm. School	<b>St Joseph</b>	Operating	\$48,973,945	0.2283	\$11,181	2.9783	<b>\$145,859</b>
		Extra Voted		2.7500	\$134,678		
Comm. College	<b>Glen Oaks</b>		\$48,973,945	2.7249			<b>\$133,449</b>
State Education	<b>Michigan</b>		\$47,565,245	6.0000			<b>\$285,391</b>

Totals for Taxable Status by School District	Summer	Winter	Total
Sturgis School District(Non-PRE)	10.5482	34.2633	44.8115
Sturgis School District(PRE)	10.5482	16.6332	27.1814
Sturgis School District(Com. Personal)	10.5482	22.2633	32.8115
Sturgis School District(Ind. Personal)	4.5482	16.6332	21.1814

**White Pigeon Township**

**2014 Ad Valorem Taxes**

Taxing Entity	Name	Item of Tax	2014 Taxable Valuation	Amount of Tax Mills	Estimate of Tax Dollars	Total Tax Mills	Total Est. Tax Dollars
County	<b>St Joseph</b>	Operating	\$190,795,980	4.5482	\$867,778	7.1282	<b>\$1,360,032</b>
		Roads		1.0000	\$190,796		
		911		0.5000	\$95,398		
		C.O.A		0.7500	\$143,097		
		Transportation		0.3300	\$62,963		

Township	<b>White Pigeon</b>	Operating	\$190,795,980	0.9082	\$173,281	1.8569	<b>\$354,289</b>
		Library		0.9487	\$181,008		

Village	<b>White Pigeon</b>	Operating	\$26,331,135	9.8737	\$259,986	10.2087	<b>\$268,807</b>
		Ambulance		0.3350	\$8,821		

School District	<b>White Pigeon</b>	Operating		18.0000			
		Operating Com. Pers.		6.0000			
		Sinking Fund		3.0000			
		Debt		1.0000			
		Total Non-PRE	\$101,232,459	22.0000	\$2,227,114		<b>\$2,588,756</b>
		Total PRE	\$84,744,621	4.0000	\$338,978		
		Total Com Personal	\$564,700	10.0000	\$5,647		
Total Ind Personal	\$4,254,200	4.0000	\$17,017				
		<b>TOTAL COMBINED</b>	<b>\$190,795,980</b>				

Interm. School	<b>St Joseph</b>	Operating	\$190,795,980	0.2283	\$43,559	2.9783	<b>\$568,248</b>
		Extra Voted		2.7500	\$524,689		

Comm. College	<b>Glen Oaks</b>		\$190,795,980	2.7249			<b>\$519,900</b>
---------------	------------------	--	---------------	--------	--	--	------------------

State Education	<b>Michigan</b>		\$186,541,780	6.0000			<b>\$1,119,251</b>
-----------------	-----------------	--	---------------	--------	--	--	--------------------

Totals for Taxable Status by School District	Summer	Winter	Total
<b>White Pigeon School District(Non-PRE)</b>	10.5482	32.1401	42.6883
<b>White Pigeon School District(PRE)</b>	10.5482	14.1401	24.6883
<b>White Pigeon School District(Com. Personal)</b>	10.5482	20.1401	30.6883
<b>White Pigeon School District(Ind. Personal)</b>	4.5482	14.1401	18.6883
<i>*Parcels located within Village limits add</i>	10.2087	0.0000	10.2087

**Three Rivers City**

**2014 Ad Valorem Taxes**

Taxing Entity	Name	Item of Tax	2014 Taxable Valuation	Amount of Tax Mills	Estimate of Tax Dollars	Total Tax Mills	Total Est. Tax Dollars
County	<b>St Joseph</b>	Operating	\$206,734,879	4.5482	\$940,272	7.1282	<b>\$1,473,648</b>
		Roads		1.0000	\$206,735		
		911		0.5000	\$103,367		
		C.O.A		0.7500	\$155,051		
		Transportation		0.3300	\$68,223		
City	<b>Three Rivers</b>	Operating	\$206,734,879	11.4253	\$2,362,008	19.6158	<b>\$4,055,270</b>
		Roads/Sidewalks		3.67590	\$759,937		
		Library Operating		1.68000	\$347,315		
		Ambulance		1.95960	\$405,118		
		Solid Waste		0.87500	\$180,893		
City	<b>DDA</b>	Operating	\$11,559,128	1.00000			<b>\$11,559</b>
School District	<b>Three Rivers</b>	Operating		18.0000			
		Operating Com. Pers.		6.0000			
		Debt		5.5600			
		Total Non-PRE	\$92,688,593	23.5600	\$2,183,743		<b>\$2,877,440</b>
		Total PRE	\$47,084,186	5.5600	\$261,788		
		Total Com Personal	\$9,933,200	11.5600	\$114,828		
		Total Ind Personal	\$57,028,900	5.5600	\$317,081		
TOTAL COMBINED	\$206,734,879						
Interm. School	<b>St Joseph</b>	Operating	\$206,734,879	0.2283	\$47,198	2.9783	<b>\$615,718</b>
		Extra Voted		2.7500	\$568,521		
Comm. College	<b>Glen Oaks</b>	Operating	\$206,734,879	2.7249			<b>\$563,332</b>
State Education	<b>Michigan</b>		\$149,705,979	6.0000			<b>\$898,236</b>
<b>Totals for Taxable Status by School District</b>			<b>Summer</b>	<b>Winter</b>	<b>Total</b>		
<b>Three Rivers School District(Non-PRE)</b>			24.5285	37.4787	62.0072		
<b>Three Rivers School District(PRE)</b>			24.5285	19.4787	44.0072		
<b>Three Rivers School District(Com. Personal)</b>			24.5285	25.4787	50.0072		
<b>Three Rivers School District(Ind. Personal)</b>			18.5285	19.4787	38.0072		
<i>*Parcels located within DDA add</i>			1.0000	0.0000	1.0000		

**Sturgis City**

**2014 Ad Valorem Taxes**

Taxing Entity	Name	Item of Tax	2014 Taxable Valuation	Amount of Tax Mills	Estimate of Tax Dollars	Total Tax Mills	Total Est. Tax Dollars
County	<b>St Joseph</b>	Operating	\$240,581,501	4.5482	\$1,094,213	7.1282	<b>\$1,714,913</b>
		Roads		1.0000	\$240,582		
		911		0.5000	\$120,291		
		C.O.A		0.7500	\$180,436		
		Transportation		0.3300	\$79,392		
City	<b>Sturgis</b>	Operating	\$240,581,501	10.0285	\$2,412,672	13.0285	<b>\$3,134,416</b>
		Streets/Sidewalks		3.0000	\$721,745		
Library	<b>Sturgis</b>	Operating	\$240,581,501	1.1000			<b>\$264,640</b>
School District	<b>Sturgis</b>	Operating		17.6301			
		Operating Com. Pers.		5.6301			
		Debt		8.3500			
		Total Non-PRE	\$95,598,497	25.9801	\$2,483,659		<b>\$3,731,092</b>
		Total PRE	\$86,871,304	8.3500	\$725,375		
		Total Com Personal	\$6,540,800	13.9801	\$91,441		
		Total Ind Personal	\$51,570,900	8.3500	\$430,617		
TOTAL COMBINED		\$240,581,501					
Interm. School	<b>St Joseph</b>	Operating	\$240,581,501	0.2283	\$54,925	2.9783	<b>\$716,524</b>
		Extra Voted		2.7500	\$661,599		
Comm. College	<b>Glen Oaks</b>		\$240,581,501	2.7249			<b>\$655,561</b>
State Education	<b>Michigan</b>		\$189,010,601	6.0000			<b>\$1,134,064</b>

Totals for Taxable Status by School District	Summer	Winter	Total
<b>Sturgis School District(Non-PRE)</b>	23.5767	34.2633	57.8400
<b>Sturgis School District(PRE)</b>	23.5767	16.6332	40.2099
<b>Sturgis School District(Com. Personal)</b>	23.5767	22.2633	45.8400
<b>Sturgis School District(Ind. Personal)</b>	17.5767	16.6332	34.2099

## Compilation of Overall Estimated Tax Revenue

Local Governmental Units	Overall Millage Rate	Taxable Value	Estimated Tax Dollars
001 Burr Oak Township	0.9144	\$57,877,100	\$52,923
002 Colon Township	4.1855	\$94,794,457	\$396,762
003 Constantine Township	1.4452	\$115,403,546	\$166,781
004 Fabius Township	0.0000	\$168,460,083	\$0
005 Fawn River Township	0.0000	\$34,649,398	\$0
006 Florence Township	0.9164	\$41,304,005	\$37,851
007 Flowerfield Township	0.8886	\$51,175,800	\$45,475
008 Leonidas Township	2.5814	\$41,659,659	\$107,540
009 Lockport Township	1.4894	\$101,383,161	\$151,000
010 Mendon Township	3.5624	\$90,692,548	\$323,083
011 Mottville Township	0.9401	\$57,751,665	\$54,292
012 Nottawa Township	2.4994	\$114,677,633	\$286,625
013 Park Township	1.6423	\$121,533,349	\$199,594
014 Sherman Township	0.5000	\$125,049,952	\$62,525
015 Sturgis Township	0.0000	\$48,973,945	\$0
016 White Pigeon Township	1.8569	\$190,795,980	\$354,289
051 Three Rivers City	19.6158	\$206,734,879	\$4,055,270
052 Sturgis City	13.0285	\$240,581,501	\$3,134,416
040 Burr Oak Village	15.7624	\$7,695,361	\$121,297
041 Colon Village	14.5710	\$25,506,706	\$371,658
042 Centreville Village	12.2461	\$20,291,765	\$248,495
043 Constantine Village	16.0500	\$47,444,198	\$761,479
044 Mendon Village	9.1643	\$24,902,972	\$228,218
045 White Pigeon Village	10.2087	\$26,331,135	\$268,807

Authorities	Overall Millage Rate	Taxable Value	Estimated Tax Dollars
Sturgis District Library	1.1000	\$449,254,796	\$494,180
Three Rivers DDA	1.0000	\$11,559,128	\$11,559

St. Joseph County	Overall Millage Rate	Taxable Value	Estimated Tax Dollars
Operating	4.5482	\$1,903,498,661	\$8,657,493
Roads	1.0000	\$1,903,498,661	\$1,903,499
911	0.5000	\$1,903,498,661	\$951,749
C.O.A	0.7500	\$1,903,498,661	\$1,427,624
Transportation	0.3300	\$1,903,498,661	\$628,155
Total	7.1282	\$1,903,498,661	\$13,568,519

Intermediate School Districts and Colleges	Overall Millage Rate	Taxable Value	Estimated Tax Dollars
Branch County ISD	8.2061	\$58,934	\$484
Calhoun County ISD	6.2057	\$277,441	\$1,722
Lewis Cass ISD	2.2317	\$5,436,582	\$12,133
Kalamazoo Resa	4.8916	\$13,303,449	\$65,075
St. Joseph County ISD	2.9783	\$1,884,348,597	\$5,612,155
Kalamazoo Valley CC	2.8135	\$13,303,449	\$37,429
Kellogg CC	3.6136	\$277,441	\$1,003
Glen Oaks CC	2.7249	\$1,884,348,597	\$5,134,661

## Compilation of Overall Estimated Tax Revenue

School	Taxable Value	Operating Millage	Operating Tax Dollars	Extra Voted Millage	Extra Voted Tax Dollars	Debt Millage	Debt Tax Dollars	Total Est. Tax Dollars
Athens School District(Non-PRE)	\$5,600	18.0000	\$101	0.0000	\$0	4.3600	\$24	\$125
Athens School District(PRE)	\$271,841	0.0000	\$0	0.0000	\$0	4.3600	\$1,185	\$1,185
Athens School District(Com. Personal)	\$0	6.0000	\$0	0.0000	\$0	4.3600	\$0	\$0
Athens School District(Ind. Personal)	\$0	0.0000	\$0	0.0000	\$0	4.3600	\$0	\$0
<b>Totals</b>	<b>\$277,441</b>		<b>\$101</b>		<b>\$0</b>		<b>\$1,210</b>	<b>\$1,310</b>
Bronson School District(Non-PRE)	\$4,423	17.7264	\$78	2.0000	\$9	0.0000	\$0	\$87
Bronson School District(PRE)	\$54,511	0.0000	\$0	2.0000	\$109	0.0000	\$0	\$109
Bronson School District(Com. Personal)	\$0	5.7264	\$0	2.0000	\$0	0.0000	\$0	\$0
Bronson School District(Ind. Personal)	\$0	0.0000	\$0	2.0000	\$0	0.0000	\$0	\$0
<b>Totals</b>	<b>\$58,934</b>		<b>\$78</b>		<b>\$118</b>		<b>\$0</b>	<b>\$196</b>
Burr Oak School District(Non-PRE)	\$9,514,814	18.0000	\$171,267	0.0000	\$0	0.0000	\$0	\$171,267
Burr Oak School District(PRE)	\$25,548,419	0.0000	\$0	0.0000	\$0	0.0000	\$0	\$0
Burr Oak School District(Com. Personal)	\$201,800	6.0000	\$1,211	0.0000	\$0	0.0000	\$0	\$1,211
Burr Oak School District(Ind. Personal)	\$263,300	0.0000	\$0	0.0000	\$0	0.0000	\$0	\$0
<b>Totals</b>	<b>\$35,528,333</b>		<b>\$172,477</b>		<b>\$0</b>		<b>\$0</b>	<b>\$172,477</b>
Centreville School District(Non-PRE)	\$42,788,828	18.0000	\$770,199	0.0000	\$0	6.6400	\$284,118	\$1,054,317
Centreville School District(PRE)	\$109,973,330	0.0000	\$0	0.0000	\$0	6.6400	\$730,223	\$730,223
Centreville School District(Com. Personal)	\$1,076,600	6.0000	\$6,460	0.0000	\$0	6.6400	\$7,149	\$13,608
Centreville School District(Ind. Personal)	\$657,300	0.0000	\$0	0.0000	\$0	6.6400	\$4,364	\$4,364
<b>Totals</b>	<b>\$154,496,058</b>		<b>\$776,659</b>		<b>\$0</b>		<b>\$1,025,854</b>	<b>\$1,802,512</b>
Colon School District(Non-PRE)	\$45,826,820	18.0000	\$824,883	0.0000	\$0	5.6000	\$256,630	\$1,081,513
Colon School District(PRE)	\$85,354,725	0.0000	\$0	0.0000	\$0	5.6000	\$477,986	\$477,986
Colon School District(Com. Personal)	\$947,700	6.0000	\$5,686	0.0000	\$0	5.6000	\$5,307	\$10,993
Colon School District(Ind. Personal)	\$1,136,300	0.0000	\$0	0.0000	\$0	5.6000	\$6,363	\$6,363
<b>Totals</b>	<b>\$133,265,545</b>		<b>\$830,569</b>		<b>\$0</b>		<b>\$746,287</b>	<b>\$1,576,856</b>
Constantine School District(Non-PRE)	\$40,802,550	18.0000	\$734,446	0.0000	\$0	6.8000	\$277,457	\$1,011,903
Constantine School District(PRE)	\$73,794,269	0.0000	\$0	0.0000	\$0	6.8000	\$501,801	\$501,801
Constantine School District(Com. Personal)	\$2,545,611	6.0000	\$15,274	0.0000	\$0	6.8000	\$17,310	\$32,584
Constantine School District(Ind. Personal)	\$15,400,900	0.0000	\$0	0.0000	\$0	6.8000	\$104,726	\$104,726
<b>Totals</b>	<b>\$132,543,330</b>		<b>\$749,720</b>		<b>\$0</b>		<b>\$901,295</b>	<b>\$1,651,014</b>
Marcellus School District(Non-PRE)	\$651,937	18.0000	\$11,735	0.0000	\$0	8.7500	\$5,704	\$17,439
Marcellus School District(PRE)	\$4,755,251	0.0000	\$0	0.0000	\$0	8.7500	\$41,608	\$41,608
Marcellus School District(Com. Personal)	\$29,394	6.0000	\$176	0.0000	\$0	8.7500	\$257	\$434
Marcellus School District(Ind. Personal)	\$0	0.0000	\$0	0.0000	\$0	8.7500	\$0	\$0
<b>Totals</b>	<b>\$5,436,582</b>		<b>\$11,911</b>		<b>\$0</b>		<b>\$47,570</b>	<b>\$59,481</b>
Mendon School District(Non-PRE)	\$48,389,131	18.0000	\$871,004	0.0000	\$0	8.0000	\$387,113	\$1,258,117
Mendon School District(PRE)	\$75,600,370	0.0000	\$0	0.0000	\$0	8.0000	\$604,803	\$604,803
Mendon School District(Com. Personal)	\$1,037,600	6.0000	\$6,226	0.0000	\$0	8.0000	\$8,301	\$14,526
Mendon School District(Ind. Personal)	\$13,828,900	0.0000	\$0	0.0000	\$0	8.0000	\$110,631	\$110,631
<b>Totals</b>	<b>\$138,856,001</b>		<b>\$877,230</b>		<b>\$0</b>		<b>\$1,110,848</b>	<b>\$1,988,078</b>
Nottawa School District(Non-PRE)	\$19,743,308	18.0000	\$355,380	0.0000	\$0	0.0000	\$0	\$355,380
Nottawa School District(PRE)	\$37,612,194	0.0000	\$0	0.0000	\$0	0.0000	\$0	\$0
Nottawa School District(Com. Personal)	\$187,300	6.0000	\$1,124	0.0000	\$0	0.0000	\$0	\$1,124
Nottawa School District(Ind. Personal)	\$0	0.0000	\$0	0.0000	\$0	0.0000	\$0	\$0
<b>Totals</b>	<b>\$57,542,802</b>		<b>\$356,503</b>		<b>\$0</b>		<b>\$0</b>	<b>\$356,503</b>
Sturgis School District(Non-PRE)	\$133,804,293	17.6301	\$2,358,983	0.0000	\$0	8.3500	\$1,117,266	\$3,476,249
Sturgis School District(PRE)	\$210,586,180	0.0000	\$0	0.0000	\$0	8.3500	\$1,758,395	\$1,758,395
Sturgis School District(Com. Personal)	\$6,949,904	5.6301	\$39,129	0.0000	\$0	8.3500	\$58,032	\$97,160
Sturgis School District(Ind. Personal)	\$52,979,600	0.0000	\$0	0.0000	\$0	8.3500	\$442,380	\$442,380
<b>Totals</b>	<b>\$404,319,977</b>		<b>\$2,398,112</b>		<b>\$0</b>		<b>\$3,376,072</b>	<b>\$5,774,184</b>
Three Rivers School District(Non-PRE)	\$223,888,569	18.0000	\$4,029,994	0.0000	\$0	5.5600	\$1,244,820	\$5,274,815
Three Rivers School District(PRE)	\$285,680,576	0.0000	\$0	0.0000	\$0	5.5600	\$1,588,384	\$1,588,384
Three Rivers School District(Com. Personal)	\$12,675,319	6.0000	\$76,052	0.0000	\$0	5.5600	\$70,475	\$146,527
Three Rivers School District(Ind. Personal)	\$59,725,900	0.0000	\$0	0.0000	\$0	5.5600	\$332,076	\$332,076
<b>Totals</b>	<b>\$581,970,364</b>		<b>\$4,106,046</b>		<b>\$0</b>		<b>\$3,235,755</b>	<b>\$7,341,801</b>
Vicksburg School District(Non-PRE)	\$2,828,446	18.0000	\$50,912	0.0000	\$0	6.8500	\$19,375	\$70,287
Vicksburg School District(PRE)	\$10,407,603	0.0000	\$0	0.0000	\$0	6.8500	\$71,292	\$71,292
Vicksburg School District(Com. Personal)	\$67,400	6.0000	\$404	0.0000	\$0	6.8500	\$462	\$866
Vicksburg School District(Ind. Personal)	\$0	0.0000	\$0	0.0000	\$0	6.8500	\$0	\$0
<b>Totals</b>	<b>\$13,303,449</b>		<b>\$51,316</b>		<b>\$0</b>		<b>\$91,129</b>	<b>\$142,445</b>
White Pigeon School District(Non-PRE)	\$121,760,777	18.0000	\$2,191,694	3.0000	\$365,282	1.0000	\$121,761	\$2,678,737
White Pigeon School District(PRE)	\$111,159,110	0.0000	\$0	3.0000	\$333,477	1.0000	\$111,159	\$444,636
White Pigeon School District(Com. Personal)	\$2,914,900	6.0000	\$17,489	3.0000	\$8,745	1.0000	\$2,915	\$29,149
White Pigeon School District(Ind. Personal)	\$9,991,400	0.0000	\$0	3.0000	\$29,974	1.0000	\$9,991	\$39,966
<b>Totals</b>	<b>\$245,826,187</b>		<b>\$2,209,183</b>		<b>\$737,479</b>		<b>\$245,826</b>	<b>\$3,192,488</b>

## Comparison of Overall Estimated Tax Revenue

Local Governmental Units	2013 Estimated Tax Dollars	2014 Estimated Tax Dollars	% Change
001 Burr Oak Township	\$51,649	\$52,923	2.47%
002 Colon Township	\$394,825	\$396,762	0.49%
003 Constantine Township	\$169,379	\$166,781	-1.53%
004 Fabius Township	\$0	\$0	0.00%
005 Fawn River Township	\$0	\$0	0.00%
006 Florence Township	\$36,704	\$37,851	3.13%
007 Flowerfield Township	\$44,803	\$45,475	1.50%
008 Leonidas Township	\$103,444	\$107,540	3.96%
009 Lockport Township	\$151,123	\$151,000	-0.08%
010 Mendon Township	\$305,654	\$323,083	5.70%
011 Mottville Township	\$53,854	\$54,292	0.81%
012 Nottawa Township	\$281,127	\$286,625	1.96%
013 Park Township	\$183,405	\$199,594	8.83%
014 Sherman Township	\$60,873	\$62,525	2.71%
015 Sturgis Township	\$0	\$0	0.00%
016 White Pigeon Township	\$367,756	\$354,289	-3.66%
051 Three Rivers City	\$4,166,889	\$4,055,270	-2.68%
052 Sturgis City	\$3,179,609	\$3,134,416	-1.42%
040 Burr Oak Village	\$123,052	\$121,297	-1.43%
041 Colon Village	\$368,288	\$371,658	0.92%
042 Centreville Village	\$249,835	\$248,495	-0.54%
043 Constantine Village	\$799,612	\$761,479	-4.77%
044 Mendon Village	\$236,466	\$228,218	-3.49%
045 White Pigeon Village	\$281,758	\$268,807	-4.60%

Authorities	2013 Estimated Tax Dollars	2014 Estimated Tax Dollars	% Change
Sturgis District Library	\$494,131	\$494,180	0.01%
Three Rivers DDA	\$11,733	\$11,559	-1.48%

St. Joseph County	2013 Estimated Tax Dollars	2014 Estimated Tax Dollars	% Change
Operating	\$8,580,333	\$8,657,493	0.90%
Roads	\$1,873,705	\$1,903,499	1.59%
911	\$943,267	\$951,749	0.90%
C.O.A	\$1,414,900	\$1,427,624	0.90%
Transportation	\$622,556	\$628,155	0.90%
Total	\$13,434,762	\$13,568,519	1.00%

Intermediate School Districts and Colleges	2013 Estimated Tax Dollars	2014 Estimated Tax Dollars	% Change
Branch County ISD	\$476	\$484	1.60%
Calhoun County ISD	\$1,696	\$1,722	1.49%
Lewis Cass ISD	\$12,340	\$12,133	-1.68%
Kalamazoo Resa	\$44,051	\$65,075	47.73%
St. Joseph County ISD	\$5,012,306	\$5,612,155	11.97%
Kalamazoo Valley CC	\$36,543	\$37,429	2.43%
Kellogg CC	\$988	\$1,003	1.49%
Glen Oaks CC	\$5,089,254	\$5,134,661	0.89%

## Comparison of Overall Estimated Tax Revenue

School	2013 Total Est. Tax Dollars	2014 Total Est. Tax Dollars	% Change
Athens School District(Non-PRE)	\$0	\$125	125%
Athens School District(PRE)	\$1,116	\$1,185	6.23%
Athens School District(Com. Personal)	\$59	\$0	-100.00%
Athens School District(Ind. Personal)	\$0	\$0	0.00%
Totals	<b>\$1,175</b>	<b>\$1,310</b>	<b>11.55%</b>
Bronson School District(Non-PRE)	\$77	\$87	13.05%
Bronson School District(PRE)	\$0	\$109	0.00%
Bronson School District(Com. Personal)	\$0	\$0	0.00%
Bronson School District(Ind. Personal)	\$0	\$0	0.00%
Totals	<b>\$77</b>	<b>\$196</b>	<b>154.30%</b>
Burr Oak School District(Non-PRE)	\$154,697	\$171,267	10.71%
Burr Oak School District(PRE)	\$0	\$0	0.00%
Burr Oak School District(Com. Personal)	\$1,303	\$1,211	-7.05%
Burr Oak School District(Ind. Personal)	\$0	\$0	0.00%
Totals	<b>\$155,999</b>	<b>\$172,477</b>	<b>10.56%</b>
Centreville School District(Non-PRE)	\$884,269	\$1,054,317	19.23%
Centreville School District(PRE)	\$434,299	\$730,223	68.14%
Centreville School District(Com. Personal)	\$13,866	\$13,608	-1.86%
Centreville School District(Ind. Personal)	\$1,562	\$4,364	179.34%
Totals	<b>\$1,333,996</b>	<b>\$1,802,512</b>	<b>35.12%</b>
Colon School District(Non-PRE)	\$1,051,891	\$1,081,513	2.82%
Colon School District(PRE)	\$468,823	\$477,986	1.95%
Colon School District(Com. Personal)	\$13,885	\$10,993	-20.83%
Colon School District(Ind. Personal)	\$6,357	\$6,363	0.11%
Totals	<b>\$1,540,955</b>	<b>\$1,576,856</b>	<b>2.33%</b>
Constantine School District(Non-PRE)	\$1,072,256	\$1,011,903	-5.63%
Constantine School District(PRE)	\$498,734	\$501,801	0.62%
Constantine School District(Com. Personal)	\$32,931	\$32,584	-1.05%
Constantine School District(Ind. Personal)	\$107,807	\$104,726	-2.86%
Totals	<b>\$1,711,727</b>	<b>\$1,651,014</b>	<b>-3.55%</b>
Marcellus School District(Non-PRE)	\$19,402	\$17,439	-10.12%
Marcellus School District(PRE)	\$29,094	\$41,608	43.01%
Marcellus School District(Com. Personal)	\$908	\$434	-52.27%
Marcellus School District(Ind. Personal)	\$0	\$0	0.00%
Totals	<b>\$49,405</b>	<b>\$59,481</b>	<b>20.40%</b>
Mendon School District(Non-PRE)	\$1,078,468	\$1,258,117	16.66%
Mendon School District(PRE)	\$518,771	\$604,803	16.58%
Mendon School District(Com. Personal)	\$13,559	\$14,526	7.13%
Mendon School District(Ind. Personal)	\$86,076	\$110,631	28.53%
Totals	<b>\$1,696,873</b>	<b>\$1,988,078</b>	<b>17.16%</b>
Nottawa School District(Non-PRE)	\$355,474	\$355,380	-0.03%
Nottawa School District(PRE)	\$0	\$0	0.00%
Nottawa School District(Com. Personal)	\$1,498	\$1,124	-24.99%
Nottawa School District(Ind. Personal)	\$0	\$0	0.00%
Totals	<b>\$356,972</b>	<b>\$356,503</b>	<b>-0.13%</b>
Sturgis School District(Non-PRE)	\$3,614,280	\$3,476,249	-3.82%
Sturgis School District(PRE)	\$1,728,579	\$1,758,395	1.72%
Sturgis School District(Com. Personal)	\$161,307	\$97,160	-39.77%
Sturgis School District(Ind. Personal)	\$413,378	\$442,380	7.02%
Totals	<b>\$5,917,544</b>	<b>\$5,774,184</b>	<b>-2.42%</b>

## Comparison of Overall Estimated Tax Revenue

School	2013 Total Est. Tax Dollars	2014 Total Est. Tax Dollars	% Change
Three Rivers School District(Non-PRE)	\$4,965,946	\$5,274,815	6.22%
Three Rivers School District(PRE)	\$1,723,407	\$1,588,384	-7.83%
Three Rivers School District(Com. Personal)	\$231,365	\$146,527	-36.67%
Three Rivers School District(Ind. Personal)	\$380,087	\$332,076	-12.63%
Totals	<b>\$7,300,804</b>	<b>\$7,341,801</b>	<b>0.56%</b>
Vicksburg School District(Non-PRE)	\$60,735	\$70,287	15.73%
Vicksburg School District(PRE)	\$54,702	\$71,292	30.33%
Vicksburg School District(Com. Personal)	\$1,023	\$866	-15.31%
Vicksburg School District(Ind. Personal)	\$0	\$0	0.00%
Totals	<b>\$116,459</b>	<b>\$142,445</b>	<b>22.31%</b>
White Pigeon School District(Non-PRE)	\$2,693,435	\$2,678,737	-0.55%
White Pigeon School District(PRE)	\$335,465	\$444,636	32.54%
White Pigeon School District(Com. Personal)	\$33,322	\$29,149	-12.52%
White Pigeon School District(Ind. Personal)	\$25,973	\$39,966	53.87%
Totals	<b>\$3,088,195</b>	<b>\$3,192,488</b>	<b>3.38%</b>

**2014 ST JOSEPH COUNTY  
ANNUAL APPORTIONMENT REPORT  
SPECIAL ASSESSMENT**

**COUNTY DRAINS**

<b>GROVER &amp; COOHON DRAIN</b>							
Yr 10 of 15	AT-LARGE	DIRECT			AT-LARGE		<b>TOTAL LEVY</b>
	Colon	Colon			County	MDOT	
<b>LEVY</b>	<b>\$4,853.03</b>	<b>\$8,285.04</b>			<b>\$5,570.03</b>	<b>\$0.00</b>	<b>\$18,708.10</b>

<b>FELKER DRAIN</b>							
Yr 9 of 10	AT-LARGE	DIRECT			AT-LARGE		<b>TOTAL LEVY</b>
	Park	Park			County		
<b>LEVY</b>	<b>\$8,771.05</b>	<b>\$30,792.81</b>			<b>\$9,769.75</b>		<b>\$49,333.61</b>

<b>COLON NUMBER ONE DRAIN</b>							
Yr 8 of 10	AT-LARGE	DIRECT	AT-LARGE	DIRECT	AT-LARGE		<b>TOTAL LEVY</b>
	Colon	Colon	Nottawa	Nottawa	County	MDOT	
<b>LEVY</b>	<b>\$8,040.28</b>	<b>\$17,482.73</b>	<b>\$7,193.93</b>	<b>\$3,191.74</b>	<b>\$0.00</b>	<b>\$0.00</b>	<b>\$35,908.68</b>

<b>Kaiser Lake Assessment</b>							
Yr 5 of 5	AT-LARGE	DIRECT			AT-LARGE		<b>TOTAL LEVY</b>
		Fabius			County		
<b>LEVY</b>		<b>\$3,985.05</b>					<b>\$3,985.05</b>

<b>Beaver Lake Assessment</b>							
Yr 5 of 5	AT-LARGE	DIRECT			AT-LARGE		<b>TOTAL LEVY</b>
		Colon			County		
<b>LEVY</b>		<b>\$4,470.83</b>					<b>\$4,470.83</b>
<i>The above assessments have been duly filed with the St Joseph County Clerk's office on September 18, of 2014 by the duly appointed and elected official governmental units responsible.</i>							