

Annual Report 2023



BOARD OF HEALTH



Brent Leininger
Commissioner,
Chair
Hillsdale County



Jared Hoffmaster
Commissioner,
Vice-Chair
St. Joseph
County




Tom Matthew
Commissioner,
Branch County



Steven Lanius
Commissioner
Hillsdale County



Randy Baker
Commissioner
St. Joseph
County



Jon Houtz
Commissioner
Branch County

AGENCY DIRECTORS



Rebecca Burns,
MPH, RS
Health Officer



Dr. Karen
Luparello, DO
Medical Director



Theresa Fisher, BS
Director of
Administrative
Services



Kali Nichols, MPH
Director of Personal
Health & Disease
Prevention



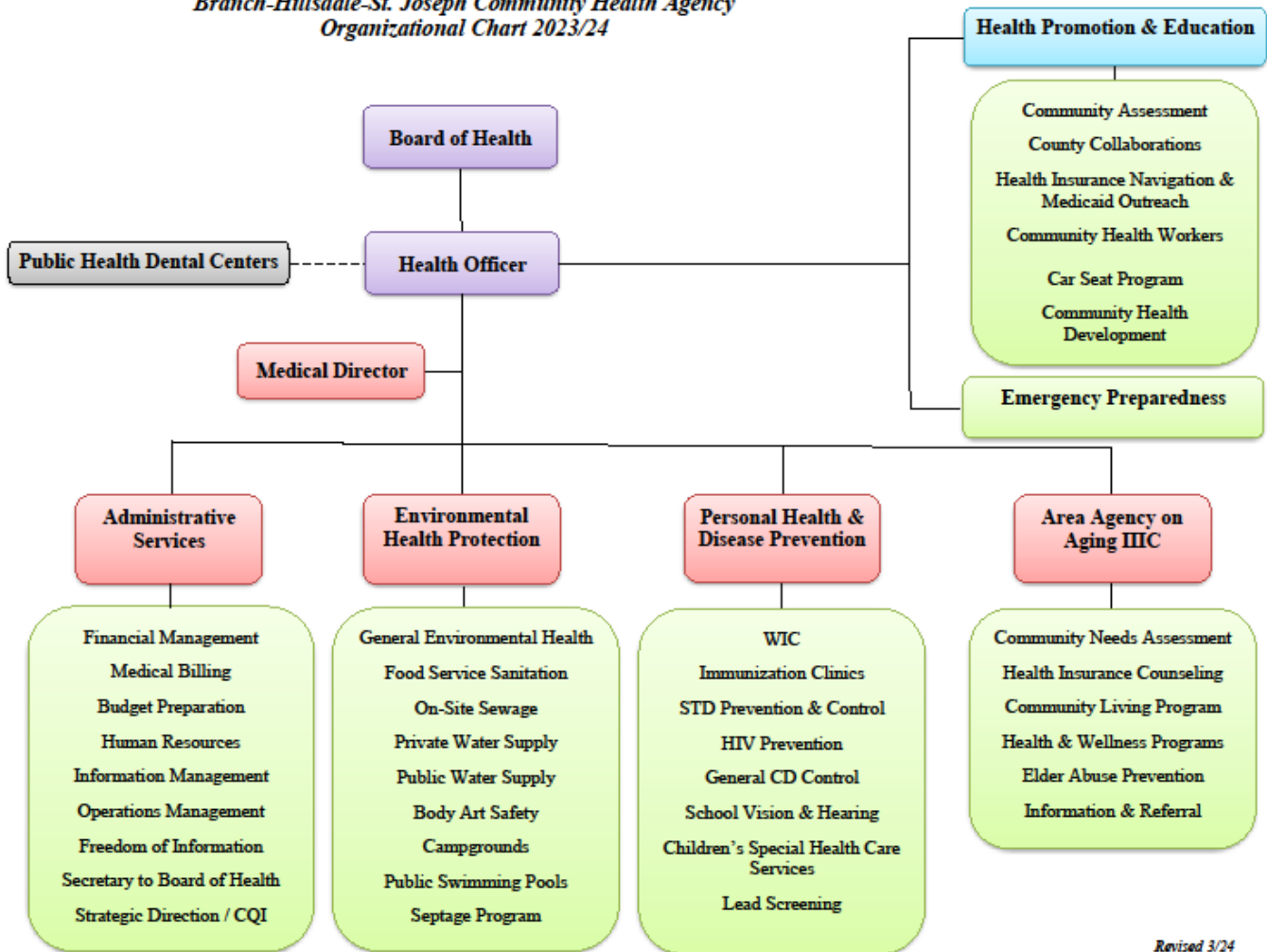
Laura Sutter, BS
Director of Area
Agency on Aging
3C



Paul Andriacchi,
REHS
Director of
Environmental
Health

ORGANIZATIONAL CHART

*Branch-Hillsdale-St. Joseph Community Health Agency
Organizational Chart 2023/24*



Revised 3/24



MISSION, VISION, AND LOCATIONS

OUR MISSION: Helping people live healthier.

OUR VISION: To be the trusted health resource for all people.

OUR LOCATIONS



Branch County - Coldwater Office

570 Marshall Rd.
Coldwater, MI 49036
517-279-9561
Fax: 517-278-2923



Hillsdale County - Hillsdale Office

20 Care Dr.
Hillsdale, MI 49242
517-437-7395
Fax: 517-437-0166



St. Joseph County - Three Rivers Office

1110 Hill St.
Three Rivers, MI
269-273-2161
Fax: 269-273-2452



Satellite Clinic - Sturgis

1555 E. Chicago Rd., Suite C
Sturgis, MI
269-273-2161
Fax: 269-273-2452

LETTER TO THE COMMUNITY

To the Residents of Branch, Hillsdale, and St. Joseph Counties,

On behalf of the Board of Health, and staff of the Branch-Hillsdale-St. Joseph Community Health Agency, it is my pleasure to share with you this fiscal year (FY) 2023 Annual Report.

In May of 2023, the end of the COVID Public Health Emergency was announced. Although a majority of the fiscal year still revolved around pandemic work, it was a year of transition, as the agency sought to return to normal business. Self-serve vending machines were installed in 4 locations throughout the jurisdiction providing residents with access to free testing supplies 24/7, 365.

While the COVID emergency has ended, there continues to be action taken to respond to threats to the public's health. These actions included:

- Information was shared on steps to take to protect backyard flocks from Highly Pathogenic Avian Influenza after outbreaks occurred in "backyard" flocks as well as industrial operations.
- Smoke and particulate matter from the Canadian wildfires in Canada impacted the air quality in the United States. Information on how to find air quality data and the steps to take to protect people, especially those with sensitivity, was shared on our website, social media and media releases.
- In St. Joseph county, the City of Three Rivers, experienced an action level exceedance for lead in the drinking water. In partnership with the City, residents were provided water filters and lead testing.

The agency's staff turnover during the pandemic was significant, leaving few fully trained staff in the area of emergency preparedness. Through a review of training records, and needs of the agency by the Emergency Preparedness Coordinator, the training plan was updated with staff working to complete their requirements.

Michigan's Public Health Accreditation was paused during the pandemic but restarted in FY23 utilizing a technical assistance mindset. As this accreditation visit was focused on technical assistance there was not a grading system used to indicate compliance with minimum program requirements.

The agency completed a Community Health Needs Assessment that resulted in a Community Health Improvement Plan (CHIP). The CHIP identified a small number of strategies that could make a measurable improvement in mortality or morbidity rates for the jurisdiction.

In order to better serve our residents, the agency took on a redesign of our website. Our staff worked to create an easier to use home page with links to commonly used services.

The Environmental Health division worked to implement a new software product that provides electronic management of well, septic, and food program records and will soon allow remote application for services.

Maintaining the buildings where we deliver services ensures uninterrupted assistance to county residents. This fiscal year several projects were completed. The Hillsdale office's parking lot was replaced. Our Three Rivers office saw upgrading of exterior lighting, removing exterior wood surfaces and replacing it with low maintenance products, and replacing the dumpster corral. In Coldwater we improved the exterior with the removal of overgrown plant material around the building. Finally, in Sturgis we added new signage and expanded the existing space to better serve clients.

The team at Your Local Health Department is proud of our public health work and we look forward to continuing to serve you and your family into 2024.

Yours in Good Health,

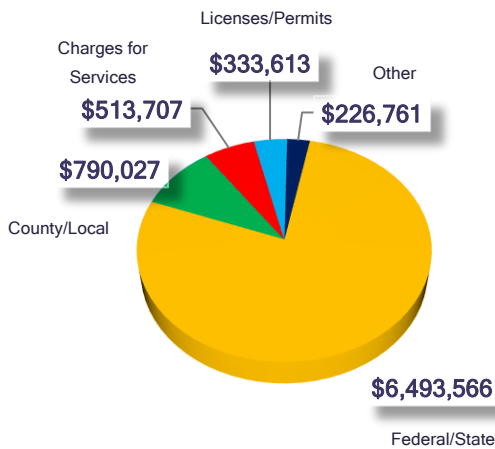


Rebecca A. Burns, MPH, RS
Health Officer

FINANCIAL STATEMENTS

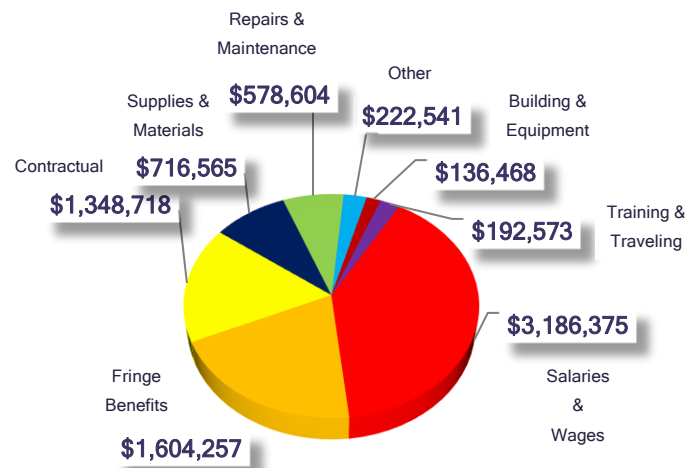
2023 REVENUE

\$8,357,674



2023 EXPENDITURES

\$7,986,101



Revenue	FY23	FY22
Licenses & Permits	\$333,613	\$330,712
Intergovernmental	\$6,493,566	\$6,374,741
County Appropriations	\$790,027	\$768,858
Charges for Services	\$513,707	\$407,052
Other	\$226,761	\$51,898
Total	\$8,357,674	\$7,933,261

Expenditures	FY23	FY22
Salaries & Wages	\$3,186,375	\$3,064,211
Fringe Benefits	\$1,604,257	\$1,633,811
Supplies & Materials	\$716,565	\$553,551
Contractual	\$1,348,718	\$1,656,836
Travel & Training	\$192,573	\$133,987
Repairs & Maintenance	\$578,604	\$392,517
Building/Equipment Lease Rental	\$136,468	\$131,440
Other	\$222,541	\$216,810
Total	\$7,986,101	\$7,783,163

PUBLIC HEALTH DENTAL SERVICES



	Coldwater	Hillsdale	Three Rivers	Sturgis	Total
Number of Patient Visits	5,339	5,399	6,034	6,463	23,235
<i>*Service Mix:</i>					
Traditional Insurance	34.0%	28.2%	30.0%	34.8%	
Medicaid Managed Care	43.5%	45.6%	35.8%	32.2%	
Healthy Kids Dental	10.8%	15.6%	19.4%	22.0%	
Medicaid-State Managed	6.5%	6.3%	7.4%	3.5%	
MyDentalPlan	5.2%	4.2%	7.3%	7.2%	

Age	Coldwater	Hillsdale	Three Rivers	Sturgis
0-4	2.2%	1.9%	2.5%	2.7%
5-14	7.6%	9.2%	12.4%	19.0%
15-20	5.2%	7.1%	9.7%	8.7%
21-60	62.4%	61.5%	55.1%	50.7%
60+	22.7%	20.3%	20.2%	19.0%

***Traditional Insurance** includes Employer plans and Medicare Advantage plans with dental coverage. **Medicaid Managed Care** includes individuals enrolled in any of the Medicaid Managed Plans. **Medicaid-State Managed** -Adult Medicaid Fee For Service (FFS) and/or Healthy Michigan Plan **MYDentalPlan** - are persons who are uninsured and on the MCDC self-funded sliding fee schedule



- *I went in for an emergency appointment, they call it if you don't have a scheduled appointment. They had me out within a couple of hours as they worked me in between existing appointments. Great job, thanks so much. Very efficient, friendly and knowledgeable. Everyone working there is very pleasant. - **Coldwater***
- *I can't believe I had this place so close and I used to drive far for dental care. The facility is very clean and the staff are very helpful and professional!!! - **Hillsdale***
- *My 5-year-old had a filling done today and left saying she wished she could hug the tooth doctors. Very awesome with kids. - **Sturgis***
- *Everyone that works there goes the extra mile to ensure you get the best help you can get....these people are absolutely amazing! - **Three Rivers***
- *I really enjoyed going to see my Dentist. They are very friendly. - **Coldwater***
- *Positive Atmosphere, I was actually relaxed. Very nice staff, and the Dentist spoke with clarity as he was thorough. First trip accomplished. - **Hillsdale***
- *They were amazing. It was an emergency. They were able to get me in . They were all super friendly. Would highly recommend them. - **Sturgis***
- *I would recommend MCDC because you guys have passion for your work and very very kind. Thank you for your service!! - **Three Rivers***

COUNTY HEALTH PROFILE

Profile 2023 County	Branch	Hillsdale	St. Joseph	Michigan
Population	43,517	45,605	60,964	9,986,857
Marriage	524	294	390	56,374
Divorce	179	197	213	28,186
% of Population >65	18.7%	20.2%	18.5%	50%
Leading causes of Death	*MDHHS data updated 12/19/2023			
Heart Disease	26.1%	23.4%	23.5%	24.6%
Cancer	17.0%	21.0%	17.8%	19.0%
Unintentional Injuries	5.0%	4.8%	6.6%	5.8%
COVID-19	6.2%	4.1%	4.8%	5.4%
Stroke	5.2%	5.1%	8.4%	5.2%
Chronic Lower Respiratory Disease	8.2%	7.4%	5.1%	4.8%
Alzheimer's Disease	3.0%	5.6%	2.3%	3.8%
Diabetes Mellitus	2.0%	3.6%	4.0%	3.1%
Kidney Disease	1.6%	1.6%	1.7%	1.9%
Chronic Liver Disease and Cirrhosis	2.0%	1.5%	1.6%	1.5%
Maternal/Infant Health Indicators				
Number of Live Births	553	436	642	100,880
Number of Teen Births (age 15-19)	28	20	45	4,758
Percentage of Teen Births (age 15-19)	4.9%	5.5%	5.6%	3.6%
% Low Birth Weight	6.7%	9.9%	6.2%	9.2%
Infant Mortality Rate (per 1,000) (Average -2018-2022)	7.4	4.1	6.9	6.5
% Received Prenatal Care during First Trimester	51.4%	75.2%	67.9%	76.3%
Economic Indicators (2023 County Health Rankings)				
% Unemployment	5.0%	5.5%	5.1%	5.9%
Median Household Income	\$60,500	\$54,900	\$58,400	\$63,400
Children in Poverty	18%	22%	17%	18%
High School Completion	89%	90%	87%	92%

WIC-WOMEN, INFANTS, & CHILDREN

What is WIC?

The Special Supplemental Nutrition Program for Women, Infants and Children (WIC) is a public health nutrition program under the USDA that provides the following for income-eligible women who are pregnant or post-partum, infants and children up to age five:

- Nutrition education
- Nutritious foods
- Breastfeeding support
- Healthcare referrals

WIC can help a family by:

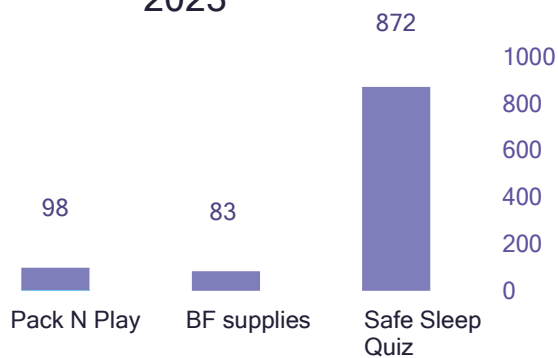
- Reducing premature births
- Reducing low birth-weight babies
- Reducing fetal and infant deaths
- Improving diet quality
- Increasing access to regular healthcare
- Increasing immunization rates
- Increasing access to prenatal care
- Increasing pregnant women's consumptions of vital nutrients

Branch-Hillsdale-St. Joseph Community Health Agency WIC Program:

Top Referral Categories


Immunizations	4106	Safe Sleep	2021	Lead Screening	1783
Medicaid Programs	3176	Physician	1858	Dietician Services	1111
Dental	2475	SNAP/Food Stamps	1786	Total	18,316

Maternal Child Health 2023



WIC: PARTICIPANT COUNT 2023

TOTAL SERVED: 8,080



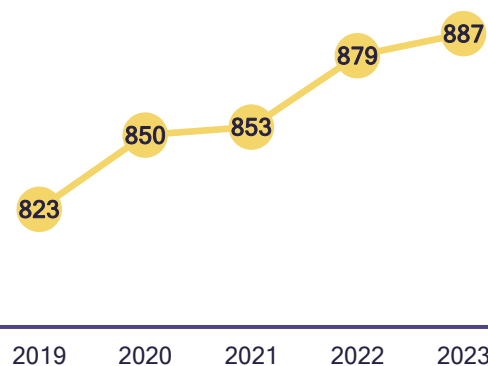
CHILDREN'S SPECIAL HEALTH CARE SERVICES

Children's Special Health Care Services (CSHCS) provides services to children with chronic medical needs and their families. You are eligible for CSHCS if you are a Michigan resident between the ages of 0-21 years, have a qualifying medical condition and seeing a specialist. CSHCS covers up to 3,000 various conditions. The program is available to families at all income levels.

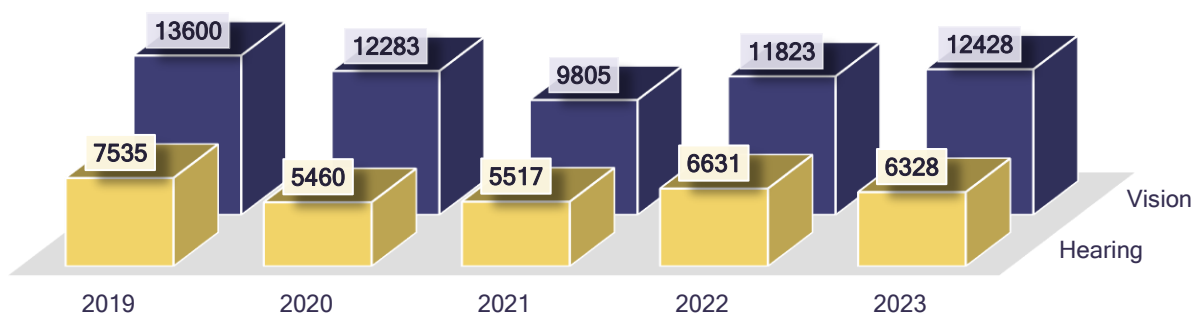
The Michigan Department of Health and Human Services (MDHHS) provides FREE hearing and vision screenings to all children in Michigan. Screenings are conducted in schools or at BHSJ Community Health Agency.

- An undiagnosed hearing and/or vision problem may interfere with development.
- Early detection and treatment of hearing and vision problems can help children succeed in school.
- Screenings are conducted by fully trained hearing and vision technicians.
- 10% of children screened for vision and 5% screened for hearing are referred to specialists.

Individuals Enrolled in CSHCS



BHSJ HEARING & VISION SCREENING



COMMUNICABLE DISEASE

Communicable disease surveillance is an essential element of public health. In 2022-2023, the jurisdiction saw an overall decrease in the number of respiratory illness cases reported. There was an increase in the number of cases related to vector-borne and food related illness. We encourage residents to continue following prevention strategies: vaccinate against disease, practice good hand hygiene, stay home when ill, use insect repellent when outdoors, cook foods thoroughly, practice safe sex, and avoid touching wild animals.

Disease	2019	2020	2021	2022	2023	Total
HIV/AIDS	3	1	2	3	1	10
Multisystem Inflammatory Syndrome	0	0	2	2	0	4
Novel Coronavirus COVID-19	0	9068	16276	11804	2748	39896
Campylobacter	42	19	31	30	44	166
Cryptosporidiosis	14	6	5	7	8	40
Giardiasis	8	6	7	7	6	34
Norovirus	18	6	6	8	3	41
Salmonellosis	27	27	19	12	16	101
Shiga toxin-producing Escherichia coli	5	3	2	4	4	18
Shigellosis	2	1	1	1	1	6
Yersinia enterocolitica	2	1	1	3	4	11
Meningitis - Aseptic	4	1	0	5	4	14
Meningitis - Bacterial Other	1	0	1	2	1	5
Meningococcal Disease	2	0	0	0	0	2
Streptococcus pneumoniae, Inv	16	10	13	15	20	74
Coccidioidomycosis	2	0	1	0	0	3
Histoplasmosis	6	5	3	0	2	16
Legionellosis	4	5	5	1	4	19
Streptococcal Dis, Inv, Grp A	9	11	6	3	18	47
Streptococcal Toxic Shock	0	0	0	0	0	0
Rabies Animal	0	0	3	1	1	5
Rabies: Potential Exposure & PEP	115	93	91	32	28	359
Chlamydia (Genital)	408	391	433	390	426	2048
Gonorrhoea	166	217	242	98	102	825
Latent Tuberculosis Infection	4	0	1	5	8	18
Nontuberculous Mycobacterium	10	5	8	9	10	42
Tuberculosis	1	0	1	0	2	4
Chickenpox (Varicella)	4	0	1	1	1	7
H. influenzae Disease - Inv.	1	3	2	6	2	14
Measles	0	0	0	0	0	0
Mumps	0	0	0	0	0	0
Pertussis	14	0	5	10	4	33
Polio	0	0	0	0	0	0
Shingles	3	3	0	1	6	13
Lyme Disease	2	1	12	5	27	47
Hepatitis A	1	1	0	0	1	3
Hepatitis B, Acute	3	0	0	0	1	4
Hepatitis B, Chronic	2	1	1	2	5	11
Hepatitis B, Perinatal	0	0	0	0	0	0
Hepatitis C, Acute	0	0	1	2	3	6
Hepatitis C, Chronic	46	23	25	33	34	161
Hepatitis C, Perinatal	1	0	0	0	0	1

IMMUNIZATIONS

Immunizations is an essential service of local public health. Due to changes in health insurance plans and lessons learned during the pandemic, residents have broader access to vaccines with the addition of many local pharmacies offering routine and seasonal vaccines. These changes provide greater access to all in our communities.

Top Administered Vaccines (2023)

1. Tetanus, diphtheria, acellular pertussis (Tdap)
2. Pneumococcal (Pneumovax 13)
3. Hepatitis A
4. Meningococcal (MenQuadfi)



Agency Administered Vaccines	2020/2021	2021/2022	2022/2023
Influenza Vaccines Only	955	621	821
COVID Vaccines Only	53,623	7,843	1,227
All Other Vaccines	3,450	3,437	4,904
Total Vaccines	58,028	11,901	6,952

Tuberculin Skin Tests		
2020-2021	2021-2022	2022-2023
260	256	190



What you should know about vaccines:

- We need vaccines to help protect against serious disease.
- Outbreaks of vaccine preventable disease can and still happen in our communities.
- The CDC and FDA take many steps to make sure our vaccines are safe.
- Vaccines protect our children from getting sick.
- Vaccines are for everyone.

HEALTH EDUCATION AND PROMOTION

The Health Education and Promotions team is dedicated to supporting the agency's mission and vision by collaborating across the agency and with our community partners to promote our services and improve public health. You will find us at many community events, coalition meetings, and task force meetings where we share information related to public health issues. Additionally, we are active in media relations, including social media, print media, radio, and website content. The areas where we focus our work include: Child Passenger Restraint program, Community Health Worker program, Medicaid outreach, Anti-vaping program, Vaccine hesitancy, Marijuana safety, WIC services, infectious disease, STD/STI, HIV/AIDS, school health, and environmental health.

Medical Marijuana Operation & Oversight Grant

We distributed locked medication bags and educational materials. Additionally, we promoted our message on the side of two BATA busses in Branch and one SJCTA bus in St. Joseph counties. We continue to work with the Substance Use and Abuse Task Forces in all three counties.

Community Health Worker Program (CHW)

The Agency received grant funding for this program in. This year was the first full fiscal year as a BHSJ CHA service. Community Health Workers connect residents to additional health and community resources to support health. CHW's are able to help navigate residents through the Medicaid application process, food assistance, housing, domestic concerns, community outreach, medication management, mental health referrals, etc.

In 2023, the program served 35 residents and supported approximately 100 other people who did not have an official open case.

Social Media Platforms

Our team continues to utilize Facebook, Instagram, and YouTube to promote programs and services to the communities we serve. These platforms continue to be used to bring awareness to many health and safety related topics.



Community Health Needs Assessment (CHNA) and Community Health Improvement Plan (CHIP)

During 2022-2023, the HEP team worked on the agency's Community Health Needs Assessment and Community Health Improvement Plan (CHIP). The purpose of CHNA and CHIP is to identify community trends in morbidity and mortality, which allows health and human service organizations across the jurisdiction to work together for improvement.

The development of the CHNA and CHIP occurred in partnership between our agency, Branch County Community Network (BCCN), ProMedica Coldwater Hospital, Hillsdale Human Services Network (HSN), Hillsdale Hospital, St. Joseph Human Service Commission (HSC), Beacon Three Rivers Health and Sturgis Hospital.

EMERGENCY PREPAREDNESS

Emergency preparedness encompasses the planning and response to disasters. A disaster is defined by the World Health Organization (WHO) as a sudden phenomenon of sufficient magnitude to overwhelm the resources of a hospital, region or location requiring external support. The Emergency Preparedness team at BHSJ CHA works hard every year to be ready in any event. Emergency Preparedness is an essential service area of Public Health.

2023 Highlights

- **Community Response Activities**

- The Agency started 2023 with a February Ice Storm that hit the jurisdiction and closed our Hillsdale offices for a day. We worked with the Emergency Manager in Hillsdale County to support the response as needed.
- Over the 4th of July weekend, the City of Three Rivers had a wastewater discharge into the St. Joseph River. Our agency supported the City of Three Rivers with public notification and education.
- In August, the City of Three Rivers was notified of an Action Level Exceedance for lead in their drinking water. Our agency supported the city in their response by distributing water filters, providing education to area health care providers on lead exposure and health effects, and distribution of community educational materials. In partnership with the City of Three Rivers, there were 1,077 filtration units provided to city residents who needed assistance.
- Harmful Algal Blooms were identified in a couple of lakes in Hillsdale County during the summer and fall. The agency worked with local Lake Associations and area media to share information with residents, and provided postings at public access points to protect residents from illness related to HAB exposure.

2023 Top Hazards in Branch, Hillsdale and St. Joseph Counties

- Natural:
 - Floods
 - Tornadoes/severe storms
 - Winter Weather
- Technological:
 - Utility Disruption
 - Releases hazardous chemicals from manufacturing/agricultural

- **Plans and Training** - We are tasked to review and improve our emergency plans and training annually. Staff participated in local, regional, and state hosted exercises during 2022-2023. Our agency participates with the Regional Medical Response Coalitions, Local Emergency Planning Commissions, Medical Control Authorities, and Hazard Management Teams in all three counties. Our goal is to ensure that we are able to integrate our role in public health into a community's response.

ENVIRONMENTAL HEALTH

Interactions with the environment affect quality of life, years of healthy life lived and health disparities. The World Health Organization (WHO) defines environment, as it relates to health as “all the physical, chemical and biological factors external to a person and their related behaviors. “Environmental health consists of preventing and controlling disease, injury and disability related to the interactions between people and their environment.”

The Environmental Health (EH) division has a variety of programs to serve our communities. The two most prominent programs are food service sanitation and well/septic programs. The food service program inspects restaurants, schools, industrial kitchen sites, temporary food establishments, and mobile food facilities. Our field staff conduct site evaluations and issue permits for the construction of septic systems and water wells for home and commercial sites.

Additionally, Environmental Health performs the following services:

- Campground inspections
- Public pool inspections
- General nuisance complaints
- Body Art facility inspections
- Non-community public water supply monitoring
- Daycare and Foster Care inspections
- Septage hauler inspections
- PFAS contamination investigation
- Vapor intrusion investigation
- Long term monitoring of water supplies in contaminated areas
- Vector Surveillance
 - Mosquito trapping and identification of mosquitos associated with Zika virus and Eastern Equine Encephalitis (EEE) .
 - Tick dragging and identification of ticks associated with tick-borne disease such as Lyme’s Disease, and Rocky Mountain Spotted Fever.



Food Protection

This program provides a systematic approach to minimize the risk of food-borne illness and to ensure that food meets customer's expectations through the application of statewide standards for all establishments where food is prepared and/or served to the public.

	2022	2023
Establishment Inspections	829	927
Plans Reviewed	39	35
Temporary Food Establishments	210	286
Food Manager Certification Class (# of attendees)	73	12
TOTAL	1,151	1,260

Private and Public Water Supply

These programs are designed to ensure the proper installation of residential water wells, and the monitoring and regulation of type II public water supplies to ensure safe, usable ground water.

	2022	2023
Well Construction Permits Issued	511	489
Well Permits Inspected	471	431
New Water Supplies Approved	388	428
Non-Community Water Supply Inspections	45	93
TOTAL	1,027	1,013

On-Site Sewage

Reviews sites for proposed sewage disposal, issuance and/or denial of permits, sewage evaluation, inspection, investigation, and enforcement.

	2022	2023
Well/Septic Evaluations	8	15
Construction Permits	501	480
Septic Systems Inspected	432	395
Vacant Land Evaluations	50	49
Change of Use Evaluations	312	367
TOTAL	1,303	1,306

Other Programs

Although the well, septic, and food programs require the biggest portion of the environmental health staff focus, we do have responsibilities in other programs.

	2022	2023
Swimming Pool Inspections	47	46
Campground Inspections	61	61
Body Art Facility Inspections	20	21
DHS Inspections (Daycare, Foster Care, etc.)	69	58
Septage Hauler Inspections	40	39
TOTAL	212	225

AREA AGENCY ON AGING (IIIC)

Our mission is to provide a full range of high-quality services, programs, and opportunities which promote the independence and dignity of older adults, while supporting those who care for them, throughout Branch and St. Joseph Counties.

Please contact the Branch-St. Joseph Area Agency on Aging for specific information and assistance at **(517) 278-2538** or toll free **(888) 615-8009**.

- We place the people we serve at the center of our operations, honoring their preferences and privacy.
- We assure efficient use of public and private resources.
- We develop programs and services using an inclusive process to promote healthy aging and livable communities for all ages.
- We exhibit strong leadership which responds to changing needs and fosters collaboration and cooperation through the communities we serve.
- We use effective communication to carry out our mission and vision in an open, respectful and unbiased manner.



Laura Sutter, *Director*

Over the past year, the Area Agency on Aging IIIC team continued diligent work to address community needs, offer person-centered information & assistance, and develop stronger community partnerships. Our report data reflects strong programs & providers who work very hard to meet unique needs across our two-county planning & service area.

We gratefully acknowledge our extraordinary provider network who tirelessly serve individuals with compassionate, high-quality care:

Alert Medical Alarms, Branch Area Transit Authority, Branch County Commission on Aging, Connect America, Crossroads Homecare, Guardian Medical Monitoring, HomeJoy, Helping Angels Home Care, Legal Services of South-Central Michigan, Long Term Care Ombudsman/ Region 3A Area Agency on Aging, Medical Care Alert, St. Joseph Co-Op/Hulda's Household Helpers, St. Joseph County Commission on Aging, St. Joseph County Transportation Authority, Thurston Cares Adult Day Program, and VRI Lifeline.

Elder Abuse Prevention & Awareness: The Services to Victims of Elder Abuse (SVEA) project completed its fifth year of grant activities. The year commenced with a public signing of the "Branch County Vulnerable Adult Protocol". The Protocol established the county's Interdisciplinary Team which intends to coordinate efforts, problem-solve, and develop positive solutions for individuals who've been victimized. The Branch County IDT includes community partners and public offices who are working together to raise awareness and support victims of abuse, neglect, and exploitation include: (see photo)

Branch County Sheriff's Office, Branch County Probate Court, Branch County Prosecutor's Office, Branch County Department of Health & Human Services - Adult Protective Services, ProMedica Coldwater Regional

Hospital, Branch-Hillsdale-St. Joseph Community Health Agency, Legal Services of South-Central Michigan, Branch County Coalition Against Domestic and Sexual Violence, Pines Behavioral Health and Branch-St. Joseph Area Agency on Aging (IIIC).



Victim Specialists served 62 individuals with a wide range of direct services including personal advocacy, crisis intervention, emergency financial assistance, relocation assistance, criminal justice advocacy, and personal protective orders. Victim Specialists maintained regular contact with referral sources and supported each county's multi-disciplinary team efforts. If you would like more details or to become more involved in your community's efforts to prevent abuse, neglect, or exploitation, please call our office.

Community Living Program continues to soar! - Care Consultants work with individuals who have complex medical and/or social needs to develop a person-centered support plan. 79 individuals were served in their home and supported in their community over the past year. If you would like more information about the Community Living Program or other services available in your community, please contact our office.

American Rescue Plan Act (ARPA) - The aging network in Michigan received special ARPA funding to support services for older adults as well as address unique local needs. The ARPA funds in Region IIIC were used to expand local providers infrastructure & technology and purchase equipment and supplies that are not generally authorized with traditional funding sources. Providers continued to deliver additional direct services including meals, personal care, homemaking, caregiver supports and transportation.

Senior Project FRESH - Senior Project Fresh provides free nutrition counseling and \$25 in coupons to be used at local participating farm markets for fresh fruits & vegetables. Residents who are age 60 or older and who meet certain household income/eligibility may apply for the program through our office or through our community partners. Over 140 coupon books were distributed during the spring & summer of 2023. Please contact us for more information.

COVID-19 Immunization Support and Expanding Access - these specialized grants allowed for our team to reach out and provide information regarding COVID immunization, testing, clinic sites and assist with arranging transportation or in-home vaccination. Over 70 individuals were supported through our efforts.

Program Success - Friendly Reassurance and Gap Filling services remained supportive to the needs of individuals in our communities. Friendly Reassurance calls were made regularly to address social isolation being felt by so many. Gap Filling became essential to address unique needs that we, and our community partners, couldn't provide for otherwise. Over 1,500 individuals benefitted from these supportive services.



Annual Report Data & Highlights FY 2023

Services	Totals	Units
Operations	\$63,836	N/A
Nutrition	\$491,443	149,860
In-Home	\$300,918	23,880
Community	\$73,064	4,869
Access	\$326,907	22,374
Legal	\$12,000	447

*Traditional Federal & State (OAA/OMA) funding sources only

Population Served**

Total Population 18+*	25,563
White (non-Hispanic)	8,229
African American	132
Asian/Pacific Islander	4
American Indian/Alaskan	8
Hispanic (of any race)	32
Below Poverty	1,138
Rural	25,563

*In general, services are targeted to those who are 60 years of age or older unless otherwise allowed under eligibility criteria for a specific program.

**Data based on self-reported numbers by participants, choosing to identify race/ethnicity is not required.

Special Projects 2023

MDHHS - Division of Victim Services "Services to Victims of Elder Abuse"	\$168,716
American Rescue Plan Act of the Older American's Act	\$70,545
State In-Home Services- Direct Care Worker Pay Increase	\$52,886
COVID Immunization Support	\$24,392
COVID Expanding Older Adult Access to Vaccines	\$13,928



Supporting Seniors, Promoting Independence

Phone: (517) 278-2538

Toll Free: (888) 615-8009

www.bhsj.org/aaa

Produced by Branch Hillsdale St. Joseph Community Health Agency

Citation: Branch Hillsdale St. Joseph Community Health Agency (2024) *Annual Report 2023*.

Coldwater: Branch Hillsdale St. Joseph Community Health Agency