

BOARD OF COMMISSIONERS

ST. JOSEPH COUNTY BOARD OF COMMISSIONERS AGENDA for MEETING on October 21, 2025, 5:00pm HISTORIC COURTHOUSE, COMMISSION ROOM

1. Call to Order
2. Opening Ceremonies
(Invocation and Pledge of Allegiance)
3. Roll Call
4. Adoption of Agenda
5. Consent Agenda
 - A. Executive Committee Meeting Minutes – October 14, 2025
 - B. Budget Workshop Meeting Minutes – October 14, 2025
 - C. Budget Workshop Meeting Minutes – October 7, 2025
 - D. Annual Board Meeting Minutes – September 16, 2025
 - E. Acknowledgement of Receipt – Prior Month Finance Reports: General Fund Financial Report, Non-General Fund Financial Report, General Ledger Activity Report (includes all receipts and payments for services)

Suggested motion: I move to approve the consent agenda items.
6. Public Comment (4-minute limit per person)
7. Presentations
8. County Administrator's Report
9. Committee Reports and Appointments
10. Unfinished Business
11. New Business
 - A. 2025 St. Joseph County Apportionment Report and Resolution – Presented by Josh Simmons
Suggested motion: I move to approve the 2025 St. Joseph County Apportionment Report Resolution, as presented.

- B. Fiscal Year 2026 Child Care Fund Budget – Presented by Judge Kevin Kane
Suggested motion: I move to approve the Fiscal Year 2026 Child Care Fund Budget, as presented.
- C. Road Commissioner Compensation Resolution – Presented by Eric Shafer
Suggested motion: I move to approve the Road Commissioner Compensation Resolution, as presented.
- D. Sheriff’s Office Uniform Budget Amendment – Presented by David Northrop
Suggested motion: I move to establish a budget amendment to increase the Sheriff’s Office Uniform Budget from \$16,000 to \$41,311 and the Sheriff’s Office Corrections Uniform Budget from \$1,000 to \$37,642, as presented.
- E. Sheriff’s Office Incentive Plan – Presented by David Northrop
Suggested motion: I move to approve the Sheriff’s Office Incentive Plan, as presented.
- F. St. Joseph County Indigent Defense Agreements – Presented by Keith Stickley
Suggested motion: I move to approve the 2025-2026 Indigent Defense Agreements, as presented.
- G. Operation Green Light Resolution – Presented by Stoney Summey
Suggested motion: I move to approve the 2025 Operation Green Light Resolution, as presented.
- H. Letters of Understanding – 2026 Health Insurance Premiums – Presented by Teresa Cupp
Suggested motion: I move to approve the Letters of Understanding for 2026 Health Insurance Premiums with AFSCME – all units, FOP – all units, District Court, COAM, and POAM, as presented.

12. Commissioner Comments (for items not on the agenda)

13. Adjournment

EXECUTIVE COMMITTEE
Minutes
October 14, 2025, at 4:05 p.m.
HISTORIC COURTHOUSE, HISTORY ROOM

Commissioners Present: Commissioners Jared Hoffmaster, Rusty Baker, Terry Conklin, Christina Yunker, Luis Rosado, Ken Malone, and Rick Shaffer.

Commissioners Absent: None

Also Present: Teresa Cupp, County Administrator and Angie Steinman, Finance Director

1. 2025 Apportionment Report - Josh Simmons. By consent, the item was added to the agenda.
2. Child Care Fund Budget - Judge Kane. By consent, the item was added to the agenda.
3. Board of Canvassers Appointments – Gina Everson
Chair Hoffmaster opened the floor to public comment at 4:11 p.m.
Kelly Weaver provided comment.
Bill Pattee provided comment.
Chris Snyder provided comment.
Chair Hoffmaster closed the floor to public comment at 4:18 p.m.
By ballot vote, Bill Patee and Kelly Weaver were appointed to the Board of Canvassers for a 4-year term beginning November 1, 2025.
4. Road Commission Wages - Eric Shafer. By consent, the item was added to the agenda.
5. Uniform Budget Amendment – David Northrop. By consent, the item was added to the agenda.
6. Sheriff's Office Incentive Plan – David Northrop. By consent, the item was added to the agenda.
7. Three Rivers Security Update & Centreville Courts Building Relocation Phasing Update - Erin Goff. No action was taken.

Chair Hoffmaster left the meeting at 4:48 p.m.

Chair Hoffmaster returned to the meeting at 4:51 p.m.

8. Jail Inorganics Discharge Project Update – Erin Goff. No action was taken.
9. E-911 Central Dispatch Millage Update – Stacey Bower/Erin Goff. No action was taken.

10. Public Defender Contracts – Keith Stickley. By consent, the item was added to the agenda.
11. Public Comment (limit 3 minutes)
Regina Chapman, Tony Mayer provided comments.
12. Commissioner Comments
Commissioner Rosado and Commissioner Conklin provided comments.
13. Close Session to consider legal strategy in Leffel v. St. Joseph County 25-259-CZ
It was moved by Commissioner...and seconded by Commissioner Malone to go into a closed session to consider a legal strategy.
Commissioner Baker -Yes
Commissioner Conklin -Yes
Commissioner Yunker -Yes
Commissioner Shaffer -Yes
Commissioner Rosado - Yes
Commissioner Malone - Yes
Commissioner Hoffmaster -Yes
Motion carried.

The Commissioner went into a closed session at 5:16 p.m.

The Commission reconvened to an open session at 5:38 p.m.

Chair Hoffmaster stated that Commissioner met in closed session to consider a legal strategy and no decisions were made.

Other Business.

- Letters of Understanding will be addressed at the next meeting.

There being no further business, the meeting adjourned at 5:39 p.m.

Respectfully submitted,

Gina Everson, St. Joseph County Clerk

BUDGET WORKSHOP MEETING
Minutes
October 14, 2025, at 2:00 p.m.
HISTORIC COURTHOUSE, HISTORY ROOM

Commissioners Present: Commissioners Jared Hoffmaster, Rusty Baker, Terry Conklin, Christina Yunker, Luis Rosado, and Rick Shaffer.

Commissioners Absent: Ken Malone

Also Present: Teresa Cupp, County Administrator and Angie Steinman, Finance Director

1. Budget Memo

County Administrator and Finance Director Steinman provided an update on:

- General Fund Recommendations,
- additional funding requests included in the Recommended Budget,
- Requested Position Recommendations,
- Other Funding Requests Not Recommended,
- Review of Special Revenue Funds and Updated Capital List,
- Misc – Dependent Care Assistance, Three Rivers Campus wall décor/design,
- Parks Millage renewal at reduced rate of .2472

Commissioner Ken Malone joined the meeting at 2:39 p.m.

2. Capital Request Listing (Revised) – presented by Chair Hoffmaster
3. General Fund Budget Detail (Revised) – presented by Chair Hoffmaster
4. Special Revenue Funds Detail – presented by Finance Director Angie Steinman
5. Public Comment (limit 3 minutes)
Deborah Davis provided comment.

Other Business.

- Budget Workshops –October 28, 2025, at 3 p.m.

There being no further business the meeting adjourned at 4:03 p.m.

Respectfully submitted,



Melissa J. Bliss, Deputy Clerk

BUDGET WORKSHOP MEETING
Minutes
October 7, 2025, at 5:00 p.m.
HISTORIC COURTHOUSE, HISTORY ROOM

Commissioners Present: Commissioners Jared Hoffmaster, Rusty Baker, Terry Conklin, Christina Yunker, Luis Rosado, Ken Malone, and Rick Shaffer.

Commissioners Absent: None

Also Present: Teresa Cupp, County Administrator and Angie Steinman, Finance Director

1. Budget Memo and Capital Request Submissions

Finance Director Steinman provided an overview of the county's general fund revenue and expenses.

It was moved by Hoffmaster and seconded by Malone to direct the county administrator to open negotiations for health plans with the unions. Motion carried.

Discussions included new/changed position requests from the following departments: administration, prosecutor's office, probate, building and grounds, and sheriff's office.

Further discussion also included appropriations, new funding requests for non-capital, capital improvement requests, and funding sources.

2. Additional Financial Reports Review

3. Public Comment (limit 3 minutes)

None

Other Business.

- Budget Workshops – Reschedule October 14, 2025, at 2 p.m. & October 28, 2025, at 3 p.m.

There being no further business the meeting adjourned at 7:30 p.m.

Respectfully submitted,



Melissa J. Bliss, Deputy Clerk

ST. JOSEPH COUNTY BOARD OF COMMISSIONERS

ANNUAL MEETING

September 16, 2025

The Regular Session of the Board of County Commissioners for the County of St. Joseph, State of Michigan, was held in the Commission Chambers on September 16, 2025, at 5:00 p.m.

1. Chairman Jared Hoffmaster called the meeting to order.
2. An invocation was given, followed by the Pledge of Allegiance.
3. Deputy Clerk Bliss called roll:

Present: Rusty Baker, Terry Conklin, Jared Hoffmaster, Ken Malone, Luis Rosado, Rick Shaffer, Christina Yunker

Also Present: County Administrator Teresa Cupp and Finance Director Angie Steinman

4. ADOPTION OF AGENDA

It was moved by Commissioner Baker and seconded by Commissioner Malone to adopt the agenda as presented. Motion carried.

5. CONSENT AGENDA

It was moved by Commissioner Rosado and seconded by Commissioner Shaffer to approve the consent agenda as presented.

- Executive Committee Meeting Minutes for September 9, 2025
- Board of Commissioners Meeting Minutes for August 19, 2025
- COAM Letter of Understanding
- Pivotal Board Appointment – Zach Reed
- Michigan Works! Workforce Development Board Bylaws
- August General Fund Financial Report, Non-General Fund Financial Report, General Ledger Activity Report – placed on file.

Motion carried.

6. PUBLIC COMMENT

Commissioner Hoffmaster opened the floor to public comment at 5:03 p.m.

None

Commissioner Hoffmaster closed the floor to public comment at 5:04 p.m.

7. PRESENTATIONS

A. 2024 Treasurer's Office Annual Report – Presented by Kathy Humphreys

B. 2024 Juvenile Division Family Court Annual Report – Presented by Judge Kane

8. COUNTY ADMINISTRATOR'S REPORT

Administrator Teresa Cupp – None

9. COMMITTEE REPORTS

Commissioner Shaffer provided an update on the Department of Health and Human Services

10. UNFINISHED BUSINESS

None reported.

11. NEW BUSINESS

A. Restoration of Allocated Sobriety Court Funds

It was moved by Commissioner Baker and seconded by Commissioner Malone to approve the restoration of allocated Sobriety Court Funds, as presented. Motion carried.

B. Opioid Settlement Resolution

**RESOLUTION TO AUTHORIZE ENTRY OF STATE-SUBDIVISION
AGREEMENT CONCERNING ALLOCATION OF
OPIOID SETTLEMENT FUNDS**

RESOLUTION NUMBER 9-2025

WHEREAS, the County of St. Joseph County has been directly impacted by the ongoing opioid epidemic, which has created significant challenges for local communities; and

WHEREAS, in response to these impacts, St. Joseph County has participated in coordinated litigation efforts against certain opioid manufacturers, distributors, and retailers alleged to have contributed to the opioid crisis; and

WHEREAS, settlements have been reached through negotiations between the settling entities, the State Attorneys General, and a Plaintiff Executive Committee–designated negotiating committee representing approximately 4,000 local governments nationwide; and

WHEREAS, the national settlement agreements and related bankruptcy resolutions provide for the allocation of settlement funds between participating states and their local subdivisions, including St. Joseph County; and

WHEREAS, the Michigan State–Subdivision Agreement specifies the method of allocation and requires that no less than 70% of all settlement proceeds be used exclusively for Opioid Remediation purposes, as defined by the settlement terms; and

WHEREAS, the September 2025 amended Michigan State–Subdivision Agreement further requires that all participating subdivisions file annual reports beginning in Fiscal Year 2026 with the Michigan Department of Attorney General, detailing all settlement funds received, expenditures made, and allocations committed; and

WHEREAS, St. Joseph County’s participation in the State–Subdivision Agreement is necessary to receive its share of settlement and/or bankruptcy proceeds from current and future opioid-related litigation or settlements;

NOW, THEREFORE, BE IT RESOLVED that the St. Joseph County Board of Commissioners hereby authorizes the County Administrator to sign all necessary documents associated with participation in opioid settlements, litigation, and bankruptcy proceedings; and

BE IT FURTHER RESOLVED that the St. Joseph County Board of Commissioners hereby authorizes the execution of the amended Michigan State–Subdivision Agreement governing the allocation of funds from all opioid litigation settlements and bankruptcy proceedings; and

BE IT FINALLY RESOLVED that the St. Joseph County Board of Commissioners authorizes participation in and execution of any substantially similar state–subdivision agreements that govern the allocation of opioid litigation or bankruptcy proceeds obtained from any other settling entities.

It was moved by Commissioner Baker and seconded by Commissioner Rosado to adopt the Opioid Settlement Resolution, as presented. By a roll call vote:

- Commissioner Malone - Yes
- Commissioner Baker - Yes
- Commissioner Conklin - Yes
- Commissioner Yunker - Yes
- Commissioner Shaffer - Yes
- Commissioner Rosado - Yes
- Commissioner Hoffmaster - Yes

Motion carried. Resolution 9-2025 was adopted.

C. Mission and Vision Statements

It was moved by Commissioner Malone and seconded by Commissioner Baker to adopt Mission Statement option #4 and Vision Statement option #4 as part of the previously approved St. Joseph County Strategic Plan, as presented. Motion carried

D. 2026 Elected Officials’ Salaries

It was moved by Commissioner Baker and seconded by Commissioner Malone to approve the 2026 elected officials’ salaries, as presented. Motion carried.

E. Covered Bridge Healthcare Board Member Resolution

**RESOLUTION HONORING THE SERVICE OF COVERED BRIDGE
HEALTHCARE BOARD MEMBERS**

RESOLUTION NUMBER 10-2025

WHEREAS, Covered Bridge Healthcare of St. Joseph County (CBHSC) is a Medicare-certified Federally Qualified Health Center (FQHC) located in Centreville,

Michigan, dedicated to providing affordable and accessible healthcare to the residents of St. Joseph County; and

WHEREAS, CBHSC, through its outpatient clinic and federal support, offers critical healthcare services to the community, including preventative care, and other essential medical services; and

WHEREAS, the leadership and oversight of the CBHSC Board of Directors are vital to ensuring the clinic's continued success in serving the healthcare needs of St. Joseph County; and

WHEREAS, Elizabeth Datkovic, Kristine Kirsch, and JD Yoder have each faithfully completed three (3) three-year terms of service on the Board of Directors, providing guidance, governance, and commitment to the mission of CBHSC; and

NOW, THEREFORE, BE IT RESOLVED, that the St. Joseph County Board of Commissioners does hereby recognize and honor Elizabeth Datkovic, Kristine Kirsch, and JD Yoder for their years of dedicated service to Covered Bridge Healthcare and the citizens of St. Joseph County; and

BE IT FURTHER RESOLVED, that this resolution be entered into the official record of the County and that copies be presented to each honoree with the County's gratitude.

It was moved by Commissioner Malone and seconded by Commissioner Shaffer to approve the Resolution Honoring the Service of Covered Bridge Healthcare Board Members, as presented. Voting was by roll call:

Commissioner Baker – Yes
Commissioner Yunker - Yes
Commissioner Shaffer – Yes
Commissioner Conklin – Yes
Commissioner Rosado - Yes
Commissioner Malone - Yes
Commissioner Hoffmaster - Yes

Motion carried. Resolution 10-2025 was adopted.

F. Change in Jail Medical Service Provider

It was moved by Commissioner Malone and seconded by Commissioner Baker to approve the contract with ATC Healthcare Services, LLC, pending legal review. Motion carried.

G. Consumer Energy Easement – Central Dispatch

It was moved by Commissioner Baker and seconded by Commissioner Yunker to approve the easement with Consumers Energy, as presented. Motion carried.

H. Resolution to Approve an Application for CDBG Funds for Housing Improving Local Livability (CHILL)

**RESOLUTION TO APPLY FOR
COMMUNITY DEVELOPMENT BLOCK GRANT FUNDS
FOR CDBG HOUSING IMPROVING LOCAL LIVABILITY (CHILL)**

RESOLUTION # 11-2025

WHEREAS: St. Joseph County is interested in continuing efforts to provide affordable housing improvements for its low-to-moderate income residents; and

WHEREAS: The St. Joseph County Board of Commissioners recommends that St. Joseph County make an application for CDBG CHILL funds for homeowner rehabilitation projects; and

WHEREAS: The St. Joseph County Board of Commissioners is requesting the rehab application for \$300,000 to be used according to the CDBG/HUD/MSHDA guidelines for the CHILL grant funds to be used by maximum 80% Area Median Income (low to moderate) residents in the boundary lines of the Villages limits of Centreville, White Pigeon, Colon and Burr Oak, and within the following townships: Flowerfield, Park, Mendon, Leonidas, Fabius, Lockport, Nottawa, Colon, Constantine, Florence, Sherman, Burr Oak, Mottville, White Pigeon, Sturgis and Fawn River, as indicated in the Letter of Intent for the CHILL grant application and as approved by the Board of Commissioners per MSHDA's requirements;

NOW THEREFORE BE IT RESOLVED: The St. Joseph County Board of Commissioners authorizes the Chairman of the Board of Commissioners to authorize the Finance Director to sign and submit all CDBG and CDBG Chill applications, and all grant documents and amendments, and payment requests; and authorizes the Finance Director to be the certifying officer of the environmental review record and to sign all environmental documents for the grant; and

BE IT FURTHER RESOLVED: The St. Joseph County Board of Commissioners understands that no project costs (CDBG and non-CDBG) will be incurred prior to a formal grant award, completion of the environmental review procedures, and until a formal, written authorization to incur costs has been provided by the MSHDA CDBG staff; and

BE IT FURTHER RESOLVED: The St. Joseph County Board of Commissioners authorizes the preparation of an application for the CDBG CHILL grant through the Michigan State Housing Development Authority, and approval of the CHILL grant, if funded.

It was moved by Commissioner Baker and seconded by Commissioner Malone to approve the Resolution Honoring the Service of Covered Bridge Healthcare Board Members, as presented. Voting was by roll call:

Commissioner Shaffer – Yes
Commissioner Baker - Yes
Commissioner Rosado – Yes
Commissioner Yunker – Yes
Commissioner Malone - Yes
Commissioner Conklin - Yes

Commissioner Hoffmaster - Yes

Motion carried. Resolution 11-2025 was adopted.

12. COMMISSIONER COMMENTS

Commissioner Shaffer, Commissioner Malone, Commissioner Baker, and Commissioner Hoffmaster provided comments.

13. CLOSED SESSION

It was moved by Commissioner Rosado and seconded by Commissioner Malone to go into closed session pursuant to Sections 8(1)(h) of the Open Meetings Act to consider an attorney's written legal opinion regarding the use of public funds that is exempt from public disclosure under state and federal review. By a roll call vote:

Commissioner Rosado – Yes

Commissioner Baker – Yes

Commissioner Shaffer – Yes

Commissioner Malone – Yes

Commissioner Yunker – Yes

Commissioner Conklin – Yes

Commissioner Hoffmaster – Yes

Motion carried.

At 5:53 p.m. the commission went into a closed session.

At 6:33 p.m., the Commission reconvened to open session.

Chairman Hoffmaster stated that the closed session minutes of September 19, 2025, state that the Commission met in closed session pursuant to Sections 8(1)(h) of the Open Meetings Act to consider an attorney's written legal opinion regarding the use of public funds that is exempt from public disclosure under state and federal review and that no decisions were made.

It was moved by Commissioner Yunker and seconded by Commissioner Malone to approve the Closed Session minutes, as presented. Motion carried.


14. ADJOURNMENT

It was moved by Commissioner Shaffer and seconded by Commissioner Malone to adjourn the meeting at 6:34 p.m. Motion carried.

Melissa J. Bliss

Melissa J. Bliss,

Deputy County Clerk/Election Coordinator



COUNTY ADMINISTRATOR

Telephone: (269) 467-5617

125 Main St.
P.O. Box 277
Centreville, MI 49032-0277

BOARD AGENDA REQUEST FORM

PROPOSED FOR BOARD MEETING OF: October 21 2025

DEPARTMENT: Equalization

PREPARED BY: Josh Simmons

SUBJECT: 2025 Apportionment Report

SPECIFIC ACTION REQUESTED:

Adopt resolution to approve the 2025 Apportionment report.

DESCRIPTION OF ACTION/BACKGROUND (dollar amount, purpose):

MCL 211.37 as amended, requires the County Board of Commissioners at their October session, to apportion the amount of property taxes to be raised by the various taxing jurisdictions.

FUNDING SOURCE IF REQUIRED (Federal, State, or Local):

N/A

PERSONNEL IF REQUIRED:

(indicate if elimination or creation and list FTE; job title; grade; full-time salary range; account number)

N/A

NEW OR RENEWAL:

New

PROCUREMENT INFORMATION:

(indicate if the contract was bid out, if not, state reason(s) why; indicate last time contract was bid out; indicate if awarded bidder was the lowest bidder, if not, indicate why)

N/A

CONTACT PERSON WITH PHONE NUMBER:

Josh Simmons, Equalization Director
(269) 467-5550

RECOMMENDATION - Completed by Administrative Team



RESOLUTION NO. _____

ST. JOSEPH COUNTY, MICHIGAN

WHEREAS, MCL 211.37 as amended, requires the County Board of Commissioners at their October session, to apportion the amount of property taxes to be raised by the various taxing jurisdictions; and

WHEREAS, the attached Apportionment Report contains a summary of the requests for millages to be levied by the various taxing jurisdictions and the County of St. Joseph; and

WHEREAS, MCL 207.12, as amended, requires the Director of the County Tax Equalization Department to make and submit to the Department of Treasury, State Tax Commission, a detailed report of such actions by the County Board on a form prescribed by the Commission.

NOW, THEREFORE, BE IT HEREBY RESOLVED that the St. Joseph County Board of Commissioners approves the attached summary of millage requests by the various taxing jurisdictions and further authorizes the St. Joseph County Equalization Director to certify such forms and submit them as required by law to the appropriate departments.

2025
St Joseph County
Apportionment Report




St. Joseph County Historic Court House

Prepared by:
St Joseph County Equalization Department

Staff:

Joshua Simmons	Equalization Director
Mandi Lloyd	Appraiser
Erin Lamb	Equalization Technician



St Joseph County

Equalization Department

(269) 467-5576

Fax (269) 467-5672

DATE: October 14, 2025
TO: St Joseph County Board of Commissioners
FROM: Joshua Simmons, Equalization Director
RE: 2025 Annual Apportionment Report

To Whom It May Concern,

Pursuant to requirements set forth by the State of Michigan, the Equalization Department of St Joseph County has prepared the attached Apportionment Report for your review and analysis. This report is a compilation of all millage rates levied within St Joseph County by various agents and authorities. Upon your review, you will find that the taxable valuations used are based on the ad valorem values that were approved by the Commissioners in April, and thus do not account for any adjustments made by the July Board of Review, Michigan Tax Tribunal or State Tax Commission.

The statutory responsibilities of the County Board of Commissioners in this matter are listed below:

THE GENERAL PROPERTY TAX ACT (EXCERPT)

Act 206 of 1893

Sec. 37.

The county board of commissioners, either at a session held not later than October 31 in each year or at a special meeting held for a local tax collecting unit that approves under section 44a(2) the accelerated collection in a summer property tax levy of a millage that had been previously billed and collected as in a preceding tax year as part of the winter property tax levy, shall ascertain and determine the amount of money to be raised for county purposes, and shall apportion the amount and also the amount of the state tax and indebtedness of the county to the state among the several townships in the county in proportion to the valuation of the taxable real and personal property as determined by the board, or as determined by the state tax commission upon appeal in the manner provided by law for that year, which determination and apportionment shall be entered at large on county records. The board, at a session held not later than October 31 in each year, shall also examine all certificates, statements, papers, and records submitted to it, showing the money to be raised in the several townships for school, highway, drain, township, and other purposes. It shall hear and consider all objections made to raising that money by any taxpayer affected. If it appears to the board that any certificate, statement, paper, or record is not properly certified or is in any way defective, or that any proceeding to authorize the raising of the money has not been had or is in any way imperfect, the board shall verify the same, and if the certificate, statement, paper, record, or proceeding can then be corrected, supplied, or had, the board shall authorize and require the defects or omissions of proceedings to be corrected, supplied, or had. The board may refer any or all the certificates, statements, papers, records, and proceedings to the prosecuting attorney, who shall investigate and without delay report in writing his or her opinion to the

board. The board shall direct that the money proposed to be raised for township, school, highway, drain, and all other purposes authorized by law shall be spread upon the assessment roll of the proper townships, wards, and cities. This action and direction shall be entered in full upon the records of the proceedings of the board and shall be final as to the levy and assessment of all the taxes, except if there is a change made in the equalization of any county by the state tax commission upon appeal in the manner provided by law. The direction for spread of taxes shall be expressed in terms of millages to be spread against the taxable values of properties and shall not direct the raising of any specific amount of money. This section does not apply when section 36(2) applies and shall not prevent the township clerk from providing a certification to the county clerk pursuant to section 36(1). If a certification is provided pursuant to section 36(1), the county board of commissioners shall meet and direct or amend its direction for the spread of millages by local units in the county pursuant to the certification.

Respectfully submitted,

A handwritten signature in blue ink, appearing to read "Joshua Simmons". The signature is stylized and cursive.

Joshua Simmons, Director
St Joseph County Equalization

St Joseph County 2025 Apportionment Report

Table of Contents

Statement Showing Millages Apportioned by the St. Joseph County Board of Commissioners for the year 2025	Pages... 1-5
Statement of Taxable Values for Various Taxing Authorities	Pages... 6-8
Ad valorem taxes levied within each government unit	
Burr Oak Township (includes village)	Page.... 9
Colon Township (includes village)	Page.... 11
Constantine Township (includes village)	Page.... 13
Fabius Township	Page.... 15
Fawn River Township	Page.... 16
Florence Township	Page.... 17
Flowerfield Township	Page.... 19
Leonidas Township	Page.... 20
Lockport Township (includes village)	Page.... 22
Mendon Township (includes village)	Page.... 24
Mottville Township	Page.... 26
Nottawa Township (includes village)	Page.... 27
Park Township	Page.... 29
Sherman Township	Page.... 31
Sturgis Township	Page.... 33
White Pigeon Township (includes village)	Page.... 34
Three Rivers City	Page.... 35
Sturgis City	Page.... 36
Compilation of Overall Estimated Tax Revenue	Page.... 37
Comparison of Overall Estimated Tax Revenue	Page.... 39
County Drain Special Assessments	Page.... 42

2025 St. Joseph County Millage Rates

Government Unit School District & Taxable Status	Total Gov't Unit	Total DDA	Total Sturgis Library	Total County	Total School	I.S.D Name	Total I.S.D.	Total S.E.T.	Comm. College Name	Total Comm. College	Total Millage Rate	Summer Levy	Winter Levy
Burr Oak Twp													
Bronson School District [Non-PRE]	0.8704	0.0000	0.0000	7.7857	19.6920	Branch	8.0196	6.0000	None	*	42.3677	10.4863	31.8814
Bronson School District [PRE]	0.8704	0.0000	0.0000	7.7857	1.9656	Branch	8.0196	6.0000	None	*	24.6413	10.4863	14.1550
Bronson School District [Com. Personal]	0.8704	0.0000	0.0000	7.7857	7.6920	Branch	8.0196	6.0000	None	*	30.3677	10.4863	19.8814
Bronson School District [Ind. Personal]	0.8704	0.0000	0.0000	7.7857	1.9656	Branch	8.0196	0.0000	None	*	18.6413	4.4863	14.1550
Burr Oak School District [Non-PRE]	0.8704	0.0000	0.0000	7.7857	20.8998	St. Joseph	3.9047	6.0000	Glen Oaks	2.6915	42.1521	10.4863	31.6658
Burr Oak School District [PRE]	0.8704	0.0000	0.0000	7.7857	2.8998	St. Joseph	3.9047	6.0000	Glen Oaks	2.6915	24.1521	10.4863	13.6658
Burr Oak School District [Com. Personal]	0.8704	0.0000	0.0000	7.7857	8.8998	St. Joseph	3.9047	6.0000	Glen Oaks	2.6915	30.1521	10.4863	19.6658
Burr Oak School District [Ind. Personal]	0.8704	0.0000	0.0000	7.7857	2.8998	St. Joseph	3.9047	0.0000	Glen Oaks	2.6915	18.1521	4.4863	13.6658
Colon School District [Non-PRE]	0.8704	0.0000	0.0000	7.7857	23.0706	St. Joseph	3.9047	6.0000	Glen Oaks	2.6915	44.3229	10.4863	33.8366
Colon School District [PRE]	0.8704	0.0000	0.0000	7.7857	5.0706	St. Joseph	3.9047	6.0000	Glen Oaks	2.6915	26.3229	10.4863	15.8366
Colon School District [Com. Personal]	0.8704	0.0000	0.0000	7.7857	11.0706	St. Joseph	3.9047	6.0000	Glen Oaks	2.6915	32.3229	10.4863	21.8366
Colon School District [Ind. Personal]	0.8704	0.0000	0.0000	7.7857	5.0706	St. Joseph	3.9047	0.0000	Glen Oaks	2.6915	20.3229	4.4863	15.8366
Nottawa School District [Non-PRE]	0.8704	0.0000	0.0000	7.7857	19.4226	St. Joseph	3.9047	6.0000	Glen Oaks	2.6915	40.6749	10.4863	30.1886
Nottawa School District [PRE]	0.8704	0.0000	0.0000	7.7857	1.4226	St. Joseph	3.9047	6.0000	Glen Oaks	2.6915	22.6749	10.4863	12.1886
Nottawa School District [Com. Personal]	0.8704	0.0000	0.0000	7.7857	7.4226	St. Joseph	3.9047	6.0000	Glen Oaks	2.6915	28.6749	10.4863	18.1886
Nottawa School District [Ind. Personal]	0.8704	0.0000	0.0000	7.7857	1.4226	St. Joseph	3.9047	0.0000	Glen Oaks	2.6915	16.6749	4.4863	12.1886
Sturgis School District [Non-PRE]	0.8704	0.0000	0.0000	7.7857	26.1036	St. Joseph	3.9047	6.0000	Glen Oaks	2.6915	47.3559	10.4863	36.8696
Sturgis School District [PRE]	0.8704	0.0000	0.0000	7.7857	8.6943	St. Joseph	3.9047	6.0000	Glen Oaks	2.6915	29.9466	10.4863	19.4603
Sturgis School District [Com. Personal]	0.8704	0.0000	0.0000	7.7857	14.1036	St. Joseph	3.9047	6.0000	Glen Oaks	2.6915	35.3559	10.4863	24.8696
Sturgis School District [Ind. Personal]	0.8704	0.0000	0.0000	7.7857	8.6943	St. Joseph	3.9047	0.0000	Glen Oaks	2.6915	23.9466	4.4863	19.4603
Colon Twp													
Burr Oak School District [Non-PRE]	3.3084	0.0000	0.0000	7.7857	20.8998	St. Joseph	3.9047	6.0000	Glen Oaks	2.6915	44.5901	10.4863	34.1038
Burr Oak School District [PRE]	3.3084	0.0000	0.0000	7.7857	2.8998	St. Joseph	3.9047	6.0000	Glen Oaks	2.6915	26.5901	10.4863	16.1038
Burr Oak School District [Com. Personal]	1.7380	0.0000	0.0000	7.7857	8.8998	St. Joseph	3.9047	6.0000	Glen Oaks	2.6915	31.0197	10.4863	20.5334
Burr Oak School District [Ind. Personal]	1.7380	0.0000	0.0000	7.7857	2.8998	St. Joseph	3.9047	0.0000	Glen Oaks	2.6915	19.0197	4.4863	14.5334
Colon School District [Non-PRE]	3.3084	0.0000	0.0000	7.7857	23.0706	St. Joseph	3.9047	6.0000	Glen Oaks	2.6915	46.7609	10.4863	36.2746
Colon School District [PRE]	3.3084	0.0000	0.0000	7.7857	5.0706	St. Joseph	3.9047	6.0000	Glen Oaks	2.6915	29.9466	10.4863	19.2746
Colon School District [Com. Personal]	1.7380	0.0000	0.0000	7.7857	11.0706	St. Joseph	3.9047	6.0000	Glen Oaks	2.6915	33.1905	10.4863	22.7042
Colon School District [Ind. Personal]	1.7380	0.0000	0.0000	7.7857	5.0706	St. Joseph	3.9047	0.0000	Glen Oaks	2.6915	21.1905	4.4863	16.7042
Mendon School District [Non-PRE]	3.3084	0.0000	0.0000	7.7857	26.0000	St. Joseph	3.9047	6.0000	Glen Oaks	2.6915	49.6903	10.4863	39.2040
Mendon School District [PRE]	3.3084	0.0000	0.0000	7.7857	8.0000	St. Joseph	3.9047	6.0000	Glen Oaks	2.6915	31.6903	10.4863	21.2040
Mendon School District [Com. Personal]	1.7380	0.0000	0.0000	7.7857	14.0000	St. Joseph	3.9047	6.0000	Glen Oaks	2.6915	36.1199	10.4863	25.6336
Mendon School District [Ind. Personal]	1.7380	0.0000	0.0000	7.7857	8.0000	St. Joseph	3.9047	0.0000	Glen Oaks	2.6915	24.1199	4.4863	19.6336
Nottawa School District [Non-PRE]	3.3084	0.0000	0.0000	7.7857	19.4226	St. Joseph	3.9047	6.0000	Glen Oaks	2.6915	43.1129	10.4863	32.6266
Nottawa School District [PRE]	3.3084	0.0000	0.0000	7.7857	1.4226	St. Joseph	3.9047	6.0000	Glen Oaks	2.6915	25.1129	10.4863	14.6266
Nottawa School District [Com. Personal]	1.7380	0.0000	0.0000	7.7857	7.4226	St. Joseph	3.9047	6.0000	Glen Oaks	2.6915	29.5425	10.4863	19.0562
Nottawa School District [Ind. Personal]	1.7380	0.0000	0.0000	7.7857	1.4226	St. Joseph	3.9047	0.0000	Glen Oaks	2.6915	17.5425	4.4863	13.0562
Constantine Twp													
Constantine School District [Non-PRE]	2.6034	0.0000	0.0000	7.7857	21.2941	St. Joseph	3.9047	6.0000	Glen Oaks	2.6915	44.2794	10.4863	33.7931
Constantine School District [PRE]	2.6034	0.0000	0.0000	7.7857	4.5500	St. Joseph	3.9047	6.0000	Glen Oaks	2.6915	27.5353	10.4863	17.0490
Constantine School District [Com. Personal]	1.8534	0.0000	0.0000	7.7857	9.2941	St. Joseph	3.9047	6.0000	Glen Oaks	2.6915	31.5294	10.4863	21.0431
Constantine School District [Ind. Personal]	1.8534	0.0000	0.0000	7.7857	4.5500	St. Joseph	3.9047	0.0000	Glen Oaks	2.6915	20.7853	4.4863	16.2990
Three Rivers School District [Non-PRE]	2.6034	0.0000	0.0000	7.7857	22.9000	St. Joseph	3.9047	6.0000	Glen Oaks	2.6915	45.8853	10.4863	35.3990
Three Rivers School District [PRE]	2.6034	0.0000	0.0000	7.7857	4.9000	St. Joseph	3.9047	6.0000	Glen Oaks	2.6915	27.8853	10.4863	17.3990
Three Rivers School District [Com. Personal]	1.8534	0.0000	0.0000	7.7857	10.9000	St. Joseph	3.9047	6.0000	Glen Oaks	2.6915	33.1353	10.4863	22.6490
Three Rivers School District [Ind. Personal]	1.8534	0.0000	0.0000	7.7857	4.9000	St. Joseph	3.9047	0.0000	Glen Oaks	2.6915	21.1353	4.4863	16.6490
White Pigeon School District [Non-PRE]	2.6034	0.0000	0.0000	7.7857	21.7854	St. Joseph	3.9047	6.0000	Glen Oaks	2.6915	44.7707	10.4863	34.2844
White Pigeon School District [PRE]	2.6034	0.0000	0.0000	7.7857	3.7854	St. Joseph	3.9047	6.0000	Glen Oaks	2.6915	26.7707	10.4863	16.2844
White Pigeon School District [Com. Personal]	1.8534	0.0000	0.0000	7.7857	9.7854	St. Joseph	3.9047	6.0000	Glen Oaks	2.6915	32.0207	10.4863	21.5344
White Pigeon School District [Ind. Personal]	1.8534	0.0000	0.0000	7.7857	3.7854	St. Joseph	3.9047	0.0000	Glen Oaks	2.6915	20.0207	4.4863	15.5344

2025 St. Joseph County Millage Rates

Government Unit School District & Taxable Status	Total Gov't Unit	Total DDA	Total Sturgis Library	Total County	Total School	I.S.D Name	Total I.S.D.	Total S.E.T.	Comm. College Name	Total Comm. College	Total Millage Rate	Summer Levy	Winter Levy
Fabius Twp													
Constantine School District [Non-PRE]	0.0000	0.0000	0.0000	7.7857	21.2941	St. Joseph	3.9047	6.0000	Glen Oaks	2.6915	41.6760	10.4863	31.1897
Constantine School District [PRE]	0.0000	0.0000	0.0000	7.7857	4.5500	St. Joseph	3.9047	6.0000	Glen Oaks	2.6915	24.9319	10.4863	14.4456
Constantine School District [Com. Personal]	0.0000	0.0000	0.0000	7.7857	9.2941	St. Joseph	3.9047	6.0000	Glen Oaks	2.6915	29.6760	10.4863	19.1897
Constantine School District [Ind. Personal]	0.0000	0.0000	0.0000	7.7857	4.5500	St. Joseph	3.9047	0.0000	Glen Oaks	2.6915	18.9319	4.4863	14.4456
Three Rivers School District [Non-PRE]	0.0000	0.0000	0.0000	7.7857	22.9000	St. Joseph	3.9047	6.0000	Glen Oaks	2.6915	43.2819	10.4863	32.7956
Three Rivers School District [PRE]	0.0000	0.0000	0.0000	7.7857	4.9000	St. Joseph	3.9047	6.0000	Glen Oaks	2.6915	25.2819	10.4863	14.7956
Three Rivers School District [Com. Personal]	0.0000	0.0000	0.0000	7.7857	10.9000	St. Joseph	3.9047	6.0000	Glen Oaks	2.6915	31.2819	10.4863	20.7956
Three Rivers School District [Ind. Personal]	0.0000	0.0000	0.0000	7.7857	4.9000	St. Joseph	3.9047	0.0000	Glen Oaks	2.6915	19.2819	4.4863	14.7956
Fawn River Twp													
Sturgis School District [Non-PRE]	2.0000	0.0000	1.0657	7.7857	26.1036	St. Joseph	3.9047	6.0000	Glen Oaks	2.6915	49.5512	10.4863	39.0649
Sturgis School District [PRE]	2.0000	0.0000	1.0657	7.7857	8.6943	St. Joseph	3.9047	6.0000	Glen Oaks	2.6915	32.1419	10.4863	21.6556
Sturgis School District [Com. Personal]	0.0000	0.0000	1.0657	7.7857	14.1036	St. Joseph	3.9047	6.0000	Glen Oaks	2.6915	35.5512	10.4863	25.0649
Sturgis School District [Ind. Personal]	0.0000	0.0000	1.0657	7.7857	8.6943	St. Joseph	3.9047	0.0000	Glen Oaks	2.6915	24.1419	4.4863	19.6556
Florence Twp													
Centreville School District [Non-PRE]	0.9046	0.0000	0.0000	7.7857	25.0000	St. Joseph	3.9047	6.0000	Glen Oaks	2.6915	46.2865	10.4863	35.8002
Centreville School District [PRE]	0.9046	0.0000	0.0000	7.7857	7.0000	St. Joseph	3.9047	6.0000	Glen Oaks	2.6915	28.2865	10.4863	17.8002
Centreville School District [Com. Personal]	0.9046	0.0000	0.0000	7.7857	13.0000	St. Joseph	3.9047	6.0000	Glen Oaks	2.6915	34.2865	10.4863	23.8002
Centreville School District [Ind. Personal]	0.9046	0.0000	0.0000	7.7857	7.0000	St. Joseph	3.9047	0.0000	Glen Oaks	2.6915	22.2865	4.4863	17.8002
Constantine School District [Non-PRE]	0.9046	0.0000	0.0000	7.7857	21.2941	St. Joseph	3.9047	6.0000	Glen Oaks	2.6915	42.5806	10.4863	32.0943
Constantine School District [PRE]	0.9046	0.0000	0.0000	7.7857	4.5500	St. Joseph	3.9047	6.0000	Glen Oaks	2.6915	25.8365	10.4863	15.3502
Constantine School District [Com. Personal]	0.9046	0.0000	0.0000	7.7857	9.2941	St. Joseph	3.9047	6.0000	Glen Oaks	2.6915	30.5806	10.4863	20.0943
Constantine School District [Ind. Personal]	0.9046	0.0000	0.0000	7.7857	4.5500	St. Joseph	3.9047	0.0000	Glen Oaks	2.6915	19.8365	4.4863	15.3502
Three Rivers School District [Non-PRE]	0.9046	0.0000	0.0000	7.7857	22.9000	St. Joseph	3.9047	6.0000	Glen Oaks	2.6915	44.1865	10.4863	33.7002
Three Rivers School District [PRE]	0.9046	0.0000	0.0000	7.7857	4.9000	St. Joseph	3.9047	6.0000	Glen Oaks	2.6915	26.1865	10.4863	15.7002
Three Rivers School District [Com. Personal]	0.9046	0.0000	0.0000	7.7857	10.9000	St. Joseph	3.9047	6.0000	Glen Oaks	2.6915	32.1865	10.4863	21.7002
Three Rivers School District [Ind. Personal]	0.9046	0.0000	0.0000	7.7857	4.9000	St. Joseph	3.9047	0.0000	Glen Oaks	2.6915	20.1865	4.4863	15.7002
White Pigeon School District [Non-PRE]	0.9046	0.0000	0.0000	7.7857	21.7854	St. Joseph	3.9047	6.0000	Glen Oaks	2.6915	43.0719	10.4863	32.5856
White Pigeon School District [PRE]	0.9046	0.0000	0.0000	7.7857	3.7854	St. Joseph	3.9047	6.0000	Glen Oaks	2.6915	25.0719	10.4863	14.5856
White Pigeon School District [Com. Personal]	0.9046	0.0000	0.0000	7.7857	9.7854	St. Joseph	3.9047	6.0000	Glen Oaks	2.6915	31.0719	10.4863	20.5856
White Pigeon School District [Ind. Personal]	0.9046	0.0000	0.0000	7.7857	3.7854	St. Joseph	3.9047	0.0000	Glen Oaks	2.6915	19.0719	4.4863	14.5856
Flowerfield Twp													
Marcellus School District [Non-PRE]	1.8326	0.0000	0.0000	7.7857	22.6500	Heritage SW	2.1798	6.0000	Glen Oaks	2.6915	43.1396	10.4863	32.6533
Marcellus School District [PRE]	1.8326	0.0000	0.0000	7.7857	4.6500	Heritage SW	2.1798	6.0000	Glen Oaks	2.6915	25.1396	10.4863	14.6533
Marcellus School District [Com. Personal]	1.8326	0.0000	0.0000	7.7857	10.6500	Heritage SW	2.1798	6.0000	Glen Oaks	2.6915	31.1396	10.4863	20.6533
Marcellus School District [Ind. Personal]	1.8326	0.0000	0.0000	7.7857	4.6500	Heritage SW	2.1798	0.0000	Glen Oaks	2.6915	19.1396	4.4863	14.6533
Three Rivers School District [Non-PRE]	1.8326	0.0000	0.0000	7.7857	22.9000	St. Joseph	3.9047	6.0000	Glen Oaks	2.6915	45.1145	10.4863	34.6282
Three Rivers School District [PRE]	1.8326	0.0000	0.0000	7.7857	4.9000	St. Joseph	3.9047	6.0000	Glen Oaks	2.6915	27.1145	10.4863	16.6282
Three Rivers School District [Com. Personal]	1.8326	0.0000	0.0000	7.7857	10.9000	St. Joseph	3.9047	6.0000	Glen Oaks	2.6915	33.1145	10.4863	22.6282
Three Rivers School District [Ind. Personal]	1.8326	0.0000	0.0000	7.7857	4.9000	St. Joseph	3.9047	0.0000	Glen Oaks	2.6915	21.1145	4.4863	16.6282
Leonidas Twp													
Athens School District [Non-PRE]	2.9965	0.0000	0.0000	7.7857	21.0000	Calhoun	6.1919	6.0000	Kellogg	3.6109	47.5850	10.4863	37.0987
Athens School District [PRE]	2.9965	0.0000	0.0000	7.7857	3.0000	Calhoun	6.1919	6.0000	Kellogg	3.6109	29.5850	10.4863	19.0987
Athens School District [Com. Personal]	2.9965	0.0000	0.0000	7.7857	9.0000	Calhoun	6.1919	6.0000	Kellogg	3.6109	35.5850	10.4863	25.0987
Athens School District [Ind. Personal]	2.9965	0.0000	0.0000	7.7857	3.0000	Calhoun	6.1919	0.0000	Kellogg	3.6109	23.5850	4.4863	19.0987
Colon School District [Non-PRE]	2.9965	0.0000	0.0000	7.7857	23.0706	St. Joseph	3.9047	6.0000	Glen Oaks	2.6915	46.4490	10.4863	35.9627
Colon School District [PRE]	2.9965	0.0000	0.0000	7.7857	5.0706	St. Joseph	3.9047	6.0000	Glen Oaks	2.6915	28.4490	10.4863	17.9627
Colon School District [Com. Personal]	2.9965	0.0000	0.0000	7.7857	11.0706	St. Joseph	3.9047	6.0000	Glen Oaks	2.6915	34.4490	10.4863	23.9627
Colon School District [Ind. Personal]	2.9965	0.0000	0.0000	7.7857	5.0706	St. Joseph	3.9047	0.0000	Glen Oaks	2.6915	22.4490	4.4863	17.9627
Mendon School District [Non-PRE]	2.9965	0.0000	0.0000	7.7857	26.0000	St. Joseph	3.9047	6.0000	Glen Oaks	2.6915	49.3784	10.4863	38.8921
Mendon School District [PRE]	2.9965	0.0000	0.0000	7.7857	8.0000	St. Joseph	3.9047	6.0000	Glen Oaks	2.6915	31.3784	10.4863	20.8921
Mendon School District [Com. Personal]	2.9965	0.0000	0.0000	7.7857	14.0000	St. Joseph	3.9047	6.0000	Glen Oaks	2.6915	37.3784	10.4863	26.8921
Mendon School District [Ind. Personal]	2.9965	0.0000	0.0000	7.7857	8.0000	St. Joseph	3.9047	0.0000	Glen Oaks	2.6915	25.3784	4.4863	20.8921
Vicksburg School District [Non-PRE]	2.9965	0.0000	0.0000	7.7857	24.6000	K-Resa	6.9565	6.0000	KVCC	2.7645	51.1032	10.4863	40.6169
Vicksburg School District [PRE]	2.9965	0.0000	0.0000	7.7857	6.6000	K-Resa	6.9565	6.0000	KVCC	2.7645	33.1032	10.4863	22.6169
Vicksburg School District [Com. Personal]	2.9965	0.0000	0.0000	7.7857	12.6000	K-Resa	6.9565	6.0000	KVCC	2.7645	39.1032	10.4863	28.6169
Vicksburg School District [Ind. Personal]	2.9965	0.0000	0.0000	7.7857	6.6000	K-Resa	6.9565	0.0000	KVCC	2.7645	27.1032	4.4863	22.6169

2025 St. Joseph County Millage Rates

Government Unit School District & Taxable Status	Total Gov't Unit	Total DDA	Total Sturgis Library	Total County	Total School	I.S.D Name	Total I.S.D.	Total S.E.T.	Comm. College Name	Total Comm. College	Total Millage Rate	Summer Levy	Winter Levy
Lockport Twp													
Centreville School District [Non-PRE]	2.2471	0.0000	0.0000	7.7857	25.0000	St. Joseph	3.9047	6.0000	Glen Oaks	2.6915	47.6290	10.4863	37.1427
Centreville School District [PRE]	2.2471	0.0000	0.0000	7.7857	7.0000	St. Joseph	3.9047	6.0000	Glen Oaks	2.6915	29.6290	10.4863	19.1427
Centreville School District [Com. Personal]	2.2471	0.0000	0.0000	7.7857	13.0000	St. Joseph	3.9047	6.0000	Glen Oaks	2.6915	35.6290	10.4863	25.1427
Centreville School District [Ind. Personal]	2.2471	0.0000	0.0000	7.7857	7.0000	St. Joseph	3.9047	0.0000	Glen Oaks	2.6915	23.6290	4.4863	19.1427
Mendon School District [Non-PRE]	2.2471	0.0000	0.0000	7.7857	26.0000	St. Joseph	3.9047	6.0000	Glen Oaks	2.6915	48.6290	10.4863	38.1427
Mendon School District [PRE]	2.2471	0.0000	0.0000	7.7857	8.0000	St. Joseph	3.9047	6.0000	Glen Oaks	2.6915	30.6290	10.4863	20.1427
Mendon School District [Com. Personal]	2.2471	0.0000	0.0000	7.7857	14.0000	St. Joseph	3.9047	6.0000	Glen Oaks	2.6915	36.6290	10.4863	26.1427
Mendon School District [Ind. Personal]	2.2471	0.0000	0.0000	7.7857	8.0000	St. Joseph	3.9047	0.0000	Glen Oaks	2.6915	24.6290	4.4863	20.1427
Three Rivers School District [Non-PRE]	2.2471	0.0000	0.0000	7.7857	22.9000	St. Joseph	3.9047	6.0000	Glen Oaks	2.6915	45.5290	10.4863	35.0427
Three Rivers School District [PRE]	2.2471	0.0000	0.0000	7.7857	4.9000	St. Joseph	3.9047	6.0000	Glen Oaks	2.6915	27.5290	10.4863	17.0427
Three Rivers School District [Com. Personal]	2.2471	0.0000	0.0000	7.7857	10.9000	St. Joseph	3.9047	6.0000	Glen Oaks	2.6915	33.5290	10.4863	23.0427
Three Rivers School District [Ind. Personal]	2.2471	0.0000	0.0000	7.7857	4.9000	St. Joseph	3.9047	0.0000	Glen Oaks	2.6915	21.5290	4.4863	17.0427
Mendon Twp													
Mendon School District [Non-PRE]	3.9653	0.0000	0.0000	7.7857	26.0000	St. Joseph	3.9047	6.0000	Glen Oaks	2.6915	50.3472	10.4863	39.8609
Mendon School District [PRE]	3.9653	0.0000	0.0000	7.7857	8.0000	St. Joseph	3.9047	6.0000	Glen Oaks	2.6915	32.3472	10.4863	21.8609
Mendon School District [Com. Personal]	1.9454	0.0000	0.0000	7.7857	14.0000	St. Joseph	3.9047	6.0000	Glen Oaks	2.6915	36.3273	10.4863	25.8410
Mendon School District [Ind. Personal]	1.9454	0.0000	0.0000	7.7857	8.0000	St. Joseph	3.9047	0.0000	Glen Oaks	2.6915	24.3273	4.4863	19.8410
Vicksburg School District [Non-PRE]	3.9653	0.0000	0.0000	7.7857	24.6000	K-Resa	6.9565	6.0000	KVCC	2.7645	52.0720	10.4863	41.5857
Vicksburg School District [PRE]	3.9653	0.0000	0.0000	7.7857	6.6000	K-Resa	6.9565	6.0000	KVCC	2.7645	34.0720	10.4863	23.5857
Vicksburg School District [Com. Personal]	1.9454	0.0000	0.0000	7.7857	12.6000	K-Resa	6.9565	6.0000	KVCC	2.7645	38.0521	10.4863	27.5658
Vicksburg School District [Ind. Personal]	1.9454	0.0000	0.0000	7.7857	6.6000	K-Resa	6.9565	0.0000	KVCC	2.7645	26.0521	4.4863	21.5658
Mottville Twp													
Constantine School District [Non-PRE]	1.4294	0.0000	0.0000	7.7857	21.2941	St. Joseph	3.9047	6.0000	Glen Oaks	2.6915	43.1054	10.4863	32.6191
Constantine School District [PRE]	1.4294	0.0000	0.0000	7.7857	4.5500	St. Joseph	3.9047	6.0000	Glen Oaks	2.6915	26.3472	10.4863	15.8750
Constantine School District [Com. Personal]	1.1794	0.0000	0.0000	7.7857	9.2941	St. Joseph	3.9047	6.0000	Glen Oaks	2.6915	30.8554	10.4863	20.3691
Constantine School District [Ind. Personal]	1.1794	0.0000	0.0000	7.7857	4.5500	St. Joseph	3.9047	0.0000	Glen Oaks	2.6915	20.1113	4.4863	15.6250
White Pigeon School District [Non-PRE]	1.4294	0.0000	0.0000	7.7857	21.7854	St. Joseph	3.9047	6.0000	Glen Oaks	2.6915	43.5967	10.4863	33.1104
White Pigeon School District [PRE]	1.4294	0.0000	0.0000	7.7857	3.7854	St. Joseph	3.9047	6.0000	Glen Oaks	2.6915	25.5967	10.4863	15.1104
White Pigeon School District [Com. Personal]	1.1794	0.0000	0.0000	7.7857	9.7854	St. Joseph	3.9047	6.0000	Glen Oaks	2.6915	31.3467	10.4863	20.8604
White Pigeon School District [Ind. Personal]	1.1794	0.0000	0.0000	7.7857	3.7854	St. Joseph	3.9047	0.0000	Glen Oaks	2.6915	19.3467	4.4863	14.8604
Nottawa Twp													
Centreville School District [Non-PRE]	4.1353	0.0000	0.0000	7.7857	25.0000	St. Joseph	3.9047	6.0000	Glen Oaks	2.6915	49.5172	10.4863	39.0309
Centreville School District [PRE]	4.1353	0.0000	0.0000	7.7857	7.0000	St. Joseph	3.9047	6.0000	Glen Oaks	2.6915	31.5172	10.4863	21.0309
Centreville School District [Com. Personal]	4.1353	0.0000	0.0000	7.7857	13.0000	St. Joseph	3.9047	6.0000	Glen Oaks	2.6915	37.5172	10.4863	27.0309
Centreville School District [Ind. Personal]	4.1353	0.0000	0.0000	7.7857	7.0000	St. Joseph	3.9047	0.0000	Glen Oaks	2.6915	25.5172	4.4863	21.0309
Colon School District [Non-PRE]	4.1353	0.0000	0.0000	7.7857	23.0706	St. Joseph	3.9047	6.0000	Glen Oaks	2.6915	47.5878	10.4863	37.1015
Colon School District [PRE]	4.1353	0.0000	0.0000	7.7857	5.0706	St. Joseph	3.9047	6.0000	Glen Oaks	2.6915	29.5878	10.4863	19.1015
Colon School District [Com. Personal]	4.1353	0.0000	0.0000	7.7857	11.0706	St. Joseph	3.9047	6.0000	Glen Oaks	2.6915	35.5878	10.4863	25.1015
Colon School District [Ind. Personal]	4.1353	0.0000	0.0000	7.7857	5.0706	St. Joseph	3.9047	0.0000	Glen Oaks	2.6915	23.5878	4.4863	19.1015
Mendon School District [Non-PRE]	4.1353	0.0000	0.0000	7.7857	26.0000	St. Joseph	3.9047	6.0000	Glen Oaks	2.6915	50.5172	10.4863	40.0309
Mendon School District [PRE]	4.1353	0.0000	0.0000	7.7857	8.0000	St. Joseph	3.9047	6.0000	Glen Oaks	2.6915	32.5172	10.4863	22.0309
Mendon School District [Com. Personal]	4.1353	0.0000	0.0000	7.7857	14.0000	St. Joseph	3.9047	6.0000	Glen Oaks	2.6915	38.5172	10.4863	28.0309
Mendon School District [Ind. Personal]	4.1353	0.0000	0.0000	7.7857	8.0000	St. Joseph	3.9047	0.0000	Glen Oaks	2.6915	26.5172	4.4863	22.0309
Nottawa School District [Non-PRE]	4.1353	0.0000	0.0000	7.7857	19.4226	St. Joseph	3.9047	6.0000	Glen Oaks	2.6915	43.9398	10.4863	33.4535
Nottawa School District [PRE]	4.1353	0.0000	0.0000	7.7857	1.4226	St. Joseph	3.9047	6.0000	Glen Oaks	2.6915	25.9398	10.4863	15.4535
Nottawa School District [Com. Personal]	4.1353	0.0000	0.0000	7.7857	7.4226	St. Joseph	3.9047	6.0000	Glen Oaks	2.6915	31.9398	10.4863	21.4535
Nottawa School District [Ind. Personal]	4.1353	0.0000	0.0000	7.7857	1.4226	St. Joseph	3.9047	0.0000	Glen Oaks	2.6915	19.9398	4.4863	15.4535

2025 St. Joseph County Millage Rates

Government Unit School District & Taxable Status	Total Gov't Unit	Total DDA	Total Sturgis Library	Total County	Total School	I.S.D Name	Total I.S.D.	Total S.E.T.	Comm. College Name	Total Comm. College	Total Millage Rate	Summer Levy	Winter Levy
Park Twp													
Mendon School District [Non-PRE]	1.9528	0.0000	0.0000	7.7857	26.0000	St. Joseph	3.9047	6.0000	Glen Oaks	2.6915	48.3347	10.4863	37.8484
Mendon School District [PRE]	1.9528	0.0000	0.0000	7.7857	8.0000	St. Joseph	3.9047	6.0000	Glen Oaks	2.6915	30.3347	10.4863	19.8484
Mendon School District [Com. Personal]	0.9528	0.0000	0.0000	7.7857	14.0000	St. Joseph	3.9047	6.0000	Glen Oaks	2.6915	35.3347	10.4863	24.8484
Mendon School District [Ind. Personal]	0.9528	0.0000	0.0000	7.7857	8.0000	St. Joseph	3.9047	0.0000	Glen Oaks	2.6915	23.3347	4.4863	18.8484
Three Rivers School District [Non-PRE]	1.9528	0.0000	0.0000	7.7857	22.9000	St. Joseph	3.9047	6.0000	Glen Oaks	2.6915	45.2347	10.4863	34.7484
Three Rivers School District [PRE]	1.9528	0.0000	0.0000	7.7857	4.9000	St. Joseph	3.9047	6.0000	Glen Oaks	2.6915	27.2347	10.4863	16.7484
Three Rivers School District [Com. Personal]	0.9528	0.0000	0.0000	7.7857	10.9000	St. Joseph	3.9047	6.0000	Glen Oaks	2.6915	32.2347	10.4863	21.7484
Three Rivers School District [Ind. Personal]	0.9528	0.0000	0.0000	7.7857	4.9000	St. Joseph	3.9047	0.0000	Glen Oaks	2.6915	20.2347	4.4863	15.7484
Vicksburg School District [Non-PRE]	1.9528	0.0000	0.0000	7.7857	24.6000	K-Resa	6.9565	6.0000	KVCC	2.7645	50.0595	10.4863	39.5732
Vicksburg School District [PRE]	1.9528	0.0000	0.0000	7.7857	6.6000	K-Resa	6.9565	6.0000	KVCC	2.7645	32.0595	10.4863	21.5732
Vicksburg School District [Com. Personal]	0.9528	0.0000	0.0000	7.7857	12.6000	K-Resa	6.9565	6.0000	KVCC	2.7645	37.0595	10.4863	26.5732
Vicksburg School District [Ind. Personal]	0.9528	0.0000	0.0000	7.7857	6.6000	K-Resa	6.9565	0.0000	KVCC	2.7645	25.0595	4.4863	20.5732
Sherman Twp													
Burr Oak School District [Non-PRE]	0.5000	0.0000	1.0657	7.7857	20.8998	St. Joseph	3.9047	6.0000	Glen Oaks	2.6915	42.8474	10.4863	32.3611
Burr Oak School District [PRE]	0.5000	0.0000	1.0657	7.7857	2.8998	St. Joseph	3.9047	6.0000	Glen Oaks	2.6915	24.8474	10.4863	14.3611
Burr Oak School District [Com. Personal]	0.5000	0.0000	1.0657	7.7857	8.8998	St. Joseph	3.9047	6.0000	Glen Oaks	2.6915	30.8474	10.4863	20.3611
Burr Oak School District [Ind. Personal]	0.5000	0.0000	1.0657	7.7857	2.8998	St. Joseph	3.9047	0.0000	Glen Oaks	2.6915	18.8474	4.4863	14.3611
Centreville School District [Non-PRE]	0.5000	0.0000	1.0657	7.7857	25.0000	St. Joseph	3.9047	6.0000	Glen Oaks	2.6915	46.9476	10.4863	36.4613
Centreville School District [PRE]	0.5000	0.0000	1.0657	7.7857	7.0000	St. Joseph	3.9047	6.0000	Glen Oaks	2.6915	28.9476	10.4863	18.4613
Centreville School District [Com. Personal]	0.5000	0.0000	1.0657	7.7857	13.0000	St. Joseph	3.9047	6.0000	Glen Oaks	2.6915	34.9476	10.4863	24.4613
Centreville School District [Ind. Personal]	0.5000	0.0000	1.0657	7.7857	7.0000	St. Joseph	3.9047	0.0000	Glen Oaks	2.6915	22.9476	4.4863	18.4613
Nottawa School District [Non-PRE]	0.5000	0.0000	1.0657	7.7857	19.4226	St. Joseph	3.9047	6.0000	Glen Oaks	2.6915	41.3702	10.4863	30.8839
Nottawa School District [PRE]	0.5000	0.0000	1.0657	7.7857	1.4226	St. Joseph	3.9047	6.0000	Glen Oaks	2.6915	23.3702	10.4863	12.8839
Nottawa School District [Com. Personal]	0.5000	0.0000	1.0657	7.7857	7.4226	St. Joseph	3.9047	6.0000	Glen Oaks	2.6915	29.3702	10.4863	18.8839
Nottawa School District [Ind. Personal]	0.5000	0.0000	1.0657	7.7857	1.4226	St. Joseph	3.9047	0.0000	Glen Oaks	2.6915	17.3702	4.4863	12.8839
Sturgis School District [Non-PRE]	0.5000	0.0000	1.0657	7.7857	26.1036	St. Joseph	3.9047	6.0000	Glen Oaks	2.6915	48.0512	10.4863	37.5649
Sturgis School District [PRE]	0.5000	0.0000	1.0657	7.7857	8.6943	St. Joseph	3.9047	6.0000	Glen Oaks	2.6915	30.6419	10.4863	20.1556
Sturgis School District [Com. Personal]	0.5000	0.0000	1.0657	7.7857	14.1036	St. Joseph	3.9047	6.0000	Glen Oaks	2.6915	36.0512	10.4863	25.5649
Sturgis School District [Ind. Personal]	0.5000	0.0000	1.0657	7.7857	8.6943	St. Joseph	3.9047	0.0000	Glen Oaks	2.6915	24.6419	4.4863	20.1556
White Pigeon School District [Non-PRE]	0.5000	0.0000	1.0657	7.7857	21.7854	St. Joseph	3.9047	6.0000	Glen Oaks	2.6915	43.7330	10.4863	33.2467
White Pigeon School District [PRE]	0.5000	0.0000	1.0657	7.7857	3.7854	St. Joseph	3.9047	6.0000	Glen Oaks	2.6915	25.7330	10.4863	15.2467
White Pigeon School District [Com. Personal]	0.5000	0.0000	1.0657	7.7857	9.7854	St. Joseph	3.9047	6.0000	Glen Oaks	2.6915	31.7330	10.4863	21.2467
White Pigeon School District [Ind. Personal]	0.5000	0.0000	1.0657	7.7857	3.7854	St. Joseph	3.9047	0.0000	Glen Oaks	2.6915	19.7330	4.4863	15.2467
Sturgis Twp													
Sturgis School District [Non-PRE]	0.0000	0.0000	1.0657	7.7857	26.1036	St. Joseph	3.9047	6.0000	Glen Oaks	2.6915	47.5512	10.4863	37.0649
Sturgis School District [PRE]	0.0000	0.0000	1.0657	7.7857	8.6943	St. Joseph	3.9047	6.0000	Glen Oaks	2.6915	30.1419	10.4863	19.6556
Sturgis School District [Com. Personal]	0.0000	0.0000	1.0657	7.7857	14.1036	St. Joseph	3.9047	6.0000	Glen Oaks	2.6915	35.5512	10.4863	25.0649
Sturgis School District [Ind. Personal]	0.0000	0.0000	1.0657	7.7857	8.6943	St. Joseph	3.9047	0.0000	Glen Oaks	2.6915	24.1419	4.4863	19.6556
White Pigeon Twp													
White Pigeon School District [Non-PRE]	2.5722	0.0000	0.0000	7.7857	21.7854	St. Joseph	3.9047	6.0000	Glen Oaks	2.6915	44.7395	10.4863	34.2532
White Pigeon School District [PRE]	2.5722	0.0000	0.0000	7.7857	3.7854	St. Joseph	3.9047	6.0000	Glen Oaks	2.6915	26.7395	10.4863	16.2532
White Pigeon School District [Com. Personal]	2.5722	0.0000	0.0000	7.7857	9.7854	St. Joseph	3.9047	6.0000	Glen Oaks	2.6915	32.7395	10.4863	22.2532
White Pigeon School District [Ind. Personal]	2.5722	0.0000	0.0000	7.7857	3.7854	St. Joseph	3.9047	0.0000	Glen Oaks	2.6915	20.7395	4.4863	16.2532
Three Rivers City													
Three Rivers School District [Non-PRE]	19.6247	1.8512	0.0000	7.7857	22.9000	St. Joseph	3.9047	6.0000	Glen Oaks	2.6915	62.9066	38.5975	24.3091
Three Rivers School District [PRE]	19.6247	1.8512	0.0000	7.7857	4.9000	St. Joseph	3.9047	6.0000	Glen Oaks	2.6915	44.9066	29.5975	15.3091
Three Rivers School District [Com. Personal]	19.6247	1.8512	0.0000	7.7857	10.9000	St. Joseph	3.9047	6.0000	Glen Oaks	2.6915	50.9066	32.5975	18.3091
Three Rivers School District [Ind. Personal]	19.6247	1.8512	0.0000	7.7857	4.9000	St. Joseph	3.9047	0.0000	Glen Oaks	2.6915	38.9066	23.5975	15.3091
Sturgis City													
Sturgis School District [Non-PRE]	14.0467	0.0000	1.0657	7.7857	26.1036	St. Joseph	3.9047	6.0000	Glen Oaks	2.6915	61.5979	53.3281	8.2698
Sturgis School District [PRE]	14.0467	0.0000	1.0657	7.7857	8.6943	St. Joseph	3.9047	6.0000	Glen Oaks	2.6915	44.1886	35.9188	8.2698
Sturgis School District [Com. Personal]	14.0467	0.0000	1.0657	7.7857	14.1036	St. Joseph	3.9047	6.0000	Glen Oaks	2.6915	49.5979	41.3281	8.2698
Sturgis School District [Ind. Personal]	14.0467	0.0000	1.0657	7.7857	8.6943	St. Joseph	3.9047	0.0000	Glen Oaks	2.6915	38.1886	29.9188	8.2698

2025 St. Joseph County Millage Rates

Government Unit School District & Taxable Status	Total Gov't Unit	Total DDA	Total Sturgis Library	Total County	Total School	I.S.D Name	Total I.S.D.	Total S.E.T.	Comm. College Name	Total Comm. College	Total Millage Rate	Summer Levy	Winter Levy
Burr Oak Village													
Burr Oak School District [Non-PRE]	25.4735	0.0000	0.0000	7.7857	20.8998	St. Joseph	3.9047	6.0000	Glen Oaks	2.6915	66.7552	35.0894	31.6658
Burr Oak School District [PRE]	25.4735	0.0000	0.0000	7.7857	2.8998	St. Joseph	3.9047	6.0000	Glen Oaks	2.6915	48.7552	35.0894	13.6658
Burr Oak School District [Com. Personal]	15.4736	0.0000	0.0000	7.7857	8.8998	St. Joseph	3.9047	6.0000	Glen Oaks	2.6915	44.7553	25.0895	19.6658
Burr Oak School District [Ind. Personal]	15.4736	0.0000	0.0000	7.7857	2.8998	St. Joseph	3.9047	0.0000	Glen Oaks	2.6915	32.7553	19.0895	13.6658
Centreville Village - Lockport Twp													
Centreville School District [Non-PRE]	16.1190	0.0000	0.0000	7.7857	25.0000	St. Joseph	3.9047	6.0000	Glen Oaks	2.6915	61.5009	24.3582	37.1427
Centreville School District [PRE]	16.1190	0.0000	0.0000	7.7857	7.0000	St. Joseph	3.9047	6.0000	Glen Oaks	2.6915	43.5009	24.3582	19.1427
Centreville School District [Com. Personal]	16.1190	0.0000	0.0000	7.7857	13.0000	St. Joseph	3.9047	6.0000	Glen Oaks	2.6915	49.5009	24.3582	25.1427
Centreville School District [Ind. Personal]	16.1190	0.0000	0.0000	7.7857	7.0000	St. Joseph	3.9047	0.0000	Glen Oaks	2.6915	37.5009	18.3582	19.1427
Centreville Village - Nottawa Twp													
Centreville School District [Non-PRE]	18.0072	0.0000	0.0000	7.7857	25.0000	St. Joseph	3.9047	6.0000	Glen Oaks	2.6915	63.3891	24.3582	39.0309
Centreville School District [PRE]	18.0072	0.0000	0.0000	7.7857	7.0000	St. Joseph	3.9047	6.0000	Glen Oaks	2.6915	45.3891	24.3582	21.0309
Centreville School District [Com. Personal]	18.0072	0.0000	0.0000	7.7857	13.0000	St. Joseph	3.9047	6.0000	Glen Oaks	2.6915	51.3891	24.3582	27.0309
Centreville School District [Ind. Personal]	18.0072	0.0000	0.0000	7.7857	7.0000	St. Joseph	3.9047	0.0000	Glen Oaks	2.6915	39.3891	18.3582	21.0309
Colon Village													
Colon School District [Non-PRE]	15.52792	0.0000	0.0000	7.7857	23.0706	St. Joseph	3.9047	6.0000	Glen Oaks	2.6915	58.98042	24.27622	34.70420
Colon School District [PRE]	15.52792	0.0000	0.0000	7.7857	5.0706	St. Joseph	3.9047	6.0000	Glen Oaks	2.6915	40.98042	24.27622	16.70420
Colon School District [Com. Personal]	12.58070	0.0000	0.0000	7.7857	11.0706	St. Joseph	3.9047	6.0000	Glen Oaks	2.6915	44.03320	21.32900	22.70420
Colon School District [Ind. Personal]	12.58070	0.0000	0.0000	7.7857	5.0706	St. Joseph	3.9047	0.0000	Glen Oaks	2.6915	32.03320	15.32900	16.70420
Constantine Village													
Constantine School District [Non-PRE]	17.8534	0.0000	0.0000	7.7857	21.2941	St. Joseph	3.9047	6.0000	Glen Oaks	2.6915	59.5294	25.7363	33.7931
Constantine School District [PRE]	17.8534	0.0000	0.0000	7.7857	4.5500	St. Joseph	3.9047	6.0000	Glen Oaks	2.6915	42.7853	25.7363	17.0490
Constantine School District [Com. Personal]	13.6034	0.0000	0.0000	7.7857	9.2941	St. Joseph	3.9047	6.0000	Glen Oaks	2.6915	43.2794	22.2363	21.0431
Constantine School District [Ind. Personal]	13.6034	0.0000	0.0000	7.7857	4.5500	St. Joseph	3.9047	0.0000	Glen Oaks	2.6915	32.5353	16.2363	16.2990
Mendon Village													
Mendon School District [Non-PRE]	12.4766	0.0000	0.0000	7.7857	26.0000	St. Joseph	3.9047	6.0000	Glen Oaks	2.6915	58.8585	18.9976	39.8609
Mendon School District [PRE]	12.4766	0.0000	0.0000	7.7857	8.0000	St. Joseph	3.9047	6.0000	Glen Oaks	2.6915	40.8585	18.9976	21.8609
Mendon School District [Com. Personal]	10.4567	0.0000	0.0000	7.7857	14.0000	St. Joseph	3.9047	6.0000	Glen Oaks	2.6915	44.8386	18.9976	25.8410
Mendon School District [Ind. Personal]	10.4567	0.0000	0.0000	7.7857	8.0000	St. Joseph	3.9047	0.0000	Glen Oaks	2.6915	32.8386	12.9976	19.8410
White Pigeon Village													
White Pigeon Oak School District [Non-PRE]	12.0978	0.0000	0.0000	7.7857	21.7854	St. Joseph	3.9047	6.0000	Glen Oaks	2.6915	54.2651	20.0119	34.2532
White Pigeon School District [PRE]	12.0978	0.0000	0.0000	7.7857	3.7854	St. Joseph	3.9047	6.0000	Glen Oaks	2.6915	36.2651	20.0119	16.2532
White Pigeon School District [Com. Personal]	12.0978	0.0000	0.0000	7.7857	9.7854	St. Joseph	3.9047	6.0000	Glen Oaks	2.6915	42.2651	20.0119	22.2532
White Pigeon School District [Ind. Personal]	12.0978	0.0000	0.0000	7.7857	3.7854	St. Joseph	3.9047	0.0000	Glen Oaks	2.6915	30.2651	14.0119	16.2532

2025 St. Joseph County Taxable Values

Government Unit School District & Taxable Status	Total Gov't Unit	DDA	Sturgis Library	Total County	Total School	I.S.D Name	Total I.S.D.	Comm. College Name	Total Comm. College
Burr Oak Twp	\$98,337,744	\$0	\$0	\$98,337,744		Branch	\$109,178	None	
Burr Oak Twp [Real Only]	\$90,022,979								
Bronson School District [Non-PRE]					\$2,300				
Bronson School District [PRE]					\$106,878				
Bronson School District [Com. Personal]					\$0				
Bronson School District [Ind. Personal]					\$0				
					School Total				
					\$109,178				
Burr Oak School District [Non-PRE]					\$15,208,364	St. Joseph	\$56,054,848	Glen Oaks	\$56,054,848
Burr Oak School District [PRE]					\$40,665,284				
Burr Oak School District [Com. Personal]					\$60,000				
Burr Oak School District [Ind. Personal]					\$121,200				
					School Total				
					\$56,054,848				
Colon School District [Non-PRE]					\$2,501,116	St. Joseph	\$7,450,997	Glen Oaks	\$7,450,997
Colon School District [PRE]					\$4,949,881				
Colon School District [Com. Personal]					\$0				
Colon School District [Ind. Personal]					\$0				
					School Total				
					\$7,450,997				
Nottawa School District [Non-PRE]					\$109,810	St. Joseph	\$646,128	Glen Oaks	\$646,128
Nottawa School District [PRE]					\$536,318				
Nottawa School District [Com. Personal]					\$0				
Nottawa School District [Ind. Personal]					\$0				
					School Total				
					\$646,128				
Sturgis School District [Non-PRE]					\$5,270,187	St. Joseph	\$34,486,228	Glen Oaks	\$34,486,228
Sturgis School District [PRE]					\$29,216,041				
Sturgis School District [Com. Personal]					\$0				
Sturgis School District [Ind. Personal]					\$0				
					School Total				
					\$34,486,228				
Colon Twp	\$146,376,865	\$0	\$0	\$146,376,865		St. Joseph	\$5,015,259	Glen Oaks	\$5,015,259
Colon Twp [Real Only]	\$138,536,761								
Burr Oak School District [Non-PRE]					\$2,806,067				
Burr Oak School District [PRE]					\$2,026,892				
Burr Oak School District [Com. Personal]					\$182,300				
Burr Oak School District [Ind. Personal]					\$0				
					School Total				
					\$5,015,259				
Colon School District [Non-PRE]					\$53,080,583	St. Joseph	\$138,168,311	Glen Oaks	\$138,168,311
Colon School District [PRE]					\$84,284,828				
Colon School District [Com. Personal]					\$629,500				
Colon School District [Ind. Personal]					\$173,400				
					School Total				
					\$138,168,311				
Mendon School District [Non-PRE]					\$4,100	St. Joseph	\$540,010	Glen Oaks	\$540,010
Mendon School District [PRE]					\$535,910				
Mendon School District [Com. Personal]					\$0				
Mendon School District [Ind. Personal]					\$0				
					School Total				
					\$540,010				
Nottawa School District [Non-PRE]					\$488,464	St. Joseph	\$3,148,781	Glen Oaks	\$3,148,781
Nottawa School District [PRE]					\$2,660,317				
Nottawa School District [Com. Personal]					\$0				
Nottawa School District [Ind. Personal]					\$0				
					School Total				
					\$3,148,781				
Constantine Twp	\$150,180,340	\$0	\$0	\$150,180,340		St. Joseph	\$143,786,455	Glen Oaks	\$143,786,455
Constantine Twp [Real Only]	\$137,908,690								
Constantine School District [Non-PRE]					\$53,429,599				
Constantine School District [PRE]					\$88,286,456				
Constantine School District [Com. Personal]					\$474,400				
Constantine School District [Ind. Personal]					\$1,596,000				
					School Total				
					\$143,786,455				
Three Rivers School District [Non-PRE]					\$832,645	St. Joseph	\$6,162,993	Glen Oaks	\$6,162,993
Three Rivers School District [PRE]					\$5,330,348				
Three Rivers School District [Com. Personal]					\$0				
Three Rivers School District [Ind. Personal]					\$0				
					School Total				
					\$6,162,993				
White Pigeon School District [Non-PRE]					\$183,800	St. Joseph	\$1,142,272	Glen Oaks	\$1,142,272
White Pigeon School District [PRE]					\$958,472				
White Pigeon School District [Com. Personal]					\$0				
White Pigeon School District [Ind. Personal]					\$0				
					School Total				
					\$1,142,272				
Fabius Twp	\$268,297,026	\$0	\$0	\$268,297,026		St. Joseph	\$864,082	Glen Oaks	\$864,082
Fabius Twp [Real Only]	\$245,552,916								
Constantine School District [Non-PRE]					\$176,199				
Constantine School District [PRE]					\$164,483				
Constantine School District [Com. Personal]					\$523,400				
Constantine School District [Ind. Personal]					\$0				
					School Total				
					\$864,082				
Three Rivers School District [Non-PRE]					\$119,731,392	St. Joseph	\$269,433,434	Glen Oaks	\$269,433,434
Three Rivers School District [PRE]					\$147,045,142				
Three Rivers School District [Com. Personal]					\$1,905,900				
Three Rivers School District [Ind. Personal]					\$751,000				
					School Total				
					\$269,433,434				
Fawn River Twp	\$53,965,193	\$0	\$53,965,193	\$53,965,193		St. Joseph	\$54,034,910	Glen Oaks	\$54,034,910
Fawn River Twp [Real Only]	\$52,641,810								
Sturgis School District [Non-PRE]					\$9,190,458				
Sturgis School District [PRE]					\$44,770,252				
Sturgis School District [Com. Personal]					\$74,200				
Sturgis School District [Ind. Personal]					\$0				
					School Total				
					\$54,034,910				

2025 St. Joseph County Taxable Values

Government Unit School District & Taxable Status	Total Gov't Unit	DDA	Sturgis Library	Total County	Total School	I.S.D Name	Total I.S.D.	Comm. College Name	Total Comm. College
Florence Twp Florence Twp [Real Only] Centreville School District [Non-PRE] Centreville School District [PRE] Centreville School District [Com. Personal] Centreville School District [Ind. Personal]	\$56,589,038 \$51,629,578	\$0	\$0	\$56,589,038	\$4,612,896 \$20,532,045 \$0 \$0 School Total \$25,144,941	St. Joseph	\$25,144,941	Glen Oaks	\$25,144,941
Constantine School District [Non-PRE] Constantine School District [PRE] Constantine School District [Com. Personal] Constantine School District [Ind. Personal]					\$2,182,550 \$14,123,376 \$0 \$0 School Total \$16,305,926	St. Joseph	\$16,305,926	Glen Oaks	\$16,305,926
Three Rivers School District [Non-PRE] Three Rivers School District [PRE] Three Rivers School District [Com. Personal] Three Rivers School District [Ind. Personal]					\$2,009,957 \$5,127,142 \$0 \$0 School Total \$7,137,099	St. Joseph	\$7,137,099	Glen Oaks	\$7,137,099
White Pigeon School District [Non-PRE] White Pigeon School District [PRE] White Pigeon School District [Com. Personal] White Pigeon School District [Ind. Personal]					\$1,214,598 \$6,947,114 \$0 \$0 School Total \$8,161,712	St. Joseph	\$8,161,712	Glen Oaks	\$8,161,712
Flowerfield Twp Flowerfield Twp [Real Only] Marcellus School District [Non-PRE] Marcellus School District [PRE] Marcellus School District [Com. Personal] Marcellus School District [Ind. Personal]	\$90,906,993 \$70,907,143	\$0	\$0	\$90,906,993	\$1,865,293 \$6,737,463 \$0 \$0 School Total \$8,602,756	Heritage SW	\$8,602,756	None	
Three Rivers School District [Non-PRE] Three Rivers School District [PRE] Three Rivers School District [Com. Personal] Three Rivers School District [Ind. Personal]					\$26,238,963 \$56,177,382 \$525,654 \$0 School Total \$82,941,999	St. Joseph	\$82,941,999	Glen Oaks	\$82,941,999
Leonidas Twp Leonidas Twp [Real Only] Athens School District [Non-PRE] Athens School District [PRE] Athens School District [Com. Personal] Athens School District [Ind. Personal]	\$55,147,416 \$48,237,066	\$0	\$0	\$55,147,416	\$25,100 \$395,345 \$0 \$0 School Total \$420,445	Calhoun	\$420,445	Kellogg	\$420,445
Colon School District [Non-PRE] Colon School District [PRE] Colon School District [Com. Personal] Colon School District [Ind. Personal]					\$10,445,849 \$38,124,545 \$167,100 \$0 School Total \$48,737,494	St. Joseph	\$48,737,494	Glen Oaks	\$48,737,494
Mendon School District [Non-PRE] Mendon School District [PRE] Mendon School District [Com. Personal] Mendon School District [Ind. Personal]					\$1,819,601 \$2,854,330 \$0 \$0 School Total \$4,673,931	St. Joseph	\$4,673,931	Glen Oaks	\$4,673,931
Vicksburg School District [Non-PRE] Vicksburg School District [PRE] Vicksburg School District [Com. Personal] Vicksburg School District [Ind. Personal]					\$159,609 \$1,390,687 \$0 \$0 School Total \$1,550,296	K-Resa	\$1,550,296	KVCC	\$1,550,296
Lockport Twp Lockport Twp [Real Only] Centreville School District [Non-PRE] Centreville School District [PRE] Centreville School District [Com. Personal] Centreville School District [Ind. Personal]	\$160,297,598 \$155,860,581	\$0	\$0	\$160,297,598	\$8,121,196 \$31,468,479 \$0 \$14,700 School Total \$39,604,375	St. Joseph	\$39,604,375	Glen Oaks	\$39,604,375
Mendon School District [Non-PRE] Mendon School District [PRE] Mendon School District [Com. Personal] Mendon School District [Ind. Personal]					\$254,188 \$1,910,077 \$0 \$0 School Total \$2,164,265	St. Joseph	\$2,164,265	Glen Oaks	\$2,164,265
Three Rivers School District [Non-PRE] Three Rivers School District [PRE] Three Rivers School District [Com. Personal] Three Rivers School District [Ind. Personal]					\$23,727,116 \$95,678,623 \$315,200 \$0 School Total \$119,720,939	St. Joseph	\$119,720,939	Glen Oaks	\$119,720,939
Mendon Twp Mendon Twp [Real Only] Mendon School District [Non-PRE] Mendon School District [PRE] Mendon School District [Com. Personal] Mendon School District [Ind. Personal]	\$136,035,833 \$95,057,368	\$0	\$0	\$136,035,833	\$60,142,391 \$68,774,988 \$1,000 \$11,300 School Total \$128,929,679	St. Joseph	\$128,929,679	Glen Oaks	\$128,929,679
Vicksburg School District [Non-PRE] Vicksburg School District [PRE] Vicksburg School District [Com. Personal] Vicksburg School District [Ind. Personal]					\$2,799,735 \$4,493,154 \$0 \$0 School Total \$7,292,889	K-Resa	\$7,292,889	KVCC	\$7,292,889
Mottville Twp Mottville Twp [Real Only] Constantine School District [Non-PRE] Constantine School District [PRE] Constantine School District [Com. Personal] Constantine School District [Ind. Personal]	\$83,762,370 \$69,107,882	\$0	\$0	\$83,762,370	\$2,472,343 \$12,669,768 \$0 \$0 School Total \$15,142,111	St. Joseph	\$15,142,111	Glen Oaks	\$15,142,111
White Pigeon School District [Non-PRE] White Pigeon School District [PRE] White Pigeon School District [Com. Personal] White Pigeon School District [Ind. Personal]					\$33,665,649 \$33,835,492 \$172,800 \$1,085,200 School Total \$68,759,141	St. Joseph	\$68,759,141	Glen Oaks	\$68,759,141

2025 St. Joseph County Taxable Values

Government Unit School District & Taxable Status	Total Gov't Unit	DDA	Sturgis Library	Total County	Total School	I.S.D Name	Total I.S.D.	Comm. College Name	Total Comm. College
Nottawa Twp Nottawa Twp [Real Only] Centreville School District [Non-PRE] Centreville School District [PRE] Centreville School District [Com. Personal] Centreville School District [Ind. Personal]	\$189,897,984 \$181,955,573	\$0	\$0	\$189,897,984	\$30,061,171 \$54,653,288 \$1,561,000 \$0 School Total \$86,275,459	St. Joseph	\$86,275,459	Glen Oaks	\$86,275,459
Colon School District [Non-PRE] Colon School District [PRE] Colon School District [Com. Personal] Colon School District [Ind. Personal]					\$1,212,550 \$4,340,243 \$5,900 \$0 School Total \$5,558,693	St. Joseph	\$5,558,693	Glen Oaks	\$5,558,693
Mendon School District [Non-PRE] Mendon School District [PRE] Mendon School District [Com. Personal] Mendon School District [Ind. Personal]					\$2,669,756 \$12,630,744 \$744,200 \$0 School Total \$16,044,700	St. Joseph	\$16,044,700	Glen Oaks	\$16,044,700
Nottawa School District [Non-PRE] Nottawa School District [PRE] Nottawa School District [Com. Personal] Nottawa School District [Ind. Personal]					\$28,633,479 \$52,974,942 \$784,200 \$0 School Total \$82,392,621	St. Joseph	\$82,392,621	Glen Oaks	\$82,392,621
Park Twp Park Twp [Real Only] Mendon School District [Non-PRE] Mendon School District [PRE] Mendon School District [Com. Personal] Mendon School District [Ind. Personal]	\$185,092,074 \$148,360,291	\$0	\$0	\$185,092,074	\$21,484,191 \$29,541,012 \$429,200 \$142,700 \$51,597,103 School Total \$123,463,863	St. Joseph	\$51,597,103	Glen Oaks	\$51,597,103
Three Rivers School District [Non-PRE] Three Rivers School District [PRE] Three Rivers School District [Com. Personal] Three Rivers School District [Ind. Personal]					\$59,987,976 \$62,462,587 \$1,013,300 \$0 School Total \$123,463,863	St. Joseph	\$123,463,863	Glen Oaks	\$123,463,863
Vicksburg School District [Non-PRE] Vicksburg School District [PRE] Vicksburg School District [Com. Personal] Vicksburg School District [Ind. Personal]					\$1,175,948 \$9,896,471 \$0 \$0 School Total \$11,072,419	K-Resa	\$11,072,419	KVCC	\$11,072,419
Sherman Twp Sherman Twp [Real Only] Burr Oak School District [Non-PRE] Burr Oak School District [PRE] Burr Oak School District [Com. Personal] Burr Oak School District [Ind. Personal]	\$203,692,043 \$197,729,000	\$0	\$203,692,043	\$203,692,043	\$254,682 \$798,137 \$0 \$0 School Total \$1,052,819	St. Joseph	\$1,052,819	Glen Oaks	\$1,052,819
Centreville School District [Non-PRE] Centreville School District [PRE] Centreville School District [Com. Personal] Centreville School District [Ind. Personal]					\$27,650,991 \$66,219,402 \$2,100 \$0 School Total \$93,872,493	St. Joseph	\$93,872,493	Glen Oaks	\$93,872,493
Nottawa School District [Non-PRE] Nottawa School District [PRE] Nottawa School District [Com. Personal] Nottawa School District [Ind. Personal]					\$5,443,340 \$9,659,093 \$0 \$0 School Total \$15,102,433	St. Joseph	\$15,102,433	Glen Oaks	\$15,102,433
Sturgis School District [Non-PRE] Sturgis School District [PRE] Sturgis School District [Com. Personal] Sturgis School District [Ind. Personal]					\$20,876,355 \$73,098,096 \$101,300 \$0 School Total \$94,075,751	St. Joseph	\$94,075,751	Glen Oaks	\$94,075,751
White Pigeon School District [Non-PRE] White Pigeon School District [PRE] White Pigeon School District [Com. Personal] White Pigeon School District [Ind. Personal]					\$0 \$171,504 \$0 \$0 School Total \$171,504	St. Joseph	\$171,504	Glen Oaks	\$171,504
Sturgis Twp Sturgis Twp [Real Only] Sturgis School District [Non-PRE] Sturgis School District [PRE] Sturgis School District [Com. Personal] Sturgis School District [Ind. Personal]	\$84,554,575 \$68,533,413	\$0	\$84,554,575	\$84,554,575	\$33,362,023 \$50,417,490 \$1,102,500 \$0 School Total \$84,882,013	St. Joseph	\$84,882,013	Glen Oaks	\$84,882,013
White Pigeon Twp White Pigeon Twp [Real Only] White Pigeon School District [Non-PRE] White Pigeon School District [PRE] White Pigeon School District [Com. Personal] White Pigeon School District [Ind. Personal]	\$300,782,969 \$246,060,544	\$0	\$0	\$300,782,969	\$157,649,099 \$139,551,337 \$406,500 \$3,640,900 School Total \$301,247,836	St. Joseph	\$301,247,836	Glen Oaks	\$301,247,836
Three Rivers City Three Rivers City [Real Only] Three Rivers School District [Non-PRE] Three Rivers School District [PRE] Three Rivers School District [Com. Personal] Three Rivers School District [Ind. Personal]	\$235,659,738 \$203,301,166	\$13,997,795	\$0	\$235,659,738	\$134,402,428 \$85,860,838 \$16,452,200 \$619,200 School Total \$237,334,666	St. Joseph	\$237,334,666	Glen Oaks	\$237,334,666
Sturgis City Sturgis City [Real Only] Sturgis School District [Non-PRE] Sturgis School District [PRE] Sturgis School District [Com. Personal] Sturgis School District [Ind. Personal]	\$307,619,719 \$289,142,976	\$0	\$307,619,719	\$307,619,719	\$156,327,677 \$136,905,499 \$8,972,600 \$6,524,000 School Total \$308,729,776	St. Joseph	\$308,729,776	Glen Oaks	\$308,729,776
Burr Oak Village Burr Oak Village [Real Only]	\$12,447,612 \$11,525,644								
Centreville Village (Lockport) Centreville Village (Lockport) [Real Only]	\$4,150,759 \$4,076,559								
Centreville Village (Nottawa) Centreville Village (Nottawa) [Real Only]	\$30,813,063 \$28,234,542								
Colon Village Colon Village [Real Only]	\$36,710,506 \$34,978,006								
Constantine Village Constantine Village [Real Only]	\$50,387,261 \$28,234,542								
Mendon Village Mendon Village [Real Only]	\$22,684,499 \$20,896,799								
White Pigeon Village White Pigeon Village [Real Only]	\$47,230,681 \$39,563,397								

Burr Oak Township

2025 Ad Valorem Taxes

Taxing Entity	Name	Item of Tax	2025 Taxable Value	Amount of Tax Mills	Estimate of Tax Dollars	Total Tax Mills	Total Est. Tax Dollars
County	St Joseph	Operating	\$98,337,744	4.4863	\$441,173	7.7857	\$765,628
		Roads		0.9934	\$97,689		
		911		0.9864	\$97,000		
		C.O.A		0.7450	\$73,262		
		Transportation		0.3274	\$32,196		
		Parks		0.2472	\$24,309		
Township	Burr Oak	Operating	\$98,337,744	0.8704	\$85,593	0.8704	\$85,593
Village	Burr Oak	Operating	\$12,447,612	10.4310	\$129,841	24.6031	\$297,030
		Muni/Hwy		4.1722	\$51,934		
		Fire (Real Only)		3.9969	\$46,067		
		Police (Real Only)		4.3555	\$50,200		
		Ambulance (Real Only)		1.6475	\$18,988		
School District	Bronson	Operating		17.7264			
		Operating Com. Pers.		5.7264			
		Sinking Fund		1.9656			
		Total Non-PRE	\$2,300	19.692	\$45		\$255
		Total PRE	\$106,878	1.9656	\$210		
		Total Com Personal	\$0	7.692	\$0		
		Total Ind Personal	\$0	1.9656	\$0		
TOTAL COMBINED	\$109,178						
School District	Burr Oak	Operating		18.0000			
		Operating Com. Pers.		6.0000			
		Sinking Fund		2.8998			
		Total Non-PRE	\$15,208,364	20.8998	\$317,852		\$436,658
		Total PRE	\$40,665,284	2.8998	\$117,921		
		Total Com Personal	\$60,000	8.8998	\$534		
		Total Ind Personal	\$121,200	2.8998	\$351		
TOTAL COMBINED	\$56,054,848						
School District	Colon	Operating		18.0000			
		Operating Com. Pers.		6.0000			
		Debt		3.7800			
		Sinking Fund		1.2906			
		Total Non-PRE	\$2,501,116	23.0706	\$57,702		\$82,801
		Total PRE	\$4,949,881	5.0706	\$25,099		
		Total Com Personal	\$0	11.0706	\$0		
Total Ind Personal	\$0	5.0706	\$0				
TOTAL COMBINED	\$7,450,997						
School District	Nottawa	Operating		18.0000			
		Operating Com. Pers.		6.0000			
		Sinking Fund		1.4226			
		Total Non-PRE	\$109,810	19.4226	\$2,133		\$2,896
		Total PRE	\$536,318	1.4226	\$763		
		Total Com Personal	\$0	7.4226	\$0		
		Total Ind Personal	\$0	1.4226	\$0		
TOTAL COMBINED	\$646,128						

Burr Oak Township

2025 Ad Valorem Taxes

	Operating			17.4093		
	Operating Com. Pers.			5.4093		
	Debt			7.0000		
	Sinking Fund			1.6943		
School District	Sturgis	Total Non-PRE	\$5,270,187	26.1036	\$137,571	\$391,584
		Total PRE	\$29,216,041	8.6943	\$254,013	
		Total Com Personal	\$0	14.1036	\$0	
		Total Ind Personal	\$0	8.6943	\$0	
		TOTAL COMBINED	\$34,486,228			

	Branch	Operating	\$109,178	0.1676	\$18	8.0196	\$876
Interm. School		Extra Voted		7.852	\$857		
	St Joseph	Operating	\$98,638,201	0.224	\$22,095	3.9047	\$385,153
		Extra Voted		3.6807	\$363,058		

Comm. College	Glen Oaks		\$98,638,201	2.6915			\$265,485
---------------	------------------	--	--------------	--------	--	--	------------------

State Education	Michigan		\$98,626,179	6.0000			\$591,757
-----------------	-----------------	--	--------------	--------	--	--	------------------

Totals for Taxable Status by School District	Summer	Winter	Total
Bronson School District(Non-PRE)	10.4863	31.8814	42.3677
Bronson School District(PRE)	10.4863	14.1550	24.6413
Bronson School District(Com. Personal)	10.4863	19.8814	30.3677
Bronson School District(Ind. Personal)	4.4863	14.1550	18.6413
Burr Oak School District(Non-PRE)	10.4863	31.6658	42.1521
Burr Oak School District(PRE)	10.4863	13.6658	24.1521
Burr Oak School District(Com. Personal)	10.4863	19.6658	30.1521
Burr Oak School District(Ind. Personal)	4.4863	13.6658	18.1521
Colon School District(Non-PRE)	10.4863	33.8366	44.3229
Colon School District(PRE)	10.4863	15.8366	26.3229
Colon School District(Com. Personal)	10.4863	21.8366	32.3229
Colon School District(Ind. Personal)	4.4863	15.8366	20.3229
Nottawa School District(Non-PRE)	10.4863	30.1886	40.6749
Nottawa School District(PRE)	10.4863	12.1886	22.6749
Nottawa School District(Com. Personal)	10.4863	18.1886	28.6749
Nottawa School District(Ind. Personal)	4.4863	12.1886	16.6749
Sturgis School District(Non-PRE)	10.4863	36.8696	47.3559
Sturgis School District(PRE)	10.4863	19.4603	29.9466
Sturgis School District(Com. Personal)	10.4863	24.8696	35.3559
Sturgis School District(Ind. Personal)	4.4863	19.4603	23.9466
<i>*Parcels located within Village limits add</i>	<i>24.6031</i>	<i>0.0000</i>	<i>24.6031</i>

Colon Township

2025 Ad Valorem Taxes

Taxing Entity	Name	Item of Tax	2025 Taxable Value	Amount of Tax Mills	Estimate of Tax Dollars	Total Tax Mills	Total Est. Tax Dollars
County	St Joseph	Operating	\$146,376,865	4.4863	\$656,691	7.7857	\$1,139,646
		Roads		0.9934	\$145,411		
		911		0.9864	\$144,386		
		C.O.A		0.7450	\$109,051		
		Transportation		0.3274	\$47,924		
		Parks		0.2472	\$36,184		
Township	Colon	Operating	\$146,376,865	0.8638	\$126,440	3.3084	\$417,032
		Library Operating		0.8742	\$127,963		
		Ambulance (Real Only, Exc Village)		0.3948	\$40,885		
		Fire (Real Only, Exc Village)		1.1756	\$121,744		
Village	Colon	Operating	\$36,710,506	10.5703	\$388,041	13.7899	\$500,657
		Fire Operating (Real Only)		2.2107	\$77,327		
		Ambulance (Real Only)		0.7365	\$25,761		
		Sidewalks (Real Only)		0.2724	\$9,528		
School District	Burr Oak	Operating		18.0000			
		Operating Com. Pers.		6.0000			
		Sinking Fund		2.8998			
		Total Non-PRE	\$2,806,067	20.8998	\$58,646		\$66,146
		Total PRE	\$2,026,892	2.8998	\$5,878		
		Total Com Personal	\$182,300	8.8998	\$1,622		
		Total Ind Personal	\$0	2.8998	\$0		
TOTAL COMBINED	\$5,015,259						
School District	Colon	Operating		18.0000			
		Operating Com. Pers.		6.0000			
		Debt		3.7800			
		Sinking Fund		1.2906			
		Total Non-PRE	\$53,080,583	23.0706	\$1,224,601		\$1,659,824
		Total PRE	\$84,284,828	5.0706	\$427,375		
		Total Com Personal	\$629,500	11.0706	\$6,969		
Total Ind Personal	\$173,400	5.0706	\$879				
TOTAL COMBINED	\$138,168,311						
School District	Mendon	Operating		18.0000			
		Operating Com. Pers.		6.0000			
		Debt		8.0000			
		Total Non-PRE	\$4,100	26.0000	\$107		\$4,394
		Total PRE	\$535,910	8.0000	\$4,287		
		Total Com Personal	\$0	14.0000	\$0		
		Total Ind Personal	\$0	8.0000	\$0		
TOTAL COMBINED	\$540,010						

Colon Township

2025 Ad Valorem Taxes

		Operating		18.0000			
		Operating Com. Pers.		6.0000			
		Sinking Fund		1.4226			
School District	Nottawa	Total Non-PRE	\$488,464	19.4226	\$9,487		\$13,272
		Total PRE	\$2,660,317	1.4226	\$3,785		
		Total Com Personal	\$0	7.4226	\$0		
		Total Ind Personal	\$0	1.4226	\$0		
		TOTAL COMBINED	\$3,148,781				

Interm. School	St Joseph	Operating	\$146,376,865	0.224	\$32,788	3.9047	\$571,558
		Extra Voted		3.6807	\$538,769		

Comm. College	Glen Oaks		\$146,376,865	2.6915			\$393,973
---------------	------------------	--	---------------	--------	--	--	------------------

State Education	Michigan		\$146,698,961	6.0000			\$880,194
-----------------	-----------------	--	---------------	--------	--	--	------------------

Totals for Taxable Status by School District	Summer	Winter	Total
Burr Oak School District(Non-PRE)	10.4863	34.1038	44.5901
Burr Oak School District(PRE)	10.4863	16.1038	26.5901
Burr Oak School District(Com. Personal)	10.4863	20.5334	31.0197
Burr Oak School District(Ind. Personal)	4.4863	14.5334	19.0197
Colon School District(Non-PRE)	10.4863	36.2746	46.7609
Colon School District(PRE)	10.4863	18.2746	28.7609
Colon School District(Com. Personal)	10.4863	22.7042	33.1905
Colon School District(Ind. Personal)	4.4863	16.7042	21.1905
Mendon School District(Non-PRE)	10.4863	39.204	49.6903
Mendon School District(PRE)	10.4863	21.204	31.6903
Mendon School District(Com. Personal)	10.4863	25.6336	36.1199
Mendon School District(Ind. Personal)	4.4863	19.6336	24.1199
Nottawa School District(Non-PRE)	10.4863	32.6266	43.1129
Nottawa School District(PRE)	10.4863	14.6266	25.1129
Nottawa School District(Com. Personal)	10.4863	19.0562	29.5425
Nottawa School District(Ind. Personal)	4.4863	13.0562	17.5425
<i>*Parcels located within Village limits add</i>	13.78992	0.0000	13.78992

Constantine Township

2025 Ad Valorem Taxes

Taxing Entity	Name	Item of Tax	2025 Taxable Value	Amount of Tax Mills	Estimate of Tax Dollars	Total Tax Mills	Total Est. Tax Dollars
County	St Joseph	Operating	\$150,180,340	4.4863	\$673,754	7.7857	\$1,169,259
		Roads		0.9934	\$149,189		
		911		0.9864	\$148,138		
		C.O.A		0.7450	\$111,884		
		Transportation		0.3274	\$49,169		
		Parks		0.2472	\$37,125		
Township	Constantine	Operating	\$150,180,340	0.9267	\$139,172	2.6034	\$360,600
		Library Operating		0.9267	\$139,172		
		Fire/Ambulance (Real Only, Exc Village)		0.7500	\$82,256		
Village	Constantine	Operating	\$50,387,261	11.7500	\$592,050	15.2500	\$690,871
		Fire (Real Only)		2.0000	\$56,469		
		Ambulance (Real Only)		0.0000	\$0		
		Police (Real Only)		1.5000	\$42,352		
School District	Constantine	Operating		16.7441			
		Operating Com. Pers.		4.7441			
		Debt		4.5500			
		Total Non-PRE	\$53,429,599	21.2941	\$1,137,735		\$1,551,110
		Total PRE	\$88,286,456	4.5500	\$401,703		
		Total Com Personal	\$474,400	9.2941	\$4,409		
		Total Ind Personal	\$1,596,000	4.5500	\$7,262		
TOTAL COMBINED	\$143,786,455						
School District	Three Rivers	Operating		18.0000			
		Operating Com. Pers.		6.0000			
		Debt		4.9000			
		Total Non-PRE	\$832,645	22.9000	\$19,068		\$45,186
		Total PRE	\$5,330,348	4.9000	\$26,119		
		Total Com Personal	\$0	10.9000	\$0		
		Total Ind Personal	\$0	4.9000	\$0		
TOTAL COMBINED	\$6,162,993						
School District	White Pigeon	Operating		18.0000			
		Operating Com. Pers.		6.0000			
		Debt		0.8500			
		Sinking Fund		2.9354			
		Total Non-PRE	\$183,800	21.7854	\$4,004		\$7,632
		Total PRE	\$958,472	3.7854	\$3,628		
		Total Com Personal	\$0	9.7854	\$0		
Total Ind Personal	\$0	3.7854	\$0				
TOTAL COMBINED	\$1,142,272						
Intern. School	St Joseph	Operating	\$150,180,340	0.224	\$33,640	3.9047	\$586,409
		Extra Voted		3.6807	\$552,769		
Comm. College	Glen Oaks		\$150,180,340	2.6915			\$404,210
State Education	Michigan		\$149,495,720	6.0000			\$896,974

Constantine Township

2025 Ad Valorem Taxes

Totals for Taxable Status by School District	Summer	Winter	Total
Constantine School District(Non-PRE)	10.4863	33.7931	44.2794
Constantine School District(PRE)	10.4863	17.0490	27.5353
Constantine School District(Com. Personal)	10.4863	21.0431	31.5294
Constantine School District(Ind. Personal)	4.4863	16.2990	20.7853
Three Rivers School District(Non-PRE)	10.4863	35.399	45.8853
Three Rivers School District(PRE)	10.4863	17.399	27.8853
Three Rivers School District(Com. Personal)	10.4863	22.649	33.1353
Three Rivers School District(Ind. Personal)	4.4863	16.649	21.1353
White Pigeon School District(Non-PRE)	10.4863	34.2844	44.7707
White Pigeon School District(PRE)	10.4863	16.2844	26.7707
White Pigeon School District(Com. Personal)	10.4863	21.5344	32.0207
White Pigeon School District(Ind. Personal)	4.4863	15.5344	20.0207
<i>*Parcels located within Village limits add</i>	15.2500	0.0000	15.2500

Fabius Township

2025 Ad Valorem Taxes

Taxing Entity	Name	Item of Tax	2025 Taxable Value	Amount of Tax Mills	Estimate of Tax Dollars	Total Tax Mills	Total Est. Tax Dollars
County	St Joseph	Operating	\$268,297,026	4.4863	\$1,203,661	7.7857	\$2,088,880
		Roads		0.9934	\$266,526		
		911		0.9864	\$264,648		
		C.O.A		0.7450	\$199,881		
		Transportation		0.3274	\$87,840		
		Parks		0.2472	\$66,323		

Township	Fabius	Operating	\$268,297,026	0.0000	\$0	0.0000	\$0
----------	--------	-----------	---------------	--------	-----	--------	------------

School District	Constantine	Operating		16.7441			
		Operating Com. Pers.		4.7441			
		Debt		4.5500			
		Total Non-PRE	\$176,199	21.2941	\$3,752		\$9,365
		Total PRE	\$164,483	4.5500	\$748		
		Total Com Personal	\$523,400	9.2941	\$4,865		
		Total Ind Personal	\$0	4.5500	\$0		
TOTAL COMBINED		\$864,082					

School District	Three Rivers	Operating		18.0000			
		Operating Com. Pers.		6.0000			
		Debt		4.9000			
		Total Non-PRE	\$119,731,392	22.9000	\$2,741,849		\$3,486,824
		Total PRE	\$147,045,142	4.9000	\$720,521		
		Total Com Personal	\$1,905,900	10.9000	\$20,774		
		Total Ind Personal	\$751,000	4.9000	\$3,680		
TOTAL COMBINED		\$269,433,434					

Interm. School	St Joseph	Operating	\$268,297,026	0.224	\$60,099	3.9047	\$1,047,619
		Extra Voted		3.6807	\$987,521		

Comm. College	Glen Oaks		\$268,297,026	2.6915			\$722,121
---------------	-----------	--	---------------	--------	--	--	------------------

State Education	Michigan		\$269,546,516	6.0000			\$1,617,279
-----------------	----------	--	---------------	--------	--	--	--------------------

Totals for Taxable Status by School District	Summer	Winter	Total
Constantine School District(Non-PRE)	10.4863	31.1897	41.6760
Constantine School District(PRE)	10.4863	14.4456	24.9319
Constantine School District(Com. Personal)	10.4863	19.1897	29.6760
Constantine School District(Ind. Personal)	4.4863	14.4456	18.9319
Three Rivers School District(Non-PRE)	10.4863	32.7956	43.2819
Three Rivers School District(PRE)	10.4863	14.7956	25.2819
Three Rivers School District(Com. Personal)	10.4863	20.7956	31.2819
Three Rivers School District(Ind. Personal)	4.4863	14.7956	19.2819

Fawn River Township

2025 Ad Valorem Taxes

Taxing Entity	Name	Item of Tax	2025 Taxable Value	Amount of Tax Mills	Estimate of Tax Dollars	Total Tax Mills	Total Est. Tax Dollars
County	St Joseph	Operating	\$53,965,193	4.4863	\$242,104	7.7857	\$420,157
		Roads		0.9934	\$53,609		
		911		0.9864	\$53,231		
		C.O.A		0.7450	\$40,204		
		Transportation		0.3274	\$17,668		
		Parks		0.2472	\$13,340		
Township	Fawn River	Operating	\$53,965,193	0.0000	\$0	2.0000	\$105,284
		Fire/Ambulance (Real Only)		2.0000	\$105,284		
Library	Sturgis	Operating	\$53,965,193	1.0657	\$57,511	1.0657	\$57,511
School District	Sturgis	Operating		17.4093			
		Operating Com. Pers.		5.4093			
		Debt		7.0000			
		Total Non-PRE	\$9,190,458	26.1036	\$239,904		\$630,197
		Total PRE	\$44,770,252	8.6943	\$389,246		
		Total Com Personal	\$74,200	14.1036	\$1,046		
		Total Ind Personal	\$0	8.6943	\$0		
TOTAL COMBINED	\$54,034,910						
Interm. School	St Joseph	Operating	\$53,965,193	0.224	\$12,088	3.9047	\$210,718
		Extra Voted		3.6807	\$198,630		
Comm. College	Glen Oaks		\$53,965,193	2.6915			\$145,247
State Education	Michigan		\$54,034,910	6.0000			\$324,209
Totals for Taxable Status by School District				Summer	Winter		Total
Sturgis School District(Non-PRE)				10.4863	39.0649		49.5512
Sturgis School District(PRE)				10.4863	21.6556		32.1419
Sturgis School District(Com. Personal)				10.4863	25.0649		35.5512
Sturgis School District(Ind. Personal)				4.4863	19.6556		24.1419

Florence Township

2025 Ad Valorem Taxes

Taxing Entity	Name	Item of Tax	2025 Taxable Value	Amount of Tax Mills	Estimate of Tax Dollars	Total Tax Mills	Total Est. Tax Dollars
County	St Joseph	Operating	\$56,589,038	4.4863	\$253,875	7.7857	\$440,585
		Roads		0.9934	\$56,216		
		911		0.9864	\$55,819		
		C.O.A		0.7450	\$42,159		
		Transportation		0.3274	\$18,527		
		Parks		0.2472	\$13,989		
Township	Florence	Operating	\$56,589,038	0.9046	\$51,190	0.9046	\$51,190
School District	Centreville	Operating		18.0000			
		Operating Com. Pers.		6.0000			
		Debt		7.0000			
		Total Non-PRE	\$4,612,896	25.0000	\$115,322		\$259,047
		Total PRE	\$20,532,045	7.0000	\$143,724		
		Total Com Personal	\$0	13.0000	\$0		
		Total Ind Personal	\$0	7.0000	\$0		
TOTAL COMBINED	\$25,144,941						
School District	Constantine	Operating		16.7441			
		Operating Com. Pers.		4.7441			
		Debt		4.5500			
		Total Non-PRE	\$2,182,550	21.2941	\$46,475		\$110,737
		Total PRE	\$14,123,376	4.5500	\$64,261		
		Total Com Personal	\$0	9.2941	\$0		
		Total Ind Personal	\$0	4.5500	\$0		
TOTAL COMBINED	\$16,305,926						
School District	Three Rivers	Operating		18.0000			
		Operating Com. Pers.		5.4093			
		Debt		4.9000			
		Total Non-PRE	\$2,009,957	22.9000	\$46,028		\$71,151
		Total PRE	\$5,127,142	4.9000	\$25,123		
		Total Com Personal	\$0	10.9000	\$0		
		Total Ind Personal	\$0	4.9000	\$0		
TOTAL COMBINED	\$7,137,099						
School District	White Pigeon	Operating		18.0000			
		Operating Com. Pers.		6.0000			
		Debt		0.8500			
		Sinking Fund		2.9354			
		Total Non-PRE	\$1,214,598	21.7854	\$26,461		\$52,758
		Total PRE	\$6,947,114	3.7854	\$26,298		
		Total Com Personal	\$0	9.7854	\$0		
Total Ind Personal	\$0	3.7854	\$0				
TOTAL COMBINED	\$8,161,712						
Interm. School	St Joseph	Operating	\$56,589,038	0.2240	\$12,676	3.9047	\$220,963
		Extra Voted		3.6807	\$208,287		

Florence Township

2025 Ad Valorem Taxes

Comm. College	Glen Oaks	\$56,589,038	2.6915	\$152,309
---------------	------------------	--------------	--------	------------------

State Education	Michigan	\$56,749,678	6.0000	\$340,498
-----------------	-----------------	--------------	--------	------------------

Totals for Taxable Status by School District	Summer	Winter	Total
Centreville School District(Non-PRE)	10.4863	35.8002	46.2865
Centreville School District(PRE)	10.4863	17.8002	28.2865
Centreville School District(Com. Personal)	10.4863	23.8002	34.2865
Centreville School District(Ind. Personal)	4.4863	17.8002	22.2865
Constantine School District(Non-PRE)	10.4863	32.0943	42.5806
Constantine School District(PRE)	10.4863	15.3502	25.8365
Constantine School District(Com. Personal)	10.4863	20.0943	30.5806
Constantine School District(Ind. Personal)	4.4863	15.3502	19.8365
Three Rivers School District(Non-PRE)	10.4863	33.7002	44.1865
Three Rivers School District(PRE)	10.4863	15.7002	26.1865
Three Rivers School District(Com. Personal)	10.4863	21.7002	32.1865
Three Rivers School District(Ind. Personal)	4.4863	15.7002	20.1865
White Pigeon School District(Non-PRE)	10.4863	32.5856	43.0719
White Pigeon School District(PRE)	10.4863	14.5856	25.0719
White Pigeon School District(Com. Personal)	10.4863	20.5856	31.0719
White Pigeon School District(Ind. Personal)	4.4863	14.5856	19.0719

Flowerfield Township

2025 Ad Valorem Taxes

Taxing Entity	Name	Item of Tax	2025 Taxable Value	Amount of Tax Mills	Estimate of Tax Dollars	Total Tax Mills	Total Est. Tax Dollars
County	St Joseph	Operating	\$90,906,993	4.4863	\$407,836	7.7857	\$707,775
		Roads		0.9934	\$90,307		
		911		0.9864	\$89,671		
		C.O.A		0.7450	\$67,726		
		Transportation		0.3274	\$29,763		
		Parks		0.2472	\$22,472		
Township	Flowerfield	Operating	\$90,906,993	0.8530	\$77,544	1.8326	\$166,596
		Fire/Ambulance		0.9796	\$89,052		
School District	Marcellus	Operating		18.0000			
		Operating Com. Pers.		6.0000			
		Debt		4.6500			
		Total Non-PRE	\$1,865,293	22.6500	\$42,249		\$73,578
		Total PRE	\$6,737,463	4.6500	\$31,329		
		Total Com Personal	\$0	10.6500	\$0		
		Total Ind Personal	\$0	4.6500	\$0		
TOTAL COMBINED		\$8,602,756					
School District	Three Rivers	Operating		18.0000			
		Operating Com. Pers.		6.0000			
		Debt		4.9000			
		Total Non-PRE	\$26,238,963	22.9000	\$600,872		\$881,871
		Total PRE	\$56,177,382	4.9000	\$275,269		
		Total Com Personal	\$525,654	10.9000	\$5,730		
		Total Ind Personal	\$0	4.9000	\$0		
TOTAL COMBINED		\$82,941,999					
Interm. School	Heritage SW	Operating	\$8,602,756	0.1978	\$1,702	2.1798	\$18,752
		Extra Voted		1.982	\$17,051		
	St Joseph	Operating	\$82,941,999	0.224	\$18,579	3.9047	\$323,864
		Extra Voted		3.6807	\$305,285		
Comm. College	Glen Oaks		\$90,906,993	2.6915			\$244,676
State Education	Michigan		\$91,544,755	6.0000			\$549,269

Totals for Taxable Status by School District	Summer	Winter	Total
Marcellus School District(Non-PRE)	10.4863	32.6533	43.1396
Marcellus School District(PRE)	10.4863	14.6533	25.1396
Marcellus School District(Com. Personal)	10.4863	20.6533	31.1396
Marcellus School District(Ind. Personal)	4.4863	14.6533	19.1396
Three Rivers School District(Non-PRE)	10.4863	34.6282	45.1145
Three Rivers School District(PRE)	10.4863	16.6282	27.1145
Three Rivers School District(Com. Personal)	10.4863	22.6282	33.1145
Three Rivers School District(Ind. Personal)	4.4863	16.6282	21.1145

Leonidas Township

2025 Ad Valorem Taxes

Taxing Entity	Name	Item of Tax	2025 Taxable Value	Amount of Tax Mills	Estimate of Tax Dollars	Total Tax Mills	Total Est. Tax Dollars
County	St Joseph	Operating	\$55,147,416	4.4863	\$247,408	7.7857	\$429,361
		Roads		0.9934	\$54,783		
		911		0.9864	\$54,397		
		C.O.A		0.7450	\$41,085		
		Transportation		0.3274	\$18,055		
		Parks		0.2472	\$13,632		
Township	Leonidas	Operating	\$55,147,416	0.9040	\$49,853	2.9965	\$165,249
		Fire/Ambulance		1.6940	\$93,420		
		Ambulance		0.3985	\$21,976		
School District	Athens	Operating		18.0000			
		Operating Com. Pers.		6.0000			
		Debt		0.0000			
		Total Non-PRE	\$25,100	21.0000	\$527		\$1,713
		Total PRE	\$395,345	3.0000	\$1,186		
		Total Com Personal	\$0	9.0000	\$0		
		Total Ind Personal	\$0	3.0000	\$0		
TOTAL COMBINED	\$420,445						
School District	Colon	Operating		18.0000			
		Operating Com. Pers.		6.0000			
		Debt		3.7800			
		Total Non-PRE	\$10,445,849	23.0706	\$240,992		\$436,156
		Total PRE	\$38,124,545	5.0706	\$193,314		
		Total Com Personal	\$167,100	11.0706	\$1,850		
		Total Ind Personal	\$0	5.0706	\$0		
TOTAL COMBINED	\$48,737,494						
School District	Mendon	Operating		18.0000			
		Operating Com. Pers.		6.0000			
		Debt		8.0000			
		Total Non-PRE	\$1,819,601	26.0000	\$47,310		\$70,144
		Total PRE	\$2,854,330	8.0000	\$22,835		
		Total Com Personal	\$0	14.0000	\$0		
		Total Ind Personal	\$0	8.0000	\$0		
TOTAL COMBINED	\$4,673,931						
School District	Vicksburg	Operating		18.0000			
		Operating Com. Pers.		6.0000			
		Debt		6.6000			
		Total Non-PRE	\$159,609	24.6000	\$3,926		\$13,105
		Total PRE	\$1,390,687	6.6000	\$9,179		
		Total Com Personal	\$0	12.6000	\$0		
		Total Ind Personal	\$0	6.6000	\$0		
TOTAL COMBINED	\$1,550,296						

Leonidas Township

2025 Ad Valorem Taxes

Interm. School	Calhoun	Operating	\$420,445	0.2511	\$106	6.1919	\$2,603
		Extra Voted				\$2,498	
	St Joseph	Operating	\$53,411,425	0.224	\$11,964	3.9047	\$208,556
		Extra Voted				\$196,591	
	Kalamazoo Resa	Operating	\$1,550,296	0.1420	\$220	6.9565	\$10,785
		Debt				\$10,564	

Comm. College	Glen Oaks	Operating	\$53,411,425	2.6915			\$143,757
	Kalamazoo Valley	Operating	\$1,550,296	2.7645			\$4,286
	Kellogg	Operating	\$420,445	3.6109			\$1,518

State Education	Michigan		\$55,382,166	6.0000			\$332,293
-----------------	-----------------	--	--------------	--------	--	--	------------------

Totals for Taxable Status by School District	Summer	Winter	Total
Athens School District(Non-PRE)	10.4863	37.0987	47.5850
Athens School District(PRE)	10.4863	19.0987	29.5850
Athens School District(Com. Personal)	10.4863	25.0987	35.5850
Athens School District(Ind. Personal)	4.4863	19.0987	23.5850
Colon School District(Non-PRE)	10.4863	35.9627	46.4490
Colon School District(PRE)	10.4863	17.9627	28.4490
Colon School District(Com. Personal)	10.4863	23.9627	34.4490
Colon School District(Ind. Personal)	4.4863	17.9627	22.4490
Mendon School District(Non-PRE)	10.4863	38.8921	49.3784
Mendon School District(PRE)	10.4863	20.8921	31.3784
Mendon School District(Com. Personal)	10.4863	26.8921	37.3784
Mendon School District(Ind. Personal)	4.4863	20.8921	25.3784
Vicksburg School District(Non-PRE)	10.4863	40.6169	51.1032
Vicksburg School District(PRE)	10.4863	22.6169	33.1032
Vicksburg School District(Com. Personal)	10.4863	28.6169	39.1032
Vicksburg School District(Ind. Personal)	4.4863	22.6169	27.1032

Lockport Township

2025 Ad Valorem Taxes

Taxing Entity	Name	Item of Tax	2025 Taxable Value	Amount of Tax Mills	Estimate of Tax Dollars	Total Tax Mills	Total Est. Tax Dollars
County	St Joseph	Operating	\$160,297,598	4.4863	\$719,143	7.7857	\$1,248,029
		Roads		0.9934	\$159,240		
		911		0.9864	\$158,118		
		C.O.A		0.7450	\$119,422		
		Transportation		0.3274	\$52,481		
		Parks		0.2472	\$39,626		
Township	Lockport	Operating	\$160,297,598	0.8329	\$133,512	2.2471	\$360,205
		Ambulance		0.4713	\$75,548		
		Fire Protection		0.9429	\$151,145		
Village	Centreville	Operating	\$4,150,759	11.7158	\$48,629	13.8719	\$57,579
		Sidewalks		0.2403	\$997		
		Fire		1.9158	\$7,952		
School District	Centreville	Operating		18.0000			
		Operating Com. Pers.		6.0000			
		Debt		7.0000			
		Total Non-PRE	\$8,121,196	25.0000	\$203,030		\$423,412
		Total PRE	\$31,468,479	7.0000	\$220,279		
		Total Com Personal	\$0	13.0000	\$0		
		Total Ind Personal	\$14,700	7.0000	\$103		
TOTAL COMBINED	\$39,604,375						
School District	Mendon	Operating		18.0000			
		Operating Com. Pers.		6.0000			
		Debt		8.0000			
		Total Non-PRE	\$254,188	26.0000	\$6,609		\$21,890
		Total PRE	\$1,910,077	8.0000	\$15,281		
		Total Com Personal	\$0	14.0000	\$0		
		Total Ind Personal	\$0	8.0000	\$0		
TOTAL COMBINED	\$2,164,265						
School District	Three Rivers	Operating		18.0000			
		Operating Com. Pers.		6.0000			
		Debt		4.9000			
		Total Non-PRE	\$23,727,116	22.9000	\$543,351		\$1,015,612
		Total PRE	\$95,678,623	4.9000	\$468,825		
		Total Com Personal	\$315,200	10.9000	\$3,436		
		Total Ind Personal	\$0	4.9000	\$0		
TOTAL COMBINED	\$119,720,939						
Interm. School	St Joseph	Operating	\$160,297,598	0.224	\$35,907	3.9047	\$625,914
		Extra Voted		3.6807	\$590,007		
Comm. College	Glen Oaks		\$160,297,598	2.6915			\$431,441
State Education	Michigan		\$161,474,879	6.0000			\$968,849

Lockport Township

2025 Ad Valorem Taxes

Totals for Taxable Status by School District	Summer	Winter	Total
Centreville School District(Non-PRE)	10.4863	37.1427	47.6290
Centreville School District(PRE)	10.4863	19.1427	29.6290
Centreville School District(Com. Personal)	10.4863	25.1427	35.6290
Centreville School District(Ind. Personal)	4.4863	19.1427	23.6290
Mendon School District(Non-PRE)	10.4863	38.1427	48.6290
Mendon School District(PRE)	10.4863	20.1427	30.6290
Mendon School District(Com. Personal)	10.4863	26.1427	36.6290
Mendon School District(Ind. Personal)	4.4863	20.1427	24.6290
Three Rivers School District(Non-PRE)	10.4863	35.0427	45.5290
Three Rivers School District(PRE)	10.4863	17.0427	27.5290
Three Rivers School District(Com. Personal)	10.4863	23.0427	33.5290
Three Rivers School District(Ind. Personal)	4.4863	17.0427	21.5290
<i>*Parcels located within Village limits add</i>	13.8719	0.0000	13.8719

Mendon Township

2025 Ad Valorem Taxes

Taxing Entity	Name	Item of Tax	2025 Taxable Value	Amount of Tax Mills	Estimate of Tax Dollars	Total Tax Mills	Total Est. Tax Dollars
County	St Joseph	Operating	\$136,035,833	4.4863	\$610,298	7.7857	\$1,059,134
		Roads		0.9934	\$135,138		
		911		0.9864	\$134,186		
		C.O.A		0.7450	\$101,347		
		Transportation		0.3274	\$44,538		
		Parks		0.2472	\$33,628		
Township	Mendon	Operating	\$136,035,833	0.9714	\$132,145	3.9653	\$456,650
		Library Operating		0.974	\$132,499		
		Fire/Ambulance (Real Only)		2.0199	\$192,006		
Village	Mendon	Operating	\$22,684,499	8.5113	\$193,075	8.5113	\$193,075
School District	Mendon	Operating		18.0000			
		Operating Com. Pers.		6.0000			
		Debt		8.0000			
		Total Non-PRE	\$60,142,391	26.0000	\$1,563,702		\$2,114,006
		Total PRE	\$68,774,988	8.0000	\$550,200		
		Total Com Personal	\$1,000	14.0000	\$14		
		Total Ind Personal	\$11,300	8.0000	\$90		
TOTAL COMBINED	\$128,929,679						
School District	Vicksburg	Operating		18.0000			
		Operating Com. Pers.		6.0000			
		Debt		6.6000			
		Total Non-PRE	\$2,799,735	24.6000	\$68,873		\$98,528
		Total PRE	\$4,493,154	6.6000	\$29,655		
		Total Com Personal	\$0	12.6000	\$0		
		Total Ind Personal	\$0	6.6000	\$0		
TOTAL COMBINED	\$7,292,889						
Interm. School	St Joseph	Operating	\$128,929,679	0.224	\$28,880	3.9047	\$503,432
		Extra Voted		3.6807	\$474,551		
	Kalamazoo Resa	Operating	\$7,292,889	0.1420	\$1,036	6.9565	\$50,733
		Debt		6.8145	\$49,697		
Comm. College	Glen Oaks Kalamazoo Valley	Operating	\$128,929,679	2.6915			\$347,014
		Operating	\$7,292,889	2.7645			\$20,161
State Education	Michigan		\$136,211,268	6.0000			\$817,268

Mendon Township

2025 Ad Valorem Taxes

Totals for Taxable Status by School District	Summer	Winter	Total
Mendon School District(Non-PRE)	10.4863	39.8609	50.3472
Mendon School District(PRE)	10.4863	21.8609	32.3472
Mendon School District(Com. Personal)	10.4863	25.841	36.3273
Mendon School District(Ind. Personal)	4.4863	19.841	24.3273
Vicksburg School District(Non-PRE)	10.4863	41.5857	52.0720
Vicksburg School District(PRE)	10.4863	23.5857	34.0720
Vicksburg School District(Com. Personal)	10.4863	27.5658	38.0521
Vicksburg School District(Ind. Personal)	4.4863	21.5658	26.0521
<i>*Parcels located within Village limits add</i>	8.51130	0	8.5113

Mottville Township

2025 Ad Valorem Taxes

Taxing Entity	Name	Item of Tax	2025 Taxable Value	Amount of Tax Mills	Estimate of Tax Dollars	Total Tax Mills	Total Est. Tax Dollars
County	St Joseph	Operating	\$83,762,370	4.4863	\$375,783	7.7857	\$652,149
		Roads		0.9934	\$83,210		
		911		0.9864	\$82,623		
		C.O.A		0.7450	\$62,403		
		Transportation		0.3274	\$27,424		
		Parks		0.2472	\$20,706		

Township	Mottville	Operating	\$83,762,370	0.9294	\$77,849	1.4294	\$116,066
		Roads		0.2500	\$20,941		
		Fire/Ambulance (Real Only)		0.2500	\$17,277		

School District	Constantine	Operating		16.7441			
		Operating Com. Pers.		4.7441			
		Debt		4.5500			
		Total Non-PRE	\$2,472,343	21.2941	\$52,646		\$110,294
		Total PRE	\$12,669,768	4.5500	\$57,647		
		Total Com Personal	\$0	9.2941	\$0		
		Total Ind Personal	\$0	4.5500	\$0		
TOTAL COMBINED		\$15,142,111					

School District	White Pigeon	Operating		18.0000			
		Operating Com. Pers.		6.0000			
		Debt		0.8500			
		Sinking Fund		2.9354			
		Total Non-PRE	\$33,665,649	21.7854	\$733,420		\$867,299
		Total PRE	\$33,835,492	3.7854	\$128,081		
		Total Com Personal	\$172,800	9.7854	\$1,691		
Total Ind Personal	\$1,085,200	3.7854	\$4,108				
TOTAL COMBINED		\$68,759,141					

Interm. School	St Joseph	Operating	\$83,762,370	0.224	\$18,763	3.9047	\$327,067
		Extra Voted		3.6807	\$308,304		

Comm. College	Glen Oaks		\$83,762,370	2.6915			\$225,446
---------------	-----------	--	--------------	--------	--	--	------------------

State Education	Michigan		\$82,816,052	6.0000			\$496,896
-----------------	----------	--	--------------	--------	--	--	------------------

Totals for Taxable Status by School District	Summer	Winter	Total
Constantine School District(Non-PRE)	10.4863	32.6191	43.1054
Constantine School District(PRE)	10.4863	15.8750	26.3613
Constantine School District(Com. Personal)	10.4863	20.3691	30.8554
Constantine School District(Ind. Personal)	4.4863	15.6250	20.1113
White Pigeon School District(Non-PRE)	10.4863	33.1104	43.5967
White Pigeon School District(PRE)	10.4863	15.1104	25.5967
White Pigeon School District(Com. Personal)	10.4863	20.8604	31.3467
White Pigeon School District(Ind. Personal)	4.4863	14.8604	19.3467

Nottawa Township

2025 Ad Valorem Taxes

Taxing Entity	Name	Item of Tax	2025 Taxable Value	Amount of Tax Mills	Estimate of Tax Dollars	Total Tax Mills	Total Est. Tax Dollars
County	St Joseph	Operating	\$189,897,984	4.4863	\$851,939	7.7857	\$1,478,489
		Roads		0.9934	\$188,645		
		911		0.9864	\$187,315		
		C.O.A		0.7450	\$141,474		
		Transportation		0.3274	\$62,173		
		Parks		0.2472	\$46,943		
Township	Nottawa	Operating	\$189,897,984	0.8270	\$157,046	4.1353	\$785,285
		Library Operating		1.5815	\$300,324		
		Fire & EMS		0.7500	\$142,423		
		Roads		0.9768	\$185,492		
Village	Centreville	Operating	\$30,813,063	11.7158	\$361,000	13.8719	\$ 427,436
		Sidewalks		0.2403	\$7,404		
		Fire		1.9158	\$59,032		
School District	Centreville	Operating		18.0000			
		Operating Com. Pers.		6.0000			
		Debt		7.0000			
		Total Non-PRE	\$30,061,171	25.0000	\$751,529		\$1,154,395
		Total PRE	\$54,653,288	7.0000	\$382,573		
		Total Com Personal	\$1,561,000	13.0000	\$20,293		
		Total Ind Personal	\$0	7.0000	\$0		
TOTAL COMBINED	\$86,275,459						
School District	Colon	Operating		18.0000			
		Operating Com. Pers.		6.0000			
		Debt		3.7800			
		Sinking Fund		1.2906			
		Total Non-PRE	\$1,212,550	23.0706	\$27,974		\$50,047
		Total PRE	\$4,340,243	5.0706	\$22,008		
		Total Com Personal	\$5,900	11.0706	\$65		
Total Ind Personal	\$0	5.0706	\$0				
TOTAL COMBINED	\$5,558,693						
School District	Mendon	Operating		18.0000			
		Operating Com. Pers.		6.0000			
		Debt		8.0000			
		Total Non-PRE	\$2,669,756	26.0000	\$69,414		\$180,878
		Total PRE	\$12,630,744	8.0000	\$101,046		
		Total Com Personal	\$744,200	14.0000	\$10,419		
Total Ind Personal	\$0	8.0000	\$0				
TOTAL COMBINED	\$16,044,700						

Nottawa Township

2025 Ad Valorem Taxes

		Operating		18.0000		
		Operating Com. Pers.		6.0000		
		Sinking Fund		1.4226		
School District	Nottawa	Total Non-PRE	\$28,633,479	19.4226	\$556,137	\$637,320
		Total PRE	\$52,974,942	1.4226	\$75,362	
		Total Com Personal	\$784,200	7.4226	\$5,821	
		Total Ind Personal	\$0	1.4226	\$0	
		TOTAL COMBINED	\$82,392,621			

Interm. School	St Joseph	Operating	\$189,897,984	0.224	\$42,537	3.9047	\$741,495
		Extra Voted		3.6807	\$698,958		

Comm. College	Glen Oaks		\$189,897,984	2.6915			\$511,110
---------------	------------------	--	---------------	--------	--	--	------------------

State Education	Michigan		\$190,271,473	6.0000			\$1,141,629
-----------------	-----------------	--	---------------	--------	--	--	--------------------

Totals for Taxable Status by School District	Summer	Winter	Total
Centreville School District(Non-PRE)	10.4863	39.0309	49.5172
Centreville School District(PRE)	10.4863	21.0309	31.5172
Centreville School District(Com. Personal)	10.4863	27.0309	37.5172
Centreville School District(Ind. Personal)	4.4863	21.0309	25.5172
Colon School District(Non-PRE)	10.4863	37.1015	47.5878
Colon School District(PRE)	10.4863	19.1015	29.5878
Colon School District(Com. Personal)	10.4863	25.1015	35.5878
Colon School District(Ind. Personal)	4.4863	19.1015	23.5878
Mendon School District(Non-PRE)	10.4863	40.0309	50.5172
Mendon School District(PRE)	10.4863	22.0309	32.5172
Mendon School District(Com. Personal)	10.4863	28.0309	38.5172
Mendon School District(Ind. Personal)	4.4863	22.0309	26.5172
Nottawa School District(Non-PRE)	10.4863	33.4535	43.9398
Nottawa School District(PRE)	10.4863	15.4535	25.9398
Nottawa School District(Com. Personal)	10.4863	21.4535	31.9398
Nottawa School District(Ind. Personal)	4.4863	15.4535	19.9398
<i>*Parcels located within Village limits add</i>	<i>13.8719</i>	<i>0</i>	<i>13.8719</i>

Park Township

2025 Ad Valorem Taxes

Taxing Entity	Name	Item of Tax	2025 Taxable Value	Amount of Tax Mills	Estimate of Tax Dollars	Total Tax Mills	Total Est. Tax Dollars
County	St Joseph	Operating	\$185,092,074	4.4863	\$830,379	7.7857	\$1,441,071
		Roads		0.9934	\$183,870		
		911		0.9864	\$182,575		
		C.O.A		0.7450	\$137,894		
		Transportation		0.3274	\$60,599		
		Parks		0.2472	\$45,755		
Township	Park	Operating	\$185,092,074	0.9528	\$176,356	1.9528	\$324,716
		Fire Operating (Real Only)		1.0000	\$148,360		
School District	Mendon	Operating		18.0000			
		Operating Com. Pers.		6.0000			
		Debt		8.0000			
		Total Non-PRE	\$21,484,191	26.0000	\$558,589		\$802,067
		Total PRE	\$29,541,012	8.0000	\$236,328		
		Total Com Personal	\$429,200	14.0000	\$6,009		
		Total Ind Personal	\$142,700	8.0000	\$1,142		
TOTAL COMBINED	\$51,597,103						
School District	Three Rivers	Operating		18.0000			
		Operating Com. Pers.		6.0000			
		Debt		4.9000			
		Total Non-PRE	\$59,987,976	22.9000	\$1,373,725		\$1,690,836
		Total PRE	\$62,462,587	4.9000	\$306,067		
		Total Com Personal	\$1,013,300	10.9000	\$11,045		
		Total Ind Personal	\$0	4.9000	\$0		
TOTAL COMBINED	\$123,463,863						
School District	Vicksburg	Operating		18.0000			
		Operating Com. Pers.		6.0000			
		Debt		6.6000			
		Total Non-PRE	\$1,175,948	24.6000	\$28,928		\$94,245
		Total PRE	\$9,896,471	6.6000	\$65,317		
		Total Com Personal	\$0	12.6000	\$0		
		Total Ind Personal	\$0	6.6000	\$0		
TOTAL COMBINED	\$11,072,419						
Interm. School	St Joseph	Operating	\$175,060,966	0.224	\$39,214	3.9047	\$683,561
		Extra Voted		3.6807	\$644,347		
	Kalamazoo Resa	Operating	\$11,072,419	0.1420	\$1,572	6.9565	\$77,025
		Debt		6.8145	\$75,453		
Comm. College	Glen Oaks Kalamazoo Valley	Operating	\$175,060,966	2.6915			\$471,177
		Operating	\$11,072,419	2.7645			\$30,610
State Education	Michigan		\$185,990,685	6.0000			\$1,115,944

Park Township

2025 Ad Valorem Taxes

Totals for Taxable Status by School District	Summer	Winter	Total
Mendon School District(Non-PRE)	10.4863	37.8484	48.3347
Mendon School District(PRE)	10.4863	19.8484	30.3347
Mendon School District(Com. Personal)	10.4863	24.8484	35.3347
Mendon School District(Ind. Personal)	4.4863	18.8484	23.3347
Three Rivers School District(Non-PRE)	10.4863	34.7484	45.2347
Three Rivers School District(PRE)	10.4863	16.7484	27.2347
Three Rivers School District(Com. Personal)	10.4863	21.7484	32.2347
Three Rivers School District(Ind. Personal)	4.4863	15.7484	20.2347
Vicksburg School District(Non-PRE)	10.4863	39.5732	50.0595
Vicksburg School District(PRE)	10.4863	21.5732	32.0595
Vicksburg School District(Com. Personal)	10.4863	26.5732	37.0595
Vicksburg School District(Ind. Personal)	4.4863	20.5732	25.0595

Sherman Township

2025 Ad Valorem Taxes

Taxing Entity	Name	Item of Tax	2025 Taxable Value	Amount of Tax Mills	Estimate of Tax Dollars	Total Tax Mills	Total Est. Tax Dollars
County	St Joseph	Operating	\$203,692,043	4.4863	\$913,824	7.7857	\$1,585,885
		Roads		0.9934	\$202,348		
		911		0.9864	\$200,922		
		C.O.A		0.7450	\$151,751		
		Transportation		0.3274	\$66,689		
		Parks		0.2472	\$50,353		
Township	Sherman	Operating	\$203,692,043	0.5000	\$101,846	0.5000	\$101,846
		Fire/Ambulance (Real Only)		0.0000	\$0		
Library	Sturgis	Operating	\$203,692,043	1.0657	\$217,075	1.0657	\$217,075
School District	Burr Oak	Operating		18.0000			
		Operating Com. Pers.		6.0000			
		Sinking Fund		2.8998			
		Total Non-PRE	\$254,682	20.8998	\$5,323		\$7,637
		Total PRE	\$798,137	2.8998	\$2,314		
		Total Com Personal	\$0	8.8998	\$0		
		Total Ind Personal	\$0	2.8998	\$0		
		TOTAL COMBINED	\$1,052,819				
School District	Centreville	Operating		18.0000			
		Operating Com. Pers.		6.0000			
		Debt		7.0000			
		Total Non-PRE	\$27,650,991	25.0000	\$691,275		\$1,154,838
		Total PRE	\$66,219,402	7.0000	\$463,536		
		Total Com Personal	\$2,100	13.0000	\$27		
		Total Ind Personal	\$0	7.0000	\$0		
		TOTAL COMBINED	\$93,872,493				
School District	Nottawa	Operating		18.0000			
		Operating Com. Pers.		6.0000			
		Sinking Fund		1.4226			
		Total Non-PRE	\$5,443,340	19.4226	\$105,724		\$119,465
		Total PRE	\$9,659,093	1.4226	\$13,741		
		Total Com Personal	\$0	7.4226	\$0		
		Total Ind Personal	\$0	1.4226	\$0		
		TOTAL COMBINED	\$15,102,433				
School District	Sturgis	Operating		17.4093			
		Operating Com. Pers.		5.4093			
		Debt		7.0000			
		Sinking Fund		1.6943			
		Total Non-PRE	\$20,876,355	26.1036	\$544,948		\$1,181,913
		Total PRE	\$73,098,096	8.6943	\$635,537		
		Total Com Personal	\$101,300	14.1036	\$1,429		
		Total Ind Personal	\$0	8.6943	\$0		
TOTAL COMBINED	\$94,075,751						

Sherman Township

2025 Ad Valorem Taxes

	Operating		18.0000			
	Operating Com. Pers.		6.0000			
	Debt		0.8500			
	Sinking Fund		2.9354			
School District	White Pigeon	Total Non-PRE	\$0	21.7854	\$0	\$649
		Total PRE	\$171,504	3.7854	\$649	
		Total Com Personal	\$0	9.7854	\$0	
		Total Ind Personal	\$0	3.7854	\$0	
		TOTAL COMBINED	\$171,504			

Interm. School	St Joseph	Operating	\$203,692,043	0.224	\$45,627	3.9047	\$795,356
		Extra Voted		3.6807	\$749,729		

Comm. College	Glen Oaks		\$203,692,043	2.6915			\$548,237
---------------	------------------	--	---------------	--------	--	--	------------------

State Education	Michigan		\$204,275,000	6.0000			\$1,225,650
-----------------	-----------------	--	---------------	--------	--	--	--------------------

Totals for Taxable Status by School District	Summer	Winter	Total
Burr Oak School District(Non-PRE)	10.4863	32.3611	42.8474
Burr Oak School District(PRE)	10.4863	14.3611	24.8474
Burr Oak School District(Com. Personal)	10.4863	20.3611	30.8474
Burr Oak School District(Ind. Personal)	4.4863	14.3611	18.8474
Centreville School District(Non-PRE)	10.4863	36.4613	46.9476
Centreville School District(PRE)	10.4863	18.4613	28.9476
Centreville School District(Com. Personal)	10.4863	24.4613	34.9476
Centreville School District(Ind. Personal)	4.4863	18.4613	22.9476
Nottawa School District(Non-PRE)	10.4863	30.8839	41.3702
Nottawa School District(PRE)	10.4863	12.8839	23.3702
Nottawa School District(Com. Personal)	10.4863	18.8839	29.3702
Nottawa School District(Ind. Personal)	4.4863	12.8839	17.3702
Sturgis School District(Non-PRE)	10.4863	37.5649	48.0512
Sturgis School District(PRE)	10.4863	20.1556	30.6419
Sturgis School District(Com. Personal)	10.4863	25.5649	36.0512
Sturgis School District(Ind. Personal)	4.4863	20.1556	24.6419
White Pigeon School District(Non-PRE)	10.4863	33.2467	43.7330
White Pigeon School District(PRE)	10.4863	15.2467	25.7330
White Pigeon School District(Com. Personal)	10.4863	21.2467	31.7330
White Pigeon School District(Ind. Personal)	4.4863	15.2467	19.7330

Sturgis Township

2025 Ad Valorem Taxes

Taxing Entity	Name	Item of Tax	2025 Taxable Value	Amount of Tax Mills	Estimate of Tax Dollars	Total Tax Mills	Total Est. Tax Dollars
County	St Joseph	Operating	\$84,554,575	4.4863	\$379,337	7.7857	\$658,317
		Roads		0.9934	\$83,997		
		911		0.9864	\$83,405		
		C.O.A		0.7450	\$62,993		
		Transportation		0.3274	\$27,683		
		Parks		0.2472	\$20,902		

Township	Sturgis	Operating	\$84,554,575	0.0000	\$0	0.0000	\$0
		Fire/Ambulance (Real Only)		0.0000	\$0		

Library	Sturgis	Operating	\$84,554,575	1.0657	\$90,110	1.0657	\$90,110
---------	---------	-----------	--------------	--------	----------	--------	-----------------

School District	Sturgis	Operating		17.4093			
		Operating Com. Pers.		5.4093			
		Debt		7.0000			
		Sinking Fund		1.6943			
		Total Non-PRE	\$33,362,023	26.1036	\$870,869		\$1,324,763
		Total PRE	\$50,417,490	8.6943	\$438,345		
		Total Com Personal	\$1,102,500	14.1036	\$15,549		
		Total Ind Personal	\$0	8.6943	\$0		
TOTAL COMBINED		\$84,882,013					

Interm. School	St Joseph	Operating	\$84,554,575	0.224	\$18,940	3.9047	\$330,160
		Extra Voted		3.6807	\$311,220		

Comm. College	Glen Oaks		\$84,554,575	2.6915			\$227,579
---------------	-----------	--	--------------	--------	--	--	------------------

State Education	Michigan		\$84,882,013	6.0000			\$509,292
-----------------	----------	--	--------------	--------	--	--	------------------

Totals for Taxable Status by School District	Summer	Winter	Total
Sturgis School District(Non-PRE)	10.4863	37.0649	47.5512
Sturgis School District(PRE)	10.4863	19.6556	30.1419
Sturgis School District(Com. Personal)	10.4863	25.0649	35.5512
Sturgis School District(Ind. Personal)	4.4863	19.6556	24.1419

White Pigeon Township

2025 Ad Valorem Taxes

Taxing Entity	Name	Item of Tax	2025 Taxable Value	Amount of Tax Mills	Estimate of Tax Dollars	Total Tax Mills	Total Est. Tax Dollars
County	St Joseph	Operating	\$300,782,969	4.4863	\$1,349,403	7.7857	\$2,341,806
		Roads		0.9934	\$298,798		
		911		0.9864	\$296,692		
		C.O.A		0.7450	\$224,083		
		Transportation		0.3274	\$98,476		
		Parks		0.2472	\$74,354		
Township	White Pigeon	Operating	\$300,782,969	0.8956	\$269,381	2.5722	\$773,674
		Library		0.937	\$281,834		
		Roads		0.7396	\$222,459		
Village	White Pigeon	Operating	\$47,230,681	9.5256	\$449,901	9.5256	\$449,901
School District	White Pigeon	Operating		18.0000			
		Operating Com. Pers.		6.0000			
		Debt		0.8500			
		Sinking Fund		2.9354			
		Total Non-PRE	\$157,649,099	21.7854	\$3,434,449		\$3,980,466
		Total PRE	\$139,551,337	3.7854	\$528,258		
		Total Com Personal	\$406,500	9.7854	\$3,978		
Total Ind Personal	\$3,640,900	3.7854	\$13,782				
TOTAL COMBINED	\$301,247,836						
Interm. School	St Joseph	Operating	\$301,247,836	0.224	\$67,480	3.9047	\$1,176,282
		Extra Voted		3.6807	\$1,108,803		
Comm. College	Glen Oaks		\$300,782,969	2.6915			\$809,557
State Education	Michigan		\$297,606,936	6.0000			\$1,785,642
Totals for Taxable Status by School District			Summer	Winter	Total		
White Pigeon School District(Non-PRE)			10.4863	34.2532	44.7395		
White Pigeon School District(PRE)			10.4863	16.2532	26.7395		
White Pigeon School District(Com. Personal)			10.4863	22.2532	32.7395		
White Pigeon School District(Ind. Personal)			4.4863	16.2532	20.7395		
*Parcels located within Village limits add			9.5256	0.0000	9.5256		

Three Rivers City

2025 Ad Valorem Taxes

Taxing Entity	Name	Item of Tax	2025 Taxable Value	Amount of Tax Mills	Estimate of Tax Dollars	Total Tax Mills	Total Est. Tax Dollars
County	St Joseph	Operating	\$235,659,738	4.4863	\$1,057,240	7.7857	\$1,834,776
		Roads		0.9934	\$234,104		
		911		0.9864	\$232,455		
		C.O.A		0.7450	\$175,567		
		Transportation		0.3274	\$77,155		
		Parks		0.2472	\$58,255		

City	Three Rivers	Operating	\$235,659,738	11.4161	\$2,690,315	19.6247	\$4,624,752
		Roads/Sidewalks		3.6970	\$871,234		
		Library Operating		1.6786	\$395,578		
		Ambulance		1.9580	\$461,422		
		Solid Waste		0.8750	\$206,202		

City	DDA	Operating	\$13,997,795	1.8512	\$25,913	1.8512	\$25,913
------	------------	-----------	--------------	--------	----------	--------	-----------------

School District	Three Rivers	Operating		18.0000			
		Operating Com. Pers.		6.0000			
		Debt		4.9000			
		Total Non-PRE	\$134,402,428	22.9000	\$3,077,816		\$3,680,897
		Total PRE	\$85,860,838	4.9000	\$420,718		
		Total Com Personal	\$16,452,200	10.9000	\$179,329		
		Total Ind Personal	\$619,200	4.9000	\$3,034		
TOTAL COMBINED		\$237,334,666					

Interm. School	St Joseph	Operating	\$237,334,666	0.224	\$53,163	3.9047	\$926,721
		Extra Voted		3.6807	\$873,558		

Comm. College	Glen Oaks	Operating	\$235,659,738	2.6915			\$634,278
---------------	------------------	-----------	---------------	--------	--	--	------------------

State Education	Michigan		\$236,715,466	6.0000			\$1,420,293
-----------------	-----------------	--	---------------	--------	--	--	--------------------

Totals for Taxable Status by School District	Summer	Winter	Total
Three Rivers School District(Non-PRE)	38.5975	24.3091	62.9066
Three Rivers School District(PRE)	29.5975	15.3091	44.9066
Three Rivers School District(Com. Personal)	32.5975	18.3091	50.9066
Three Rivers School District(Ind. Personal)	23.5975	15.3091	38.9066
<i>*Parcels located within DDA add</i>	<i>1.8512</i>	<i>0.0000</i>	<i>1.8512</i>

Sturgis City

2025 Ad Valorem Taxes

Taxing Entity	Name	Item of Tax	2025 Taxable Value	Amount of Tax Mills	Estimate of Tax Dollars	Total Tax Mills	Total Est. Tax Dollars
County	St Joseph	Operating	\$307,619,719	4.4863	\$1,380,074	7.7857	\$2,395,035
		Roads		0.9934	\$305,589		
		911		0.9864	\$303,436		
		C.O.A		0.7450	\$229,177		
		Transportation		0.3274	\$100,715		
		Parks		0.2472	\$76,044		

City	Sturgis	Operating	\$307,619,719	11.0800	\$3,408,426	14.0467	\$4,321,042
		Streets/Sidewalks		2.9667	\$912,615		

Library	Sturgis	Operating	\$307,619,719	1.0657	\$327,830	1.0657	\$327,830
---------	----------------	-----------	---------------	--------	-----------	--------	------------------

School District	Sturgis	Operating		17.4093			
		Operating Com. Pers.		5.4093			
		Debt		7.0000			
		Sinking Fund		1.6943			
		Total Non-PRE	\$156,327,677	26.1036	\$4,080,715		\$5,454,280
		Total PRE	\$136,905,499	8.6943	\$1,190,297		
		Total Com Personal	\$8,972,600	14.1036	\$126,546		
		Total Ind Personal	\$6,524,000	8.6943	\$56,722		
	TOTAL COMBINED	\$308,729,776					

Interm. School	St Joseph	Operating	\$308,729,776	0.224	\$69,155	3.9047	\$1,205,497
		Extra Voted		3.6807	\$1,136,342		

Comm. College	Glen Oaks		\$308,729,776	2.6915			\$830,946
---------------	------------------	--	---------------	--------	--	--	------------------

State Education	Michigan		\$302,205,776	6.0000			\$1,813,235
-----------------	-----------------	--	---------------	--------	--	--	--------------------

Totals for Taxable Status by School District	Summer	Winter	Total
Sturgis School District(Non-PRE)	53.3281	8.2698	61.5979
Sturgis School District(PRE)	35.9188	8.2698	44.1886
Sturgis School District(Com. Personal)	41.3281	8.2698	49.5979
Sturgis School District(Ind. Personal)	29.9188	8.2698	38.1886

Compilation of Overall Estimated Tax Revenue

Local Governmental Units	Overall Millage Rate	Taxable Value	Estimated Tax Dollars
001 Burr Oak Township	0.8704	\$98,337,744	\$85,593
002 Colon Township	3.3084	\$146,376,865	\$417,032
003 Constantine Township	2.6034	\$150,180,340	\$360,600
004 Fabius Township	0.0000	\$268,297,026	\$0
005 Fawn River Township	2.0000	\$53,965,193	\$105,284
006 Florence Township	0.9046	\$56,589,038	\$51,190
007 Flowerfield Township	1.8326	\$90,906,993	\$166,596
008 Leonidas Township	2.9965	\$55,147,416	\$165,249
009 Lockport Township	2.2471	\$160,297,598	\$360,205
010 Mendon Township	3.9653	\$136,035,833	\$456,650
011 Mottville Township	1.4294	\$83,762,370	\$116,066
012 Nottawa Township	4.1353	\$189,897,984	\$785,285
013 Park Township	1.9528	\$185,092,074	\$324,716
014 Sherman Township	0.5000	\$203,692,043	\$101,846
015 Sturgis Township	0.0000	\$84,554,575	\$0
016 White Pigeon Township	2.5722	\$300,782,969	\$773,674
051 Three Rivers City	19.6247	\$235,659,738	\$4,624,752
052 Sturgis City	14.0467	\$307,619,719	\$4,321,042
040 Burr Oak Village	24.6031	\$12,447,612	\$297,030
041 Colon Village	13.7899	\$36,710,506	\$500,657
042 Centreville Village	13.8719	\$34,963,822	\$485,015
043 Constantine Village	15.2500	\$50,387,261	\$690,871
044 Mendon Village	8.5113	\$22,684,499	\$193,075
045 White Pigeon Village	9.5256	\$47,230,681	\$449,901

Authorities	Overall Millage Rate	Taxable Value	Estimated Tax Dollars
Sturgis District Library	1.0657	\$649,831,530	\$692,525
Three Rivers DDA	1.8512	\$13,997,795	\$25,913

St. Joseph County	Overall Millage Rate	Taxable Value	Estimated Tax Dollars
Operating	4.4863	\$2,807,195,518	\$12,593,921
Roads	0.9934	\$2,807,195,518	\$2,788,668
911	0.9864	\$2,807,195,518	\$2,769,018
C.O.A	0.7450	\$2,807,195,518	\$2,091,361
Transportation	0.3274	\$2,807,195,518	\$919,076
Parks	0.2472	\$2,807,195,518	\$693,939
Total	7.7857	\$2,807,195,518	\$21,855,982

Intermediate School Districts and Colleges	Overall Millage Rate	Taxable Value	Estimated Tax Dollars
Branch County ISD	8.0196	\$109,178	\$876
Calhoun County ISD	6.1919	\$420,445	\$2,603
Heritage Southwest ISD	2.1798	\$8,602,756	\$18,752
Kalamazoo Resa	6.9565	\$19,915,604	\$138,543
St. Joseph County ISD	3.9047	\$2,790,160,050	\$10,894,738
Kalamazoo Valley CC	2.7645	\$19,915,604	\$55,057
Kellogg CC	3.6109	\$420,445	\$1,518
Glen Oaks CC	2.6915	\$2,790,160,050	\$7,509,716

Compilation of Overall Estimated Tax Revenue

School	Taxable Value	Operating Millage	Operating Tax Dollars	Extra Voted Millage	Extra Voted Tax Dollars	Debt Millage	Debt Tax Dollars	Total Est. Tax Dollars
Athens School District(Non-PRE)	\$25,100	18.0000	\$452	3.0000	\$75	0.0000	\$0	\$527
Athens School District(PRE)	\$395,345	0.0000	\$0	3.0000	\$1,186	0.0000	\$0	\$1,186
Athens School District(Com. Personal)	\$0	6.0000	\$0	3.0000	\$0	0.0000	\$0	\$0
Athens School District(Ind. Personal)	\$0	0.0000	\$0	3.0000	\$0	0.0000	\$0	\$0
Totals	\$420,445		\$452		\$1,261		\$0	\$1,713
Bronson School District(Non-PRE)	\$2,300	17.7264	\$41	1.9656	\$5	0.0000	\$0	\$45
Bronson School District(PRE)	\$106,878	0.0000	\$0	1.9656	\$210	0.0000	\$0	\$210
Bronson School District(Com. Personal)	\$0	5.7264	\$0	1.9656	\$0	0.0000	\$0	\$0
Bronson School District(Ind. Personal)	\$0	0.0000	\$0	1.9656	\$0	0.0000	\$0	\$0
Totals	\$109,178		\$41		\$215		\$0	\$255
Burr Oak School District(Non-PRE)	\$18,269,113	18.0000	\$328,844	2.8998	\$52,977	0.0000	\$0	\$381,821
Burr Oak School District(PRE)	\$43,490,313	0.0000	\$0	2.8998	\$126,113	0.0000	\$0	\$126,113
Burr Oak School District(Com. Personal)	\$242,300	6.0000	\$1,454	2.8998	\$703	0.0000	\$0	\$2,156
Burr Oak School District(Ind. Personal)	\$121,200	0.0000	\$0	2.8998	\$351	0.0000	\$0	\$351
Totals	\$62,122,926		\$330,298		\$180,144		\$0	\$510,442
Centreville School District(Non-PRE)	\$70,446,254	18.0000	\$1,268,033	0.0000	\$0	7.0000	\$493,124	\$1,761,156
Centreville School District(PRE)	\$172,873,214	0.0000	\$0	0.0000	\$0	7.0000	\$1,210,112	\$1,210,112
Centreville School District(Com. Personal)	\$1,563,100	6.0000	\$9,379	0.0000	\$0	7.0000	\$10,942	\$20,320
Centreville School District(Ind. Personal)	\$14,700	0.0000	\$0	0.0000	\$0	7.0000	\$103	\$103
Totals	\$244,897,268		\$1,277,411		\$0		\$1,714,281	\$2,991,692
Colon School District(Non-PRE)	\$67,240,098	18.0000	\$1,210,322	1.2906	\$86,780	3.7800	\$254,168	\$1,551,269
Colon School District(PRE)	\$131,699,497	0.0000	\$0	1.2906	\$169,971	3.7800	\$497,824	\$667,795
Colon School District(Com. Personal)	\$802,500	6.0000	\$4,815	1.2906	\$1,036	3.7800	\$3,033	\$8,884
Colon School District(Ind. Personal)	\$173,400	0.0000	\$0	1.2906	\$224	3.7800	\$655	\$879
Totals	\$199,915,495		\$1,215,137		\$258,011		\$755,681	\$2,228,828
Constantine School District(Non-PRE)	\$58,260,691	16.7441	\$975,523	0.0000	\$0	4.5500	\$265,086	\$1,240,609
Constantine School District(PRE)	\$115,244,083	0.0000	\$0	0.0000	\$0	4.5500	\$524,361	\$524,361
Constantine School District(Com. Personal)	\$997,800	4.7441	\$4,734	0.0000	\$0	4.5500	\$4,540	\$9,274
Constantine School District(Ind. Personal)	\$1,596,000	0.0000	\$0	0.0000	\$0	4.5500	\$7,262	\$7,262
Totals	\$176,098,574		\$980,256		\$0		\$801,249	\$1,781,505
Marcellus School District(Non-PRE)	\$1,865,293	18.0000	\$33,575	0.0000	\$0	4.6500	\$8,674	\$42,249
Marcellus School District(PRE)	\$6,737,463	0.0000	\$0	0.0000	\$0	4.6500	\$31,329	\$31,329
Marcellus School District(Com. Personal)	\$0	6.0000	\$0	0.0000	\$0	4.6500	\$0	\$0
Marcellus School District(Ind. Personal)	\$0	0.0000	\$0	0.0000	\$0	4.6500	\$0	\$0
Totals	\$8,602,756		\$33,575		\$0		\$40,003	\$73,578
Mendon School District(Non-PRE)	\$86,374,227	18.0000	\$1,554,736	0.0000	\$0	8.0000	\$690,994	\$2,245,730
Mendon School District(PRE)	\$116,247,061	0.0000	\$0	0.0000	\$0	8.0000	\$929,976	\$929,976
Mendon School District(Com. Personal)	\$1,174,400	6.0000	\$7,046	0.0000	\$0	8.0000	\$9,395	\$16,442
Mendon School District(Ind. Personal)	\$154,000	0.0000	\$0	0.0000	\$0	8.0000	\$1,232	\$1,232
Totals	\$203,949,688		\$1,561,782		\$0		\$1,631,598	\$3,193,380
Nottawa School District(Non-PRE)	\$34,675,093	18.0000	\$624,152	1.4226	\$49,329	0.0000	\$0	\$673,480
Nottawa School District(PRE)	\$65,830,670	0.0000	\$0	1.4226	\$93,651	0.0000	\$0	\$93,651
Nottawa School District(Com. Personal)	\$784,200	6.0000	\$4,705	1.4226	\$1,116	0.0000	\$0	\$5,821
Nottawa School District(Ind. Personal)	\$0	0.0000	\$0	1.4226	\$0	0.0000	\$0	\$0
Totals	\$101,289,963		\$628,857		\$144,095		\$0	\$772,952
Sturgis School District(Non-PRE)	\$225,026,700	17.4093	\$3,917,557	1.6943	\$381,263	7.0000	\$1,575,187	\$5,874,007
Sturgis School District(PRE)	\$334,407,378	0.0000	\$0	1.6943	\$566,586	7.0000	\$2,340,852	\$2,907,438
Sturgis School District(Com. Personal)	\$10,250,600	5.4093	\$55,449	1.6943	\$17,368	7.0000	\$71,754	\$144,570
Sturgis School District(Ind. Personal)	\$6,524,000	0.0000	\$0	1.6943	\$11,054	7.0000	\$45,668	\$56,722
Totals	\$576,208,678		\$3,973,006		\$976,270		\$4,033,461	\$8,982,737
Three Rivers School District(Non-PRE)	\$366,930,477	18.0000	\$6,604,749	0.0000	\$0	4.9000	\$1,797,959	\$8,402,708
Three Rivers School District(PRE)	\$457,682,062	0.0000	\$0	0.0000	\$0	4.9000	\$2,242,642	\$2,242,642
Three Rivers School District(Com. Personal)	\$20,212,254	6.0000	\$121,274	0.0000	\$0	4.9000	\$99,040	\$220,314
Three Rivers School District(Ind. Personal)	\$1,370,200	0.0000	\$0	0.0000	\$0	4.9000	\$6,714	\$6,714
Totals	\$846,194,993		\$6,726,022		\$0		\$4,146,355	\$10,872,378
Vicksburg School District(Non-PRE)	\$4,135,292	18.0000	\$74,435	0.0000	\$0	6.6000	\$27,293	\$101,728
Vicksburg School District(PRE)	\$15,780,312	0.0000	\$0	0.0000	\$0	6.6000	\$104,150	\$104,150
Vicksburg School District(Com. Personal)	\$0	6.0000	\$0	0.0000	\$0	6.6000	\$0	\$0
Vicksburg School District(Ind. Personal)	\$0	0.0000	\$0	0.0000	\$0	6.6000	\$0	\$0
Totals	\$19,915,604		\$74,435		\$0		\$131,443	\$205,878
White Pigeon School District(Non-PRE)	\$192,713,146	18.0000	\$3,468,837	2.9354	\$565,690	0.8500	\$163,806	\$4,198,333
White Pigeon School District(PRE)	\$181,463,919	0.0000	\$0	2.9354	\$532,669	0.8500	\$154,244	\$686,914
White Pigeon School District(Com. Personal)	\$579,300	6.0000	\$3,476	2.9354	\$1,700	0.8500	\$492	\$5,669
White Pigeon School District(Ind. Personal)	\$4,726,100	0.0000	\$0	2.9354	\$13,873	0.8500	\$4,017	\$17,890
Totals	\$379,482,465		\$3,472,312		\$1,113,933		\$322,560	\$4,908,805

Comparison of Overall Estimated Tax Revenue

Local Governmental Units	2024 Estimated Tax Dollars	2025 Estimated Tax Dollars	% Change
001 Burr Oak Township	\$81,925	\$85,593	4.48%
002 Colon Township	\$401,246	\$417,032	3.93%
003 Constantine Township	\$347,829	\$360,600	3.67%
004 Fabius Township	\$0	\$0	0.00%
005 Fawn River Township	\$99,901	\$105,284	5.39%
006 Florence Township	\$48,751	\$51,190	5.00%
007 Flowerfield Township	\$160,478	\$166,596	3.81%
008 Leonidas Township	\$160,739	\$165,249	2.81%
009 Lockport Township	\$340,997	\$360,205	5.63%
010 Mendon Township	\$442,860	\$456,650	3.11%
011 Mottville Township	\$111,776	\$116,066	3.84%
012 Nottawa Township	\$733,812	\$785,285	7.01%
013 Park Township	\$399,126	\$324,716	-18.64%
014 Sherman Township	\$96,174	\$101,846	5.90%
015 Sturgis Township	\$0	\$0	0.00%
016 White Pigeon Township	\$721,327	\$773,674	7.26%
051 Three Rivers City	\$4,247,399	\$4,624,752	8.88%
052 Sturgis City	\$4,105,629	\$4,321,042	5.25%
040 Burr Oak Village	\$286,209	\$297,030	3.78%
041 Colon Village	\$480,081	\$500,657	4.29%
042 Centreville Village	\$446,345	\$485,015	8.66%
043 Constantine Village	\$641,694	\$690,871	7.66%
044 Mendon Village	\$193,625	\$193,075	-0.28%
045 White Pigeon Village	\$428,522	\$449,901	4.99%

Authorities	2024 Estimated Tax Dollars	2025 Estimated Tax Dollars	% Change
Sturgis District Library	\$657,173	\$692,525	5.38%
Three Rivers DDA	\$24,938	\$25,913	3.91%

St. Joseph County	2024 Estimated Tax Dollars	2025 Estimated Tax Dollars	% Change
Operating	\$11,946,590	\$12,593,921	5.42%
Roads	\$2,645,275	\$2,788,668	5.42%
911	\$2,626,758	\$2,769,018	5.42%
C.O.A	\$1,983,956	\$2,091,361	5.41%
Transportation	\$871,883	\$919,076	5.41%
Parks	\$658,409	\$693,939	5.40%
Total	\$20,732,871	\$21,855,982	5.42%

Intermediate School Districts and Colleges	2024 Estimated Tax Dollars	2025 Estimated Tax Dollars	% Change
Branch County ISD	\$860	\$876	1.79%
Calhoun County ISD	\$2,539	\$2,603	2.53%
Heritage Southwest ISD	\$17,502	\$18,752	7.15%
Kalamazoo Resa	\$132,943	\$138,543	4.21%
St. Joseph County ISD	\$10,374,187	\$10,894,738	5.02%
Kalamazoo Valley CC	\$52,825	\$55,057	4.22%
Kellogg CC	\$1,481	\$1,518	2.53%
Glen Oaks CC	\$7,125,840	\$7,509,716	5.39%

Comparison of Overall Estimated Tax Revenue

School	2024 Total Est. Tax Dollars	2025 Total Est. Tax Dollars	% Change
Athens School District(Non-PRE)	\$559	\$527	-5.64%
Athens School District(PRE)	\$1,150	\$1,186	3.10%
Athens School District(Com. Personal)	\$0	\$0	0.00%
Athens School District(Ind. Personal)	\$0	\$0	0.00%
Totals	\$1,709	\$1,713	0.24%
Bronson School District(Non-PRE)	\$45	\$45	-0.03%
Bronson School District(PRE)	\$204	\$210	2.78%
Bronson School District(Com. Personal)	\$0	\$0	0.00%
Bronson School District(Ind. Personal)	\$0	\$0	0.00%
Totals	\$250	\$255	2.27%
Burr Oak School District(Non-PRE)	\$370,873	\$381,821	2.95%
Burr Oak School District(PRE)	\$120,404	\$126,113	4.74%
Burr Oak School District(Com. Personal)	\$2,604	\$2,156	-17.18%
Burr Oak School District(Ind. Personal)	\$308	\$351	14.16%
Totals	\$494,189	\$510,442	3.29%
Centreville School District(Non-PRE)	\$1,659,751	\$1,761,156	6.11%
Centreville School District(PRE)	\$1,134,634	\$1,210,112	6.65%
Centreville School District(Com. Personal)	\$22,326	\$20,320	-8.98%
Centreville School District(Ind. Personal)	\$103	\$103	0.00%
Totals	\$2,816,814	\$2,991,692	6.21%
Colon School District(Non-PRE)	\$1,530,467	\$1,551,269	1.36%
Colon School District(PRE)	\$674,426	\$667,795	-0.98%
Colon School District(Com. Personal)	\$10,910	\$8,884	-18.57%
Colon School District(Ind. Personal)	\$972	\$879	-9.51%
Totals	\$2,216,775	\$2,228,828	0.54%
Constantine School District(Non-PRE)	\$1,241,164	\$1,240,609	-0.04%
Constantine School District(PRE)	\$514,458	\$524,361	1.92%
Constantine School District(Com. Personal)	\$12,254	\$9,274	-24.32%
Constantine School District(Ind. Personal)	\$8,366	\$7,262	-13.19%
Totals	\$1,776,241	\$1,781,505	0.30%
Marcellus School District(Non-PRE)	\$35,565	\$42,249	18.79%
Marcellus School District(PRE)	\$29,780	\$31,329	5.20%
Marcellus School District(Com. Personal)	\$0	\$0	0.00%
Marcellus School District(Ind. Personal)	\$0	\$0	0.00%
Totals	\$65,345	\$73,578	12.60%
Mendon School District(Non-PRE)	\$2,177,519	\$2,245,730	3.13%
Mendon School District(PRE)	\$885,477	\$929,976	5.03%
Mendon School District(Com. Personal)	\$14,710	\$16,442	11.77%
Mendon School District(Ind. Personal)	\$1,350	\$1,232	-8.77%
Totals	\$3,079,056	\$3,193,380	3.71%
Nottawa School District(Non-PRE)	\$660,692	\$673,480	1.94%
Nottawa School District(PRE)	\$87,489	\$93,651	7.04%
Nottawa School District(Com. Personal)	\$5,502	\$5,821	5.80%
Nottawa School District(Ind. Personal)	\$0	\$0	0.00%
Totals	\$753,683	\$772,952	2.56%
Sturgis School District(Non-PRE)	\$5,489,912	\$5,874,007	7.00%
Sturgis School District(PRE)	\$2,751,485	\$2,907,438	5.67%
Sturgis School District(Com. Personal)	\$150,554	\$144,570	-3.97%
Sturgis School District(Ind. Personal)	\$60,890	\$56,722	-6.85%
Totals	\$8,452,842	\$8,982,737	6.27%

Comparison of Overall Estimated Tax Revenue

School	2024 Total Est. Tax Dollars	2025 Total Est. Tax Dollars	% Change
Three Rivers School District(Non-PRE)	\$8,057,239	\$8,402,708	4.29%
Three Rivers School District(PRE)	\$2,088,658	\$2,242,642	7.37%
Three Rivers School District(Com. Personal)	\$182,391	\$220,314	20.79%
Three Rivers School District(Ind. Personal)	\$5,684	\$6,714	18.11%
Totals	\$10,333,973	\$10,872,378	5.21%
Vicksburg School District(Non-PRE)	\$105,152	\$101,728	-3.26%
Vicksburg School District(PRE)	\$97,521	\$104,150	6.80%
Vicksburg School District(Com. Personal)	\$0	\$0	0.00%
Vicksburg School District(Ind. Personal)	\$0	\$0	0.00%
Totals	\$202,673	\$205,878	1.58%
White Pigeon School District(Non-PRE)	\$3,667,002	\$4,198,333	14.49%
White Pigeon School District(PRE)	\$519,990	\$686,914	32.10%
White Pigeon School District(Com. Personal)	\$4,714	\$5,669	20.24%
White Pigeon School District(Ind. Personal)	\$14,348	\$17,890	24.69%
Totals	\$4,206,054	\$4,908,805	16.71%

**2025 ST JOSEPH COUNTY
ANNUAL APPORTIONMENT REPORT
SPECIAL ASSESSMENT**

COUNTY DRAINS & LAKES

FELKER DRAIN							
Yr 1 of 1	AT-LARGE	DIRECT	AT-LARGE				TOTAL LEVY
	Park	Park	St. Joseph County				
LEVY	\$2,280.00	\$7,180.80	\$2,539.20				\$12,000.00

NYE DRAIN							
Yr 5 of 5	AT-LARGE	DIRECT	AT-LARGE	DIRECT	AT-LARGE	AT-LARGE	TOTAL LEVY
	Sturgis Twp	Sturgis Twp	Sturgis City	Sturgis City	St. Joseph County	MDOT	
LEVY	\$0.00	\$16,537.26	\$0.00	\$4,545.92	\$0.00	\$0.00	\$21,083.18

GARMAN FOSTER DRAIN							
Yr 1 of 1	AT-LARGE	DIRECT	AT-LARGE	DIRECT	AT-LARGE	AT-LARGE	TOTAL LEVY
	Park	Park	Mendon	Mendon	St. Joseph County	MDOT	
LEVY	\$650.00	\$1,663.60	\$1,350.00	\$3,856.40	\$2,000.00	\$480.00	\$10,000.00

WILCOX DRAIN							
Yr 2 of 2	AT-LARGE	DIRECT	AT-LARGE	DIRECT	AT-LARGE		TOTAL LEVY
	Nottawa	Nottawa	Lockport	Lockport	St. Joseph County		
LEVY	\$1,600.00	\$5,773.55	\$400.00	\$726.45	\$1,500.00		\$10,000.00

**2025 ST JOSEPH COUNTY
ANNUAL APPORTIONMENT REPORT
SPECIAL ASSESSMENT**

COUNTY DRAINS & LAKES

LAIRD TOMPKINS & DOAN DRAIN							
Yr 1 of 1	AT-LARGE	DIRECT					TOTAL LEVY
	Mendon	Mendon					
LEVY	\$600.00	\$5,400.00					\$6,000.00


LEONIDAS, MENDON, LITTLE PORTAGE DRAIN							
Yr 1 of 1	AT-LARGE	DIRECT	AT-LARGE	DIRECT			TOTAL LEVY
	Mendon	Mendon	Leonidas	Leonidas			
LEVY	\$400.00	\$2,760.00	\$320.00	\$520.00			\$4,000.00

MARL LAKE DRAIN							
Yr 1 of 1	AT-LARGE	DIRECT					TOTAL LEVY
	White Pigon	White Pigeon					
LEVY	\$180.00	\$1,020.00					\$1,200.00

SWEET LAKE DRAIN							
Yr 1 of 1	AT-LARGE	DIRECT	AT-LARGE	DIRECT	AT-LARGE		TOTAL LEVY
	Burr Oak	Burr Oak	Fawn River	Fawn River	St. Joseph County		
LEVY	\$40.00	\$123.54	\$100.00	\$636.46	\$100.00		\$1,000.00

COREY LAKE INTERCOUNTY DRAIN							
Yr 1 of 4	AT-LARGE	DIRECT	AT-LARGE	AT-LARGE			TOTAL LEVY
	Fabius	Fabius	St. Joseph County	MDOT			
LEVY	\$28,290.00	\$117,097.08	\$16,860.84	\$0.00			\$162,247.92

*The above assessments have been duly filed with the St Joseph County Clerk's office on September 24, of 2025
by the duly appointed and elected official governmental units responsible.*



COUNTY ADMINISTRATOR

Telephone: (269) 467-5617

125 Main St.
P.O. Box 277
Centreville, MI 49032-0277

BOARD AGENDA REQUEST FORM

PROPOSED FOR BOARD MEETING OF: 10/14/2025

DEPARTMENT: Circuit Court Family Division/Juvenile Division

PREPARED BY: Judge Kevin Kane

SUBJECT: Childcare Fund Presentation & Approval

SPECIFIC ACTION REQUESTED:

Judge Kane will be presenting the fiscal year 2026 Childcare Fund budget approved by the state and will be needing the approval form signed by the chairperson so we can complete the budget process.

DESCRIPTION OF ACTION/BACKGROUND (dollar amount, purpose):

Childcare Fund Grant budget for fiscal year 2026, \$1,093,232.00

FUNDING DETAILS (Funding Source, Budget Amount, GL #, etc.):

Childcare Fund Grant budget for fiscal year 2026
GL # 292-295 and 292-662
County contributes \$330,134.50
State contributes \$763,097.50

Child Care Fund Package Summary
Michigan Department of Health and Human Services (MDHHS)
Children's Services Agency
St. Joseph County for October 01, 2025 through September 30, 2026

Court Contact Person Jenny A. Walden	Telephone Number (269) 467-5563	E-Mail Address waldenj@stjosephcountymi.org
MDHHS Contact Person Karen Marcath	Telephone Number (269) 845-9911	E-Mail Address MarcathK@michigan.gov

DHS-2094 / DHS-4471 In-Home Care/Basic Grant Budget Detail and Program Component Report

Initial/Amended	Service Component	Admin Unit	Type	Component Status	Total	Modified Date	Modified By	Status
Initial	Juvenile Day Treatment FY2026	COURT	In-Home Care	Continued	\$303,890.00	08/26/2025 09:38 PM	Walden, Jenny A	APPROVED
Initial	Electronic Monitoring FY2026	COURT	Basic Grant	Continued	\$10,350.00	08/26/2025 09:34 PM	Walden, Jenny A	APPROVED
Initial	Court Appointed Special Advocate (CASA) FY2026	COURT	In-Home Care	Continued	\$30,000.00	08/26/2025 09:37 PM	Walden, Jenny A	APPROVED
Initial	Community Support Program FY2026	COURT	In-Home Care	Continued	\$420,648.00	08/26/2025 09:39 PM	Walden, Jenny A	APPROVED
Initial	Clinical Counseling FY2026	COURT	Basic Grant	Continued	\$45,344.00	08/26/2025 09:35 PM	Walden, Jenny A	APPROVED

DHS-2093 In-Home Care Summary

Initial/Amended	Court Total	MDHHS Total	Total IHC	Modified Date	Modified By	Status
Initial	\$754,538.00	\$0.00	\$754,538.00	08/28/2025 07:48 AM	Walden, Jenny A	PA

DHS-2095 Basic Grant Summary

Initial/Amended	Court Total	MDHHS Total	Total Basic Grant	Modified Date	Modified By	Status
Initial	\$55,694.00	\$0.00	\$55,694.00	08/28/2025 07:48 AM	Walden, Jenny A	PA

DHS-2091 County Child Care Budget Summary

Initial/Amended	MDHHS Expenditure	Court Expenditure	Net Expenditure Total	Modified Date	Modified By	Status
Initial	\$0.00	\$1,037,538.00	\$1,037,538.00	08/28/2025 08:40 AM	Kane, Kevin	PA

DHS-167 In-Home Care Certification

Initial/Amended	Modified Date	Modified By	Status
Initial	08/20/2025 01:57 PM	Kane, Kevin	APPROVED

DHS-168 Basic Grant Certification

Initial/Amended	Modified Date	Modified By	Status
Initial	08/20/2025 01:58 PM	Kane, Kevin	APPROVED

Michigan Department of Health & Human Services (MDHHS) will not discriminate against any individual or group because of race, religion, age, national origin, color, height, weight, marital status, sex, sexual orientation, gender identity or expression, political beliefs or disability. If you need help with reading, writing, hearing, etc., under the Americans with Disabilities Act, you are invited to make your needs known to an MDHHS office in your area.

AUTHORITY: P.A. 87 of 1978.

RESPONSE: Is Required

CONSEQUENCE FOR NON COMPLETION: Child care funds will not be reimbursed.

In-Home Care Summary (DHS-2093)
Michigan Department of Health & Human Services (MDHHS)
Children's Services Agency
St. Joseph County for October 01, 2025 through September 30, 2026

I. List all service components which make up the IHC program and specify the requested information for each.

Court Service Components		Administration Unit	Gross Expenditure	Public Funding	CCF Net Expenditure
1	Community Support Program FY2026	Court	\$420,648.00	\$0.00	\$420,648.00
2	Court Appointed Special Advocate (CASA) FY2026	Court	\$30,000.00	\$0.00	\$30,000.00
3	Juvenile Day Treatment FY2026	Court	\$303,890.00	\$0.00	\$303,890.00
Subtotals - Court			\$754,538.00	\$0.00	\$754,538.00

Total IHC	\$754,538.00	\$0.00	\$754,538.00
-----------	--------------	--------	--------------

II. For each service component listed above, complete a separate IN-HOME CARE/BASIC GRANT BUDGET DETAIL REPORT (DHS-2094), filling in the appropriate budget items.

<p>AUTHORITY: Act 87, Public Acts of 1978, as amended. COMPLETION: is Required. PENALTY: State reimbursement will be withheld from local government</p>	<p>Michigan Department of Health & Human Services (MDHHS) will not discriminate against any individual or group because of race, religion, age, national origin, color, height, weight, marital status, sex, sexual orientation, gender identity or expression, political beliefs or disability. If you need help with reading, writing, hearing, etc., under the Americans with Disabilities Act, you are invited to make your needs known to an MDHHS office in your area.</p>
---	--

Component Detail Report (DHS-2094)

Michigan Department of Health & Human Services (MDHHS)
 Children's Services Agency
 St. Joseph County for October 01, 2025 through September 30, 2026

Service Component (Full Title/Name)	Component Type
Community Support Program FY2026	In-Home Care

A. Personnel **Administrative Unit:** MDHHS Court

1. Salary and Wages			
Name(s)	Job Title	Hours/Week	Yearly Cost
Juvenile Caseworker	Caseworker-Intensive (100%)	40.00	\$66,604.00
Juvenile Caseworker	Caseworker (50%)	20.00	\$31,874.00
Juvenile Caseworker	Caseworker (50%)	20.00	\$30,016.00
Juvenile Caseworker	Caseworker (50%)	20.00	\$29,427.00
On-Call Community Service/JDS	Community Service Monitor/Juv. Detention Specialists (PT-varies)	20.00	\$18,000.00
Juvenile Director	Juvenile Court Director (25%)	10.00	\$25,500.00
Juvenile Supervisor	Juvenile Court Supervisor (15%)	6.00	\$12,465.00
Juvenile Bookkeeper	Juvenile Court Bookkeeper (30%)	12.00	\$18,782.00
2. Fringe Benefits			
FICA			\$17,858.00
Health/Dental/Life/S&A			\$28,460.00
Workers Comp			\$587.00
Retirement/MERS			\$24,775.00
Total Personnel			\$304,348.00

B. Program Support (For employees identified in "A" above)

1. Travel	Rate/Mile	Estimate No. of Miles	Yearly Cost
Mileage/travel reimbursement for youth visits, transports to program services, etc.	\$0.70	25,000.00	\$17,500.00
2. Supplies and Materials (Description/Examples)			Yearly Cost
Office supplies, program supplies (e.g. work gloves, jackets, boots, etc.) and education materials			\$2,400.00
Snacks, beverages, meals, etc.			\$2,000.00
3. Other Costs (Description/Examples)		Rate/Unit	Yearly Cost
Staff Training, seminars and conferences/travel costs		\$400.00	\$4,800.00
Cell phones/service for caseworkers		\$325.00	\$4,500.00
Total Program Support			\$31,200.00

* Must comply with the definitions and limits listed for court operated facilities in the Child Care Fund Handbook.

C. Contractual Services

1. Unit Rates				
Name(s)	Rate	Unit Type	Total Units/ Contract	Yearly Cost
Preventative Education: Drug/Alcohol/Anger Management	\$125.00	week	16.00	\$2,000.00
Preventative Education: Peer Plus, Life Skills, Parenting/Support Group	\$150.00	week	20.00	\$3,000.00
Evaluations/Risk Assessments	\$500.00	session	10.00	\$5,000.00
Individual Therapy	\$125.00	hour/session	20.00	\$2,500.00
Group Therapy (including CSC)	\$110.00	hour/session	10.00	\$1,100.00
2. Closed End Contracts				
St. Joseph County Child Trauma Assessment Group "CTAG"				\$50,000.00
Total Contractual				\$63,600.00

D. Non-Scheduled Payments

Type of Service (Description)	Anticipated No. Units to be Provided	Average Cost of Each Service Unit	Yearly Cost
In-Home Detention	100.00	\$25.00	\$2,500.00
Drug/Alcohol testing kits & labs	50.00	\$50.00	\$2,500.00
Emergency needs: clothing, fuel, groceries, medications, medical/dental expenses, glasses, etc.	25.00	\$80.00	\$2,000.00
Resource Families Supportive Services	240.00	\$25.00	\$6,000.00
Community Care/Family Respite	240.00	\$25.00	\$6,000.00
Rewards/incentives/camps/field trips, etc.	50.00	\$50.00	\$2,500.00
Total Non-Scheduled			\$21,500.00

E. Service Component - In-Home Care or Basic Grant

(Add Totals for A, B, C, and D above)	Total Service Component Cost	\$420,648.00
---------------------------------------	-------------------------------------	---------------------

F. Public Revenue:

If you plan to fund any portion of this service component with other public revenue including other Child Care Funds or Basic Grant monies, or if this component is generating revenue (i.e. third party payments) specify the following:

SOURCE	To Be Provided	Yearly Cost
Total Public Revenue		\$0.00

G. Subtract Total Public Revenue from Total Service Component Cost (E-F)

Total Cost to Basic Grant, Net Anticipated IHC Matchable Expenditure (Gross Costs Less Other Revenue)	\$420,648.00
--	---------------------

H. Program Specific Information:

1. Component Status			
<input checked="" type="checkbox"/> Continued	<input type="checkbox"/> Terminated	<input type="checkbox"/> Revised	<input type="checkbox"/> New

2. Target Population(s) Served - Check all that apply.

A. Children Under Jurisdiction of Court

Delinquent Neglect

B. Children NOT Under Jurisdiction of Court

Written Complaint CPS Category I or II Children likely to come under Jurisdiction of the Court

3. Area(s) of Intended Impact - Check primary area(s) only.

A Reduction In:

Number of Youth Petitioned

Number of Adjudications

Number of Days of Family Foster Care

Number of Days of Out-of-Home Detention

Number of Days of Shelter Care

Number of Days of Residential Treatment Care

Number of State Wards Committed (Act 150 & 220)

4. Service Focus - Check all that apply.

Provide early intervention to treat within the child's home

Effect early return from foster or institutional care

I. Program Description - Must be completed for all components, except those being terminated, each year.

The Community Support Program (CSP) is an In-Home Care Service Program intended to provide the target population served, early intervention services for youth who are within, or likely to come within the jurisdiction of the family court for delinquency, abuse or neglect and/or those affecting a youth's early return to the youth's home from foster care or institutional care. The Community Support Program is a combination of intensive services, placement prevention services, and Non-Scheduled Payments (NSP), provided by the Court to juveniles and their families. A court order and/or a signed youth/parent agreement will be in place with the objective of CSP to keep juveniles in their homes and prevent out of home placement, or if under the jurisdiction of the Court, to expedite the early return of the youth to the home, thereby reducing the number of days in foster care, out-of-home detention or residential care. Community Support Service component expenditures are non-judicial costs. Non-scheduled payments do not provide for basic family needs if they are available through other existing state and/or federal programs, regardless of eligibility. The CPS Category I and II cases are the only target population to receive Community Support Program services for the CPS category.

Effective October 1, 2024, Raise the Age (RTA): 100% reimbursement rate under the CCF was discontinued. Those youths are now receiving the same services as other youths at the 75/25 reimbursement rate for community-based services. The Court will utilize research-based, juvenile specific probation standards and utilize the guidelines set forth by MDHHS and approved by SCAO:

- *Risk and Needs Assessment Tool to be used before disposition
- *Risk Screening Tool to guide diversion and consent calendar decisions
- *Detention Screening Tool to inform the use of secure detention

A Risk and Needs Assessment and/or A Risk Screening Tool is completed to determine the need for Community Support Program Services. The Community Support Program components consist of the following In-Home Care Services:

1. INTENSIVE PROBATION

Under the general supervision of the Caseworker Supervisor/Referee, the Juvenile Intensive Probation Officer (JIPO) performs intensive probation services for delinquent youth and their families. The JIPO is responsible for developing a treatment plan for the youth to follow based on the Risk and Needs Assessment. The JIPO will then supervise, provide consequences, and monitor youth placed on Intensive Probation to eliminate or modify inappropriate behavior. The JIPO coordinates supervision of delinquent youth at home, in the community, or in placement and monitors their progress. The JIPO also documents contacts with the youth, parents, employers, school officials, and other agencies involved with the youth and their family. In performing the duties of the JIPO, hours of operation may be altered to best fit the needs of services, the youth and their families.

Juveniles who are habitually delinquent also have an impact on the parents and add to the frustration of trying to instill a sense of responsibility in the juvenile. The parents are not always able to control the juvenile's behavior and at times require the Courts' authority to assist. These habitually delinquent juveniles would require placement out of the home, which may cause financial hardship for the family and/or court. To prevent placement out of the home, the JIPO may refer the juvenile to alcohol and drug therapy, community service, transitional education, electronic monitoring or any other court service as required or identified. Having an intensive program prevents out of home placement or allows early return of those juveniles in placement, which would ultimately reduce costs. It also provides structure for the youth, deters delinquent behavior, and lowers the recidivism rate of juveniles back into the court system. The areas of intended impact are specifically to reduce the number of days in out-of-home detention and provided Community Based Services as set-forth, once the youth is returned home.

2. PREVENTATIVE EDUCATION

Juveniles come under the Courts' jurisdiction for a multitude of reasons. The Court has identified the need for a preventative education program to address these issues so that the underlying causes can be addressed and reduce the recidivism rate and the need to place the youth out of the home and/or allow early return from placement. The program is designed as an early prevention program. Youths likely to come under the jurisdiction of the Court and those already under the jurisdiction of the Court will be addressed within the program. For youths likely to come under the jurisdiction of the Court, they must be referred by police, CMH or school authorities. A Risk Screening Tool is used prior to a Preliminary Hearing to determine if the youth would be eligible for diversion or consent probation and benefit from any of the preventative education options.

Adolescent Drug Education - Provides substance education services to juveniles who are or may come under jurisdiction of the Court due to illegal substance use or abuse.

Peer Plus Classes - Provides group interaction for teens. It is designed to emphasize the strengths and potential of the participants through a positive group environment. The goals of peer plus include reaching a greater understanding of self and others, acquiring more effective communication skills and learning ways to deal with stress and substance abuse issues.

Parenting Classes - these classes may be ordered by the Court or recommended to parents and/or guardians of juveniles on probation, to enable parents and/or guardians the ability to improve their parenting skills.

3. COMMUNITY SERVICE

The Community Service program allows juveniles to prevent court involvement by performing community service in lieu of a formal

hearing. By understanding the court process in delinquent matters, the juvenile may opt for a consequence of a lesser degree and prevent further legal or court involvement. It is a standard Probation Order that if the youth is found violating their probation, in lieu of detention, community service would provide an immediate consequence. This allows the youth to remain in the community in lieu of out-of-home placement. The Community Service monitors are available on an on call/as needed basis. A Risk Screening Tool is used prior to a Preliminary Hearing to determine if the youth would be eligible for community service as a diversion option.

4. IN-HOME DETENTION SERVICES

The purpose of In-Home Detention (IHD) is to provide intensive supervision for youth early on either in their home or in foster care. If the Court has identified the youth as high risk of eventual institutionalization (based on the findings from the Risk and Needs Assessment), in-home detention is considered. The target population is youth who have committed crimes and may need out-of-home placement; repeat offenders who would be treated locally if close supervision were available. Most of the Courts' In-Home Detention costs are reimbursed by Regional Detention Support Services (RDSS) with an annual budgeted amount of \$30,000.00. The IHD services listed here are for in-home detentions that are non-reimbursable by RDSS.

The in-home workers (Juvenile Detention Specialists) assigned to youth are not case workers but are trained by the court and are matched with each youth on a case-by-case basis. The in-home worker (1) contacts the youth at least once daily or as agreed upon with the referee and case worker during the school week to assure compliance and talk to the youth and the family, (2) keeps in contact with the youth's regular case worker and reports any problems, needs, or violations as it relates to the youth. As progress is made with the in-home detention, the frequency of the visits decreases depending on the youth and the circumstances of the case.

5. COMMUNITY CARE/FAMILY RESPITE CARE

The purpose of the Community Care/Family Respite program is to provide supportive services (respite) to juveniles and their families and intervening at an early stage to treat youth that are at risk of out-of-home placement for problems of a delinquent nature. Due to crisis in the home, it is necessary to separate the juvenile and the parent until emotions can be de-escalated to prevent violent and aggressive behavior. The rate per day may vary depending upon the difficulty of care.

6. RESOURCE FAMILIES SUPPORTIVE SERVICES

Resource Families Supportive Services is a St. Joseph County Family Court initiative to assist and provide family support services for foster care homes and families of abused, neglected, or delinquent youths who are under court jurisdiction or who are at a high risk of coming under court jurisdiction. The objective is to reduce trauma to children in out-of-home placement and provide supportive services to youths and their biological or foster families with the aim of preventing the removal of youth from their family home or facilitating the replacement of removed children back with the removal home. Financial assistance under the program would be for regular, but temporary, support services such as day care, transportation, respite, and similar services, which are not paid for by other funding sources.

7. EMERGENCY NEEDS (Non-Scheduled Payments)

The target population to be served in this component would be delinquent and neglect/abuse youths who would be at risk of being removed from the home had there not been money/finances available for emergency material needs for the family and/or appropriate incentives for following through with recommended changes the youth has been asked or ordered to make. This component would anticipate reducing both the number of days of family foster care and the number of days of residential treatment care by providing physical supplements and short-term emergency financial funds to parents and youth in crises. The caseworker will fill out the appropriate paperwork requesting specific material purchase(s) for the youth. The Family Court Judge and/or supervisor must give approval before the request is granted.

8. COUNSELING

Services include Outreach, CSC Offender Programs and Assessments. The Court will determine at a Preliminary Hearing whether the youth is at risk and whether intensive family intervention is needed. In many cases, substance abuse assessments and/or evaluations are necessary not only for the youth, but the parents as well to determine the course of treatment, counseling, or services provided. Drug and/or alcohol screens may be needed to aid the therapist in determining the extent and nature of treatment. Once a youth has been adjudicated for a sexual offense, an assessment will be done to determine the need and extent of treatment. For youths under the jurisdiction of the Court, the Massachusetts Assessment Youth Screening Instrument (MAYSI, a Mental Health Screening Tool administered by Pivotal) may be given so that specific programming and/or therapy can be administered based on the individual's needs. Assessment tools include: MAYSI, CAFAS and risk assessments. Indication that the child needs therapy, detention, institutionalization, or other out-of-home care would not be available without this component. Reports received from the therapist will show progress or lack thereof. Any violation or lack of effort on the part of the youth will be brought before the Court for further hearing. The Court also uses counseling for youth returning home after an out-of-home placement.

The St. Joseph County Child Trauma Assessment Group "CTAG" is a non-profit corporation established to perform trauma informed assessments and treatment recommendations for county neglected or abused juveniles. The assessments involve participation by four professionals and the use of proven testing instruments. The purpose is to identify specific areas of need and to formulate a treatment program. Treatment will be designed to reduce probable future healthcare, criminal justice, welfare and special education costs which could result if today's abused children are left untreated or improperly treated. Proper treatment will also reduce the number of abused children who go on to become abusive adults.

<p>AUTHORITY: Act 87, Public Acts of 1978, as amended.</p> <p>COMPLETION: is Required.</p> <p>PENALTY: State reimbursement will be withheld from local government</p>	<p>Michigan Department of Health & Human Services (MDHHS) will not discriminate against any individual or group because of race, religion, age, national origin, color, height, weight, marital status, sex, sexual orientation, gender identity or expression, political beliefs or disability. If you need help with reading, writing, hearing, etc., under the Americans with Disabilities Act, you are invited to make your needs known to an MDHHS office in your area.</p>
---	--

Component Detail Report (DHS-2094)

Michigan Department of Health & Human Services (MDHHS)
 Children's Services Agency
 St. Joseph County for October 01, 2025 through September 30, 2026

Service Component (Full Title/Name)	Component Type
Juvenile Day Treatment FY2026	In-Home Care

A. Personnel **Administrative Unit:** MDHHS Court

1. Salary and Wages			
Name(s)	Job Title	Hours/Week	Yearly Cost
JDT Supervisor	JDT Supervisor	40.00	\$59,100.00
JDT Assistant Supervisor	JDT Assistant Supervisor	40.00	\$46,830.00
JDT Monitor	JDT Monitor PT	29.00	\$24,267.00
JDT Monitor	JDT Monitor PT	29.00	\$26,150.00
JDT Monitor	JDT Monitor PT	29.00	\$31,120.00
JDT Monitor	JDT Monitor PT	29.00	\$25,400.00
Juvenile Director	Juvenile Court Director (10%)	4.00	\$10,200.00
Juvenile Supervisor	Juvenile Court Supervisor (5%)	2.00	\$4,400.00
Juvenile Bookkeeper	Juvenile Court Bookkeeper (5%)	2.00	\$3,100.00
2. Fringe Benefits			
FICA			\$17,253.00
Health/Dental/Life/S&A			\$9,000.00
Workers Comp			\$450.00
Retirement/MERS			\$13,700.00
Total Personnel			\$270,970.00

B. Program Support (For employees identified in "A" above)

1. Travel	Rate/Mile	Estimate No. of Miles	Yearly Cost
Reimburse staff for transporting students, purchase supplies, etc.	\$0.70	600.00	\$420.00
2. Supplies and Materials (Description/Examples)			Yearly Cost
Operating supplies, educational materials, program activities, etc.			\$2,500.00
Groceries, school meals, kitchen supplies, etc.			\$10,000.00
3. Other Costs (Description/Examples)		Rate/Unit	Yearly Cost
Staff Training, seminars and conferences/travel costs		\$400.00	\$2,000.00
Total Program Support			\$14,920.00

* Must comply with the definitions and limits listed for court operated facilities in the Child Care Fund Handbook.

C. Contractual Services

1. Unit Rates				
Name(s)	Rate	Unit Type	Total Units/ Contract	Yearly Cost
Math instructor/tutor	\$25.00	6 hours/week	216.00	\$5,400.00
2. Closed End Contracts				

Total Contractual \$5,400.00

D. Non-Scheduled Payments

Type of Service (Description)	Anticipated No. Units to be Provided	Average Cost of Each Service Unit	Yearly Cost
Student bus rides	1,250.00	\$6.00	\$7,500.00
Drug/alcohol testing kits & labs	52.00	\$50.00	\$2,600.00
Rewards/incentives, etc.	100.00	\$25.00	\$2,500.00
Total Non-Scheduled			\$12,600.00

E. Service Component - In-Home Care or Basic Grant

(Add Totals for A, B, C, and D above)	Total Service Component Cost	\$303,890.00
---------------------------------------	------------------------------	--------------

F. Public Revenue:

If you plan to fund any portion of this service component with other public revenue including other Child Care Funds or Basic Grant monies, or if this component is generating revenue (i.e. third party payments) specify the following:

SOURCE	To Be Provided	Yearly Cost
Total Public Revenue		\$0.00

G. Subtract Total Public Revenue from Total Service Component Cost (E-F)

Total Cost to Basic Grant, Net Anticipated IHC Matchable Expenditure (Gross Costs Less Other Revenue)	\$303,890.00
--	--------------

H. Program Specific Information:

1. Component Status			
<input checked="" type="checkbox"/> Continued	<input type="checkbox"/> Terminated	<input type="checkbox"/> Revised	<input type="checkbox"/> New

2. Target Population(s) Served - Check all that apply.	
A. Children Under Jurisdiction of Court	
<input checked="" type="checkbox"/> Delinquent <input type="checkbox"/> Neglect	
B. Children NOT Under Jurisdiction of Court	
<input checked="" type="checkbox"/> Written Complaint <input type="checkbox"/> CPS Category I or II <input checked="" type="checkbox"/> Children likely to come under Jurisdiction of the Court	

3. Area(s) of Intended Impact - Check primary area(s) only.	
A Reduction In:	
<input type="checkbox"/> Number of Youth Petitioned	<input checked="" type="checkbox"/> Number of Days of Out-of-Home Detention
<input type="checkbox"/> Number of Adjudications	<input type="checkbox"/> Number of Days of Shelter Care
<input checked="" type="checkbox"/> Number of Days of Family Foster Care	<input checked="" type="checkbox"/> Number of Days of Residential Treatment Care
	<input type="checkbox"/> Number of State Wards Committed (Act 150 & 220)

4. Service Focus - Check all that apply.

Provide early intervention to treat within the child's home

Effect early return from foster or institutional care

I. Program Description - Must be completed for all components, except those being terminated, each year.

The Juvenile Day Treatment (JDT) In-Home Care Program is intended to provide delinquent children, the target population served, early intervention services for those youth under jurisdiction of the Court or with a written complaint or likely to come under the jurisdiction of the Court. A Risk and Needs Assessment is completed to determine if ordering a youth into JDT is beneficial. The objective is to treat the youth within the home and to prevent out-of-home placement, or to expedite early return to the home from foster care or institutional care, thereby reducing the number of days in foster care, out-of-home detention or residential care. Expenditures for the JDT Program are for non-judicial costs.

Our Juvenile Day Treatment Program meets the Evidence-Based Practices (EBP) or Promising Practices requirements by providing services that are tailored to individual needs, supported by research, and aimed at reducing recidivism. Programs typically use validated assessment tools to identify the specific risks and needs of each youth, with interventions like Cognitive Behavioral Therapy (CBT) and family-based therapies such as Functional Family Therapy (FFT) or Multisystemic Therapy (MST) addressing the root causes of delinquency. Educational and vocational services help youth stay engaged and develop skills for long-term success, while restorative justice elements encourage accountability and conflict resolution. Substance abuse and mental health issues are managed through evidence-based approaches like Motivational Interviewing (MI) and trauma-informed care, with skill-building programs focused on anger management, communication, and life skills. Programs that incorporate innovative or pilot approaches, such as alternative schooling models or experiential learning, may meet Promising Practices standards by showing early success in improving outcomes. Through continuous evaluation and a focus on individualized, research-driven interventions, juvenile day treatment programs effectively align with EBP and Promising Practices standards.

Juvenile Day Treatment is administered by the Juvenile Division of the 45th Circuit Court, Family Division by a court order and/or a signed youth/parent agreement. The objective is to keep the juvenile in the home and to prevent out of home placement, or to affect the early return to the home from foster care or institutional care. Educational instruction is provided from 8:00 am to 3:00 pm with both a contracted math instructor/tutor and Sturgis Public School online coursework. The afternoon portion (until 6:00 pm) focuses on treating the youth through a variety of individual and group therapeutic services, tutoring in academic areas, life skill education, and exposing the youth to opportunities for personal growth. Parents may be court ordered to participate in weekly parenting classes, to enable them to better understand why their child got into trouble and how they can become more effective parents.

The Juvenile Day Treatment Program allows for the least restrictive placement and, in conjunction with other in-home care services, allows for avoidance of more costly out of home placements. Youth are able to attend school locally in a setting that is safe, consistent, and supportive. They not only receive an education, but the youth also learn and develop social skills, anger management skills, greater respect for themselves and others, and improvement of their self-image. Credit recovery is also a major component of the Juvenile Day Treatment Program. Through the Sturgis Public School online coursework, youth can catch up on credits. This opportunity for credit recovery is not only provided throughout the school year, but also during the summer. Any youth on probation can be recommended by their probation officer to attend.

<p>AUTHORITY: Act 87, Public Acts of 1978, as amended. COMPLETION: is Required. PENALTY: State reimbursement will be withheld from local government</p>	<p>Michigan Department of Health & Human Services (MDHHS) will not discriminate against any individual or group because of race, religion, age, national origin, color, height, weight, marital status, sex, sexual orientation, gender identity or expression, political beliefs or disability. If you need help with reading, writing, hearing, etc., under the Americans with Disabilities Act, you are invited to make your needs known to an MDHHS office in your area.</p>
---	--

Component Detail Report (DHS-2094)

Michigan Department of Health & Human Services (MDHHS)
 Children's Services Agency
 St. Joseph County for October 01, 2025 through September 30, 2026

Service Component (Full Title/Name)	Component Type
Court Appointed Special Advocate (CASA) FY2026	In-Home Care

A. Personnel **Administrative Unit:** MDHHS Court

1. Salary and Wages			
Name(s)	Job Title	Hours/Week	Yearly Cost
2. Fringe Benefits			
Total Personnel			\$0.00

B. Program Support (For employees identified in "A" above)

1. Travel	Rate/Mile	Estimate No. of Miles	Yearly Cost
2. Supplies and Materials (Description/Examples)			Yearly Cost
3. Other Costs (Description/Examples)		Rate/Unit	Yearly Cost
Total Program Support			\$0.00

* Must comply with the definitions and limits listed for court operated facilities in the Child Care Fund Handbook.

C. Contractual Services

1. Unit Rates				
Name(s)	Rate	Unit Type	Total Units/ Contract	Yearly Cost
2. Closed End Contracts				
CASA of Southwest Michigan, Inc.				\$30,000.00
Total Contractual				\$30,000.00

D. Non-Scheduled Payments

Type of Service (Description)	Anticipated No. Units to be Provided	Average Cost of Each Service Unit	Yearly Cost
Total Non-Scheduled			\$0.00

E. Service Component - In-Home Care or Basic Grant

(Add Totals for A, B, C, and D above)	Total Service Component Cost	\$30,000.00
---------------------------------------	------------------------------	-------------

F. Public Revenue:

If you plan to fund any portion of this service component with other public revenue including other Child Care Funds or Basic Grant monies, or if this component is generating revenue (i.e. third party payments) specify the following:

SOURCE	To Be Provided	Yearly Cost
Total Public Revenue		\$0.00

G. Subtract Total Public Revenue from Total Service Component Cost (E-F)

Total Cost to Basic Grant, Net Anticipated IHC Matchable Expenditure (Gross Costs Less Other Revenue)	\$30,000.00
--	-------------

H. Program Specific Information:

1. Component Status

Continued
 Terminated
 Revised
 New

2. Target Population(s) Served - Check all that apply.

A. Children Under Jurisdiction of Court
 Delinquent Neglect

B. Children NOT Under Jurisdiction of Court
 Written Complaint CPS Category I or II Children likely to come under Jurisdiction of the Court

3. Area(s) of Intended Impact - Check primary area(s) only.

A Reduction In:

<input type="checkbox"/> Number of Youth Petitioned	<input type="checkbox"/> Number of Days of Out-of-Home Detention
<input type="checkbox"/> Number of Adjudications	<input type="checkbox"/> Number of Days of Shelter Care
<input checked="" type="checkbox"/> Number of Days of Family Foster Care	<input checked="" type="checkbox"/> Number of Days of Residential Treatment Care
	<input type="checkbox"/> Number of State Wards Committed (Act 150 & 220)

4. Service Focus - Check all that apply.

Provide early intervention to treat within the child's home
 Effect early return from foster or institutional care

I. Program Description - Must be completed for all components, except those being terminated, each year.

The Court Appointed Special Advocates (CASA) of Southwest Michigan, Inc. is a Michigan non-profit corporation operating in Berrien County and St. Joseph County, Michigan. This program serves children under the jurisdiction of the St. Joseph County Probate Court. The CASA program recruits, trains, monitors and supports citizen volunteers who advocate for the best interests of children who are victims of abuse or neglect.

Volunteer training is extensive and consists of 30+ hours of specialized instruction on relevant subjects that increase their capacity to provide high-quality advocacy. Subjects include trauma-informed care, child development, cultural sensitivity, family dynamics, the legal process educational/medical/social advocacy. All volunteer advocates attend court hearings as a component of their training. The training curriculum is designed by National CASA, supported by Michigan CASA and implemented by the local program. Once volunteers complete training, they are sworn in by a jurist from the St. Joseph County Probate court and appointed to an active case by Court Order. The volunteer to child ratio will never exceed 1:6 and is often 1:2 The CASA volunteer then visits with the assigned child or sibling group once every 7-10 days. Along with the knowledge gained from consistent contact, the CASA volunteer makes various other case contacts to gather additional information and is required to communicate with all relevant professionals serving the child(ren) and submit court reports with recommendations at every hearing. The goal is to speak for the best interest of the child(ren) and collaborate actively with the Michigan Department of Health and Human Services or their designee that each child is placed in a safe, permanent home as quickly as possible. CASA volunteers not only provide direct service to children but often provide services to other individuals supporting the child(ren), including family members. Those services include referrals, information, community resources and encourage consistent collaboration between the family and the professionals. The CASA program helps to accelerate the early return of children from out-of-home care and prevents children from languishing as temporary wards of the Court. The intended impact of this program is to reduce the number of days youth spend in foster care and residential treatment programs. Case service plans identify a goal (or concurrent goal) of reunification unless the parental rights have been terminated. When parental rights have been terminated, CASA's objective is to advocate for permanency as quickly as possible. Services provided to the children and their families, including CASA advocacy, are provided during the time the children are in placement and may continue after reunification.

This program provides in-home-care services for youth, with a goal of early return, and is not required to apply the intensive caseload ration and contact standards. However, the CASA program follows guidelines and standards from Michigan CASA which require volunteers to meet with their assigned child(ren) every 7-10 days, on average with some exceptions (for example, children placed outside St. Joseph County, children who are missing/AWOL , children who are in the process of reunification or pre-adoption and a step down approach is warranted).

No expenses are utilized for judicial costs through the CASA program.

AUTHORITY: Act 87, Public Acts of 1978, as amended.
COMPLETION: is Required.
PENALTY: State reimbursement will be withheld from local government

Michigan Department of Health & Human Services (MDHHS) will not discriminate against any individual or group because of race, religion, age, national origin, color, height, weight, marital status, sex, sexual orientation, gender identity or expression, political beliefs or disability. If you need help with reading, writing, hearing, etc., under the Americans with Disabilities Act, you are invited to make your needs known to an MDHHS office in your area.

Basic Grant Summary (DHS-2095)
 Michigan Department of Health and Human Services (MDHHS)
 Children's Services Agency
 St. Joseph County for October 01, 2025 through September 30, 2026

I. List all service components which make up the county Basic Grant program, and specify the requested information for each.

Court Service Components		Administration Unit	Cost to Basic Grant
1	Clinical Counseling FY2026	COURT	\$45,344.00
2	Electronic Monitoring FY2026	COURT	\$10,350.00
		Subtotals - Court:	\$55,694.00

MDHHS Service Components		Administration Unit	Cost to Basic Grant
1			
		Subtotals - MDDHS:	

Total Basic Grant: \$55,694.00

II. For each service component listed above, complete a separate IN-HOME CARE/BASIC GRANT BUDGET DETAIL REPORT (DHS-2094), filling in the appropriate budget items.

<p>AUTHORITY: Act 87, Public Acts of 1978, as amended RESPONSE: Required. PENALTY: State reimbursement will be withheld from local government.</p>	<p>Michigan Department of Health & Human Services (MDHHS) will not discriminate against any individual or group because of race, religion, age, national origin, color, height, weight, marital status, sex, sexual orientation, gender identity or expression, political beliefs or disability. If you need help with reading, writing, hearing, etc., under the Americans with Disabilities Act, you are invited to make your needs known to an MDHHS office in your area.</p>
--	--

Component Detail Report (DHS-2094)

Michigan Department of Health & Human Services (MDHHS)
 Children's Services Agency
 St. Joseph County for October 01, 2025 through September 30, 2026

Service Component (Full Title/Name)	Component Type
Clinical Counseling FY2026	Basic Grant

A. Personnel **Administrative Unit:** MDHHS Court

1. Salary and Wages			
Name(s)	Job Title	Hours/Week	Yearly Cost
2. Fringe Benefits			
Total Personnel			\$0.00

B. Program Support (For employees identified in "A" above)

1. Travel	Rate/Mile	Estimate No. of Miles	Yearly Cost
2. Supplies and Materials (Description/Examples)			Yearly Cost
3. Other Costs (Description/Examples)		Rate/Unit	Yearly Cost
Total Program Support			\$0.00

* Must comply with the definitions and limits listed for court operated facilities in the Child Care Fund Handbook.

C. Contractual Services

1. Unit Rates				
Name(s)	Rate	Unit Type	Total Units/ Contract	Yearly Cost
2. Closed End Contracts				
Total Contractual				\$0.00

D. Non-Scheduled Payments

Type of Service (Description)	Anticipated No. Units to be Provided	Average Cost of Each Service Unit	Yearly Cost
Clinical Counseling	149.00	\$156.00	\$23,244.00
Risk Assessment	12.00	\$800.00	\$9,600.00
Psychological Evaluations	50.00	\$250.00	\$12,500.00

Total Non-Scheduled \$45,344.00

E. Service Component - In-Home Care or Basic Grant

(Add Totals for A, B, C, and D above)	Total Service Component Cost	\$45,344.00
---------------------------------------	------------------------------	-------------

F. Public Revenue:

If you plan to fund any portion of this service component with other public revenue including other Child Care Funds or Basic Grant monies, or if this component is generating revenue (i.e. third party payments) specify the following:

SOURCE	To Be Provided	Yearly Cost
Total Public Revenue		\$0.00

G. Subtract Total Public Revenue from Total Service Component Cost (E-F)

Total Cost to Basic Grant, Net Anticipated IHC Matchable Expenditure (Gross Costs Less Other Revenue)	\$45,344.00
--	-------------

H. Program Specific Information:

1. Component Status			
<input checked="" type="checkbox"/> Continued	<input type="checkbox"/> Terminated	<input type="checkbox"/> Revised	<input type="checkbox"/> New

2. Target Population(s) Served - Check all that apply.	
<p>A. Children Under Jurisdiction of Court</p> <p><input checked="" type="checkbox"/> Delinquent <input checked="" type="checkbox"/> Neglect</p> <p>B. Children NOT Under Jurisdiction of Court</p> <p><input checked="" type="checkbox"/> Written Complaint <input checked="" type="checkbox"/> CPS Category I or II <input checked="" type="checkbox"/> Children likely to come under Jurisdiction of the Court</p>	

3. Area(s) of Intended Impact - Check primary area(s) only.	
<p>A Reduction In:</p> <p><input type="checkbox"/> Number of Youth Petitioned</p> <p><input type="checkbox"/> Number of Adjudications</p> <p><input checked="" type="checkbox"/> Number of Days of Family Foster Care</p>	<p><input checked="" type="checkbox"/> Number of Days of Out-of-Home Detention</p> <p><input type="checkbox"/> Number of Days of Shelter Care</p> <p><input checked="" type="checkbox"/> Number of Days of Residential Treatment Care</p> <p><input type="checkbox"/> Number of State Wards Committed (Act 150 & 220)</p>

4. Service Focus - Check all that apply.	
<input checked="" type="checkbox"/> Provide early intervention to treat within the child's home	<input checked="" type="checkbox"/> Effect early return from foster or institutional care

I. Program Description - Must be completed for all components, except those being terminated, each year.

The Clinical Counseling Basic Grant program is to provide early intervention to treat problems of delinquency and/or neglect within the child's home or to expedite the child's return from foster care or institutional care, thereby reducing the number of days in foster care, out-of-home detention, or residential care. Expenditures for the Clinical Counseling Basic Grant program does not pay judicial costs, nor is the program used to pay for basic family needs otherwise available through other federal or state assistance programs.

The Clinical Counseling component will be administered as follows: A youth will be under court jurisdiction or likely to come under court jurisdiction if a petition is filed with the Court. The youth must meet two or more of these risk factors: (1) reported abuse/neglect of the youth, (2) history of school truancy, suspensions, or expulsion, (3) run away from home, (4) use of alcohol or drugs, (5) ineffective, inconsistent, or non-existent parental control, (6) negative or delinquent peer relationships. Once under court jurisdiction and two or more of the above risk factors apply, a counselor or therapist will be contacted to begin counseling services with the youth and/or his parents/family.

The Clinical Counseling Program meets the Evidence-Based Practices (EBP) or Promising Practices requirements by providing services that are tailored to individual needs, supported by research, and aimed at reducing recidivism. Programs typically use validated assessment tools to identify the specific risks and needs of each youth, with interventions like Cognitive Behavioral Therapy (CBT) and family-based therapies such as Functional Family Therapy (FFT) or Multisystemic Therapy (MST) addressing the root causes of delinquency. Preventative education, Community Service, and Counseling services help youth stay engaged and develop skills for long-term success, while restorative justice elements encourage accountability and conflict resolution. Substance abuse and mental health issues are managed through evidence-based approaches like Motivational Interviewing (MI) and trauma-informed care, with skill-building programs focused on anger management, communication, and life skills.

Clinical Counseling provides services to youth to allow them to remain at home and in the community. Those services include assessments, individual counseling (one hour per week or more as needed), and intensive confrontive counseling. The youths in this program component have difficult problems to overcome and some take longer than others to reach various levels of improvement. Substantial savings in detention and/or residential care have been shown because of this program.

While we do not employ a dedicated quality assurance officer, we have an internal plan in place to ensure ongoing quality assurance and program oversight, including regular case file reviews, staff feedback sessions, and periodic process evaluations.

AUTHORITY: Act 87, Public Acts of 1978, as amended.
COMPLETION: is Required.
PENALTY: State reimbursement will be withheld from local government

Michigan Department of Health & Human Services (MDHHS) will not discriminate against any individual or group because of race, religion, age, national origin, color, height, weight, marital status, sex, sexual orientation, gender identity or expression, political beliefs or disability. If you need help with reading, writing, hearing, etc., under the Americans with Disabilities Act, you are invited to make your needs known to an MDHHS office in your area.

Component Detail Report (DHS-2094)

Michigan Department of Health & Human Services (MDHHS)
 Children's Services Agency
 St. Joseph County for October 01, 2025 through September 30, 2026

Service Component (Full Title/Name)	Component Type
Electronic Monitoring FY2026	Basic Grant

A. Personnel **Administrative Unit:** MDHHS Court

1. Salary and Wages			
Name(s)	Job Title	Hours/Week	Yearly Cost
2. Fringe Benefits			
Total Personnel			\$0.00

B. Program Support (For employees identified in "A" above)

1. Travel	Rate/Mile	Estimate No. of Miles	Yearly Cost
2. Supplies and Materials (Description/Examples)			Yearly Cost
3. Other Costs (Description/Examples)		Rate/Unit	Yearly Cost
Total Program Support			\$0.00

* Must comply with the definitions and limits listed for court operated facilities in the Child Care Fund Handbook.

C. Contractual Services

1. Unit Rates				
Name(s)	Rate	Unit Type	Total Units/ Contract	Yearly Cost
JSG Monitoring	\$230.00	per month	45.00	\$10,350.00
2. Closed End Contracts				
Total Contractual				\$10,350.00

D. Non-Scheduled Payments

Type of Service (Description)	Anticipated No. Units to be Provided	Average Cost of Each Service Unit	Yearly Cost
Total Non-Scheduled			\$0.00

E. Service Component - In-Home Care or Basic Grant

(Add Totals for A, B, C, and D above)	Total Service Component Cost	\$10,350.00
---------------------------------------	-------------------------------------	--------------------

F. Public Revenue:

If you plan to fund any portion of this service component with other public revenue including other Child Care Funds or Basic Grant monies, or if this component is generating revenue (i.e. third party payments) specify the following:

SOURCE	To Be Provided	Yearly Cost
Total Public Revenue		\$0.00

G. Subtract Total Public Revenue from Total Service Component Cost (E-F)

Total Cost to Basic Grant, Net Anticipated IHC Matchable Expenditure (Gross Costs Less Other Revenue)	\$10,350.00
--	-------------

H. Program Specific Information:

1. Component Status

<input checked="" type="checkbox"/> Continued	<input type="checkbox"/> Terminated	<input type="checkbox"/> Revised	<input type="checkbox"/> New
---	-------------------------------------	----------------------------------	------------------------------

2. Target Population(s) Served - Check all that apply.

A. Children Under Jurisdiction of Court	
<input checked="" type="checkbox"/> Delinquent	<input checked="" type="checkbox"/> Neglect
B. Children NOT Under Jurisdiction of Court	
<input checked="" type="checkbox"/> Written Complaint	<input type="checkbox"/> CPS Category I or II
<input checked="" type="checkbox"/> Children likely to come under Jurisdiction of the Court	

3. Area(s) of Intended Impact - Check primary area(s) only.

A Reduction In:	<input checked="" type="checkbox"/> Number of Days of Out-of-Home Detention
<input type="checkbox"/> Number of Youth Petitioned	<input type="checkbox"/> Number of Days of Shelter Care
<input type="checkbox"/> Number of Adjudications	<input checked="" type="checkbox"/> Number of Days of Residential Treatment Care
<input checked="" type="checkbox"/> Number of Days of Family Foster Care	<input type="checkbox"/> Number of State Wards Committed (Act 150 & 220)

4. Service Focus - Check all that apply.

<input checked="" type="checkbox"/> Provide early intervention to treat within the child's home	<input checked="" type="checkbox"/> Effect early return from foster or institutional care
---	---

I. Program Description - Must be completed for all components, except those being terminated, each year.

The Electronic Monitoring Basic Grant program is to provide early intervention to treat problems of delinquency and/or neglect within the child's home or to expedite the child's return from foster care or institutional care, thereby reducing the number of days in foster care, out-of-home detention or residential care. Expenditures for the Electronic Monitoring Basic Grant Program do not pay judicial costs, nor is the program used to pay for basic family needs otherwise available through other federal or state assistance programs.

Our Electronic Monitoring Program meets the Evidence-Based Practices (EBP) or Promising Practices requirements by providing services that are tailored to individual needs, supported by research, and aimed at reducing recidivism. Programs typically use validated assessment tools to identify the specific risks and needs of each youth, with interventions like Cognitive Behavioral Therapy (CBT) and family-based therapies such as Functional Family Therapy (FFT) or Multisystemic Therapy (MST) addressing the root causes of delinquency. Preventative education, Community Service, and Counseling services help youth stay engaged and develop skills for long-term success, while restorative justice elements encourage accountability and conflict resolution. Substance abuse and mental health issues are managed through evidence-based approaches like Motivational Interviewing (MI) and trauma-informed care with skill-building programs focused on anger management, communication, and life skills.

The Electronic Monitoring component will be administered as follows: A youth will be under court jurisdiction or likely to come under court jurisdiction if a petition is filed with the Court. The youth must meet two or more of these risk factors: (1) reported abuse/neglect of the youth, (2) history of school truancy, suspensions, or expulsion, (3) run away from home, (4) use of alcohol or drugs, (5) ineffective, inconsistent, or non-existent parental control, (6) negative or delinquent peer relationships. Once under court jurisdiction and two or more of the above risk factors apply, Electronic Monitoring will be used as an alternative to removal of the youth from their home or used to accelerate the early return of the youth from secure detention, residential placement or other out-of-home care. The tether provides additional accountability for the youth in the community by:

- Providing a relatively inexpensive way to consequent delinquent behavior
- Youth can be monitored at home allowing for the least restrictive placement
- Youth can still attend school/work while remaining in the community

In this program, juveniles are court ordered detained in their own homes rather than in a juvenile facility pending a formal hearing. Program rules and restrictions are monitored by means of an around the clock GPS tether program that is overseen by a probation officer. If a violation occurs, home detention with electronic monitoring may be revoked and juvenile will be ordered into secure detention. Substantial savings in detention and/or residential care have been shown because of this program. Through continuous evaluation and a focus on individualized, research-driven interventions, electronic monitoring programs effectively align with EBP and Promising Practices.

While we do not employ a dedicated quality assurance officer, we have an internal plan in place to ensure ongoing quality assurance and program oversight, including regular case file reviews, staff feedback sessions, and periodic process evaluations.

AUTHORITY: Act 87, Public Acts of 1978, as amended.
COMPLETION: is Required.
PENALTY: State reimbursement will be withheld from local government

Michigan Department of Health & Human Services (MDHHS) will not discriminate against any individual or group because of race, religion, age, national origin, color, height, weight, marital status, sex, sexual orientation, gender identity or expression, political beliefs or disability. If you need help with reading, writing, hearing, etc., under the Americans with Disabilities Act, you are invited to make your needs known to an MDHHS office in your area.

County Child Care Budget Summary (DHS-2091)
Michigan Department of Health and Human Services (MDHHS)
Children's Services Agency
St. Joseph County for October 1, 2025 through September 30, 2026

Organization	Court Contact Person	Telephone Number	Email Address
St. Joseph County	Jenny A. Walden - CCF Organization Fiscal Staff	(269) 467-5563	waldenj@stjosephcountymi.org
Fiscal Year	MDHHS Contact Person	Telephone Number	Email Address
October 1, 2025 through September 30, 2026	Karen Marcath - CCF Organization Management	(269) 845-9911	MarcathK@michigan.gov

Cost Sharing Ratios	Anticipated Expenditures		
	MDHHS	Court	Combined
A. Out of Home Care - Court or Tribal Supervised County 50% / State 50%	\$0.00	\$283,000.00	\$283,000.00
B. In-Home Care County 25% / State 75%	\$0.00	\$754,538.00	\$754,538.00
C. County/Court-Operated Facilities County 50% / State 50%	\$0.00	\$0.00	\$0.00
D. Subtotals (A+B+C)	\$0.00	\$1,037,538.00	\$1,037,538.00
E. Revenue	\$0.00	\$0.00	\$0.00
F. Net Expenditure	\$0.00	\$1,037,538.00	\$1,037,538.00

Cost Sharing Ratios	County 50% / State 50%	Anticipated Expenditures		
		MDHHS	Court	Combined
A. Out of Home Care - Neglect Abuse		\$0.00	\$495,000.00	\$495,000.00

Please Note: The *Neglect/Abuse Out-of-Home Care* amount reflects ONLY the county court's share of these expenditures. Effective October 2019 the State of Michigan pays 100% of Neglect/Abuse Out-of-Home placements and the county then reimburses the state 50%.

Cost Sharing Ratios	County 0% / State 100% \$56,520.00 Maximum	MDHHS	Court	Combined
Basic Grant		\$0.00	\$55,694.00	\$55,694.00

Total Expenditure	\$1,093,232.00
--------------------------	-----------------------


BUDGET DEVELOPMENT CERTIFICATION

THE UNDERSIGNED HAVE PARTICIPATED IN DEVELOPING THE PROGRAM BUDGET PRESENTED ABOVE. We certify that the budget submitted above represents an anticipated gross expenditure for the fiscal year: October 1, 2025 through September 30, 2026; and any requests for reimbursement shall adhere to all state law, administrative rules and child care fund handbook authority.

Presiding Judge Kevin Kane	Date 08/28/2025
County Director of MDHHS Signature Karen Marcath	Date 09/22/2025
Chairperson, Board of Commissioner's Signature	Date
And/or County Executive Signature	Date

Michigan Department of Health & Human Services (MDHHS) will not discriminate against any individual or group because of race, religion, age, national origin, color, height, weight, marital status, sex, sexual orientation, gender identity or expression, political beliefs or disability. If you need help with reading, writing, hearing, etc., under the Americans with Disabilities Act, you are invited to make your needs known to an MDHHS office in your area.

AUTHORITY: Act 87, Publication of 1978, as amended.
COMPLETION: Required.
PENALTY: State reimbursement will be withheld from local government.



COUNTY ADMINISTRATOR

Telephone: (269) 467-5617

125 Main St.
P.O. Box 277
Centreville, MI 49032-0277

BOARD AGENDA REQUEST FORM

PROPOSED FOR BOARD MEETING OF: 10/21/2025

DEPARTMENT: Road Commission

PREPARED BY: Administration

SUBJECT: Road Commission Wages

SPECIFIC ACTION REQUESTED:

The St. Joseph County Road Commission is requesting the BOC increase wages for those serving on the Road Commission to \$7500 salary and \$68/\$138 per diems.

DESCRIPTION OF ACTION/BACKGROUND (dollar amount, purpose):

The Road Commission is looking to increase wages and per diem amounts in accordance with comparable agencies. Comps and additional information will be provided during the meeting.

FUNDING DETAILS (Funding Source, Budget Amount, GL #, etc.):

The costs for these increases are paid by the Road Commission.

**ROAD COMMISSIONER COMPENSATION
RESOLUTION _____**

WHEREAS, Public Act 283 of 1909 as amended, states that the county board of commissioners shall fix the compensation of the county road commissioners, and

WHEREAS, the St. Joseph County Board of County Road Commissioners has by resolution, recommended to the St. Joseph County Board of Commissioners that the compensation be changed, and

WHEREAS, the current compensation is based on a per diem of \$90.00/full day meeting and \$45.00/half day meeting, and

WHEREAS, the current regular meeting schedule of the Road Commission is one day per week equating to annual compensation for each board member, provided all meetings are attended, of \$4,680 (\$90 x 52 weeks), and

WHEREAS, the Board of County Road Commissioners are recommending the compensation be changed to \$7,500 per year base pay to include all regularly scheduled meetings, with special meetings of the Road Commission to be compensated based on a per diem of \$50.00/half day and \$95.00 /full day, (half day defined as a meeting 4 hours or less and full day defined as a meeting more than 4 hours), and

FURTHER, the Board of County Road Commissioners are recommending that if and when, a Road Commission Board member misses more than 4 consecutive regularly scheduled meetings for reasons other than a substantiated medical leave, that member shall forfeit \$95.00 per regular meeting, for any subsequent absences during the remainder of the calendar year.

NOW, THEREFORE BE IT RESOLVED, the St. Joseph County Board of Commissioners does hereby change the compensation of the St. Joseph County Board of County Road Commissioners to the following:

1. \$7,500 per year base pay to include all regularly scheduled meetings.
2. Special meetings of the Road Commission to be compensated based on a per diem of \$50.00/half day and \$95.00/full day, (half day defined as a meeting 4 hours or less and full day defined as a meeting more than 4 hours).
3. A Road Commission Board member who misses more than 4 consecutive regularly scheduled meetings for reasons other than a substantiated medical leave, shall forfeit \$95.00 per regular meeting, for any subsequent absences during the remainder of the calendar year.
4. Annual Cost of Living (COI) increases shall be consistent by percentage with what the St. Joseph County Board of Commissioners receive.
5. The above changes shall be effective January 1, 2026.

PASSED AND ADOPTED by the St. Joseph County Board of Commissioners on this ____ th day of October 2025.

Gina Everson, St. Joseph County Clerk/Register



COUNTY ADMINISTRATOR

Telephone: (269) 467-5617

125 Main St.
P.O. Box 277
Centreville, MI 49032-0277

BOARD AGENDA REQUEST FORM

PROPOSED FOR BOARD MEETING OF: October

DEPARTMENT: Sheriff's Office

PREPARED BY: Northrop

SUBJECT: Uniform Replacements

SPECIFIC ACTION REQUESTED:

Requesting a budget amendment to fund uniform purchases for Deputies assigned to Road Patrol, Corrections, and Court Security.

DESCRIPTION OF ACTION/BACKGROUND (dollar amount, purpose):


To partially offset this cost, \$10,000 in revenue from the sale of the Livingston County boat and \$5,650 in savings from the Capital Expense account (mattress purchase) will be utilized.

FUNDING DETAILS (Funding Source, Budget Amount, GL #, etc.):

Establish a budget amendment to increase Sheriff Uniform 101-301-745.000 from \$16,000 to \$41,311; Establish a budget amendment to increase Sheriff Uniform 101-301-745.000 from \$1,000 to \$37,642

Total Budget Increase of \$61,953

\$10,000 Boat Sale Revenue
\$ 5,650 Other Supplies Transfer 101-351-743.000
\$46,303 General Fund Fund Balance



COUNTY ADMINISTRATOR

Telephone: (269) 467-5617

125 Main St.
P.O. Box 277
Centreville, MI 49032-0277

BOARD AGENDA REQUEST FORM

PROPOSED FOR BOARD MEETING OF: October

DEPARTMENT: Sheriff's Office

PREPARED BY: Northrop

SUBJECT: Incentive Plan for Licensed LEO- Hiring Process

SPECIFIC ACTION REQUESTED:

Funding an Incentive Program to attract Licensed Law Enforcement Officers (LEOs).

DESCRIPTION OF ACTION/BACKGROUND (dollar amount, purpose):

The market has adjusted for the hiring of a Police Officer/Deputy. The last two hires for the Sheriff's Office has resulted in the County paying for the prospective LEOs approximately \$32,000 in pay and \$12,000 for the academy. We received \$20,000 back from the state to help with the reimbursement in fiscal year 2024. It is unclear if that will be around next year or what they will pay in reimbursement. The state approved money, but the parameters are unclear at this time. Local Law Enforcement Agencies are using this type of incentive to attract perspective employees. Some agencies are offering between \$15,000 and \$25,000.

FUNDING DETAILS (Funding Source, Budget Amount, GL #, etc.):

We believe a \$15,000 Incentive Plan would be advantageous for the County.



COUNTY ADMINISTRATOR

Telephone: (269) 467-5617

125 Main St.
P.O. Box 277
Centreville, MI 49032-0277

BOARD AGENDA REQUEST FORM

PROPOSED FOR BOARD MEETING OF: 10/14/2025

DEPARTMENT: Public Defender

PREPARED BY: Keith Stickley, Chief Public Defender

SUBJECT: FY 25-26 Public Defender Contracts

SPECIFIC ACTION REQUESTED:

Approval of contracts for public defenders as funded by the MIDC grant and our fixed local share.

DESCRIPTION OF ACTION/BACKGROUND (dollar amount, purpose):

The purpose of these contracts is to provide criminal defense services to indigent defendants as required by the United States and Michigan Constitution.

The Michigan Indigent Defense Commission issues our county a grant every year to cover the costs, minus a pre-determined local share which our county contributes. Our county does not spend more than this local share for the program, the balance being entirely funded by grant.

FUNDING DETAILS (Funding Source, Budget Amount, GL #, etc.):

Our current local share for this time period will be \$425,293.39.

Our grant is expected to be \$789,511.58.

Our entire project cost is estimated at \$1,214,804.97.

Our grant application has been submitted and our regional MIDC representative is recommending approval at the October MIDC meeting.

**ST. JOSEPH COUNTY
INDIGENT DEFENSE AGREEMENT
10/01/25 – 9/30/26**

This Agreement is made between the County of St. Joseph, a Michigan Municipal Corporation, hereinafter referred to as the “County” and the Attorneys who sign hereon, hereinafter referred to as the “Attorney”.

The County has a need to continue to provide for a just, effective, efficient, and economical system of providing legal counsel for persons charged with criminal offenses who claim that they are financially unable to retain private counsel (indigent).

The undersigned Attorneys, being members of the State Bar of Michigan, are willing to provide defense representation to individuals determined by the County to be indigent and charged with criminal offenses that would subject them to possible incarceration. These signatories will provide this representation in accordance with the rules, laws, and standards set out by the Michigan Indigent Defense Commission (MIDC).

THEREFORE, it is agreed between the County and the undersigned Attorney, as follows:

1. Term of Agreement

This contract supersedes any and all other agreements before the County and the Attorneys regarding representing indigent defendants. The term of this contract shall be from October 1, 2025 through September 30, 2026.

2. Standards of Representation

The Attorneys designated or appointed shall comply with all of the standards set forth by the MIDC, the Michigan Rules of Professional Conduct, and agree to maintain Professional Liability Insurance of at least One Hundred Thousand Dollars for each Attorney(s) under this Agreement. The Attorney(s) shall be regarded in all ways as independent contractors and the County shall not be liable for any damages or injuries arising out of their performance of their duties under this Agreement. The Designated Attorney shall be responsible for the preparation and submission of 1099 forms or other tax-related forms on behalf of the Attorneys.

3. Attorney Obligations

In representing a client, the attorney assigned shall give priority to the obligations under the Agreement in scheduling appearances, and shall:

- Be on time and prepared for all court proceedings.
- Comply with court-ordered deadlines.
- Promptly identify and resolve conflicts of interest.
- Continuously represent the client in the proceeding, except for isolated, unusual, or unexpected circumstances as approved by the assigned judge.

- Conduct an initial meet with the client within three days of arraignment if in custody; promptly communicate with out-of-custody clients.
- Meet with the client in private, review charges, provide discovery, explain defenses, and answer questions.
- File and litigate appropriate motions and complete discovery.
- Prepare the client for plea, trial, and sentencing as required.

4. Scope of Representation

The term “Criminal Offender” and “Defendant” as used in this Agreement means persons determined to be indigent, 18 years of age or older charged with an offense under the statutes of the State of Michigan or ordinances of the Municipal Corporations within St. Joseph County, including those charged with probation violations. The term shall not include civil contempt cases such as non-support or violation of restraining orders.

Attorney(s) agree to provide representation at Friend of the Court show cause hearings and PPO violation hearings without additional compensation. Attorneys shall provide representation on a rotating, weekly basis. The Chief Public Defender will provide a schedule to the courts specifying which weeks Attorneys will be assigned.

Each trial Attorney shall be responsible for complete representation in all proceedings through disposition by sentence or dismissal and including meritorious appeals to Circuit Court, even if disposition extends beyond the termination date of this Agreement.

5. Compensation (Updated for FY26)

- The Attorney shall invoice, and the County shall pay a monthly amount equal to \$1,000 x the number of duty weeks scheduled in the Schedule Addendum.
- This fee is a non-refundable advance toward hours spent representing clients.
- Attorney will track their hours on the approved spreadsheet for each Duty Week and submit monthly.
- If billable totals exceed the advance, the County shall pay the overage in full. If less, no refund is required.
- Attorneys will be paid per MIDC Standards at the following hourly rates:
 - Misdemeanor Cases: \$127.84/hour
 - Felony Cases: \$140.63/hour
 - Life Offense Felony Cases: \$153.38/hour

- The Chief Public Defender may audit timesheets to ensure accuracy and has final say in billing disputes.

6. Addition of Attorneys

New attorneys may be added to the roster only upon the recommendation of the Chief Public Defender. Such additions must be documented in writing, and new attorneys must sign an addendum agreeing to all terms herein.

7. Independent Contractor Status

The Attorneys are independent contractors. The County shall not provide facilities, benefits, or insurance, and shall not be liable for taxes, insurance, or other obligations incurred by the Attorneys.

8. Termination of Agreement

This Agreement is terminable as to any individual Attorney:

- Upon 30 days' written notice by either party;
- Upon 10 days' notice if Attorney becomes unable to perform due to disability for 20 days;
- Automatically upon death;
- Upon issuance of a public disciplinary order against the Attorney.

9. Compliance with MIDC Standards

This Agreement is subject to all standards adopted by the Michigan Indigent Defense Commission, including but not limited to:

- Standard 1 – Education and Training
- Standard 2 – Initial Interview
- Standard 3 – Investigation and Experts
- Standard 4 – Counsel at First Appearance and Other Critical Stages

Approved by the undersigned Attorneys which the Chief Public Defender of St. Joseph County recommends to be added to the Public Defender Contract/Indigent Defense Agreement:


Contract Attorney John Bush - P 81576

9/4/2025
Date

\$4,000
Monthly Pre-Pay (Duty Weeks x \$1,000) (4 weeks)


Keith M. Stickley, Chief Public Defender

9-8-25
Date

APPROVED BY VOTE OF THE ST. JOSEPH COUNTY BOARD OF COMMISSIONERS
ON _____, 20__ .

Chairman, Board of Commissions

Gina Everson, County Clerk

Approved by the undersigned Attorneys which the Chief Public Defender of St. Joseph County recommends to be added to the Public Defender Contract/Indigent Defense Agreement:




Contract Attorney Tim George - P77373

9.4.25

Date

\$10,000

Monthly Pre-Pay (Duty Weeks x \$1,000) (10 weeks)



Keith M. Stickley, Chief Public Defender

9-8-25

Date

APPROVED BY VOTE OF THE ST. JOSEPH COUNTY BOARD OF COMMISSIONERS
ON _____, 20__.

Chairman, Board of Commissions

Gina Everson, County Clerk

Approved by the undersigned Attorneys which the Chief Public Defender of St. Joseph County recommends to be added to the Public Defender Contract/Indigent Defense Agreement:


Contract Attorney Paul Gipson - P54963

9/4/2025
Date

\$8,000
Monthly Pre-Pay (Duty Weeks x \$1,000) (8 weeks)


Keith M. Stickley, Chief Public Defender


9-8-25
Date

APPROVED BY VOTE OF THE ST. JOSEPH COUNTY BOARD OF COMMISSIONERS
ON _____, 20__.

Chairman, Board of Commissions


Gina Everson, County Clerk

Approved by the undersigned Attorneys which the Chief Public Defender of St. Joseph County recommends to be added to the Public Defender Contract/Indigent Defense Agreement:


Contract Attorney Jordan Harden - P80629

9/4/25
Date

\$6,000
Monthly Pre-Pay (Duty Weeks x \$1,000) (6 weeks)


Keith M. Stickley, Chief Public Defender

9/8/25
Date

APPROVED BY VOTE OF THE ST. JOSEPH COUNTY BOARD OF COMMISSIONERS
ON _____, 20__.

Chairman, Board of Commissions

Gina Everson, County Clerk

Approved by the undersigned Attorneys which the Chief Public Defender of St. Joseph County recommends to be added to the Public Defender Contract/Indigent Defense Agreement:

Rhonda Ives
Contract Attorney Rhonda Ives - P56719

9/4/2025
Date

\$ 8,000
Monthly Pre-Pay (Duty Weeks x \$1,000) (8 weeks)

KS
Keith M. Stiekley, Chief Public Defender

9-8-25
Date

APPROVED BY VOTE OF THE ST. JOSEPH COUNTY BOARD OF COMMISSIONERS
ON _____, 20__ .

Chairman, Board of Commissions

Gina Everson, County Clerk

Approved by the undersigned Attorneys which the Chief Public Defender of St. Joseph County recommends to be added to the Public Defender Contract/Indigent Defense Agreement:

Luke Nafziger

Contract Attorney Luke Nafziger - 779495

October 9, 2025

Date

\$5,000

Monthly Pre-Pay (Duty Weeks x \$1,000) (5 weeks)

Keith M. Stickley

Keith M. Stickley, Chief Public Defender

9-8-25


Date

APPROVED BY VOTE OF THE ST. JOSEPH COUNTY BOARD OF COMMISSIONERS
ON _____, 20__.

Chairman, Board of Commissions

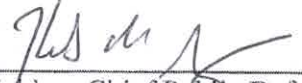
Gina Everson, County Clerk

Approved by the undersigned Attorneys which the Chief Public Defender of St. Joseph County recommends to be added to the Public Defender Contract/Indigent Defense Agreement:


Contract Attorney Casey Strong - P86209

9/8/25
Date

\$5,000
Monthly Pre-Pay (Duty Weeks x \$1,000) (5 weeks)


Keith M. Stickley, Chief Public Defender

9-8-25
Date

APPROVED BY VOTE OF THE ST. JOSEPH COUNTY BOARD OF COMMISSIONERS
ON _____, 20__.

Chairman, Board of Commissions

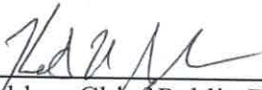
Gina Everson, County Clerk

Approved by the undersigned Attorneys which the Chief Public Defender of St. Joseph County recommends to be added to the Public Defender Contract/Indigent Defense Agreement:


Contract Attorney Ross Truckey - P85941

9/4/25
Date

\$5,000
Monthly Pre-Pay (Duty Weeks x \$1,000) (5 weeks)


Keith M. Stickley, Chief Public Defender

9-8-25
Date

APPROVED BY VOTE OF THE ST. JOSEPH COUNTY BOARD OF COMMISSIONERS
ON _____, 20__.

Chairman, Board of Commissions

Gina Everson, County Clerk

RESOLUTION _____
Supporting Operation Green Light for Veterans

WHEREAS, the residents of St. Joseph County have great respect, admiration, and the utmost gratitude for all the men and women who have selflessly served our country and this community in the Armed Forces; and

WHEREAS, the contributions and sacrifices of those who served in the Armed Forces have been vital in maintaining the freedoms and way of life enjoyed by our citizens; and

WHEREAS, St. Joseph County seeks to honor individuals who have made countless sacrifices for freedom by placing themselves in harm's way for the good of all; and

WHEREAS, veterans continue to serve our community in the American Legion, Veterans of Foreign Wars, religious groups, civil service, and by functioning as County Veterans Service Officers in 29 states to help fellow former service members access more than \$52 billion in federal health, disability and compensation benefits each year; and

WHEREAS, Approximately 200,000 service members transition to civilian communities annually; and

WHEREAS, an estimated 20 percent increase of service members will transition to civilian life in the near future; and

WHEREAS, studies indicate that 44-72 percent of service members experience high levels of stress during transition from military to civilian life; and

WHEREAS, active military service members transitioning from military service are at a high risk for suicide during their first year after military service; and

WHEREAS, the National Association of Counties encourages all counties, parishes and boroughs to recognize Operation Green Light for Veterans; and

WHEREAS, the St. Joseph County appreciates the sacrifices of our United States military personnel and believes specific recognition should be granted; therefore be it

RESOLVED, with designation as a Green Light for Veterans County, St. Joseph County hereby declares from October through Veterans Day, November 11, 2025, a time to salute and honor the service and sacrifices of our men and women in uniform transitioning from active service; therefore, be it further

RESOLVED, that in observance of Operation Green Light, St. Joseph County encourages its citizens in patriotic tradition to recognize the importance of honoring all those who made immeasurable sacrifices to preserve freedom by displaying green lights in a window of their place of business or residence from November 4th through the 11th, 2025.

PASSED AND ADOPTED by the St. Joseph County Board of Commissioners on this ___th day of October, 2025.

Gina Everson, St. Joseph County Clerk/Register



COUNTY ADMINISTRATOR

Telephone: (269) 467-5617

125 Main St.
P.O. Box 277
Centreville, MI 49032-0277

BOARD AGENDA REQUEST FORM

PROPOSED FOR BOARD MEETING OF: October 21, 2025

DEPARTMENT: Administration

PREPARED BY: Administration

SUBJECT: Letters of Understanding - 2026 Health Insurance Premiums

SPECIFIC ACTION REQUESTED:

Review and approve the Letters of Understanding with collective bargaining units for 2026 Health Insurance Premiums.

DESCRIPTION OF ACTION/BACKGROUND (dollar amount, purpose):

While the County is only obligated under the collective bargaining agreements to pay 90% of the State of Michigan hard cap, the Board recognizes that this year's premium increases would place a significant burden on employees.

To help offset that impact, the County is offering the following one-year adjustment:

- POS plan: County will pay 95% of the hard cap
- PPO plan: County will continue to pay 90% of the hard cap
- POS HSA plan: County will pay 100% of the premium, with a County-funded HSA contribution of \$400 (single), \$650 (two-person), and \$900 (family)

FUNDING DETAILS (Funding Source, Budget Amount, GL #, etc.):

Included in the 2026 Budget

LETTER OF UNDERSTANDING

**St. Joseph County Board of Commissioners
and
Michigan Fraternal Order of Police Labor Council**

This Letter of Understanding (“LOU”), effective this 15th day of October, 2025, will confirm the agreement between the St. Joseph County Board of Commissioners (“Employer” or “the County”) and the Michigan Fraternal Order of Police Labor Council (“Union” or “FOP”) – on behalf of all FOP bargaining units at the County – related to health insurance premiums for calendar year 2026.

Although, pursuant to the Collective Bargaining Agreements (“CBAs”) between the Employer and the Union, the Employer has no obligation to pay more than 90% of the hard cap amount for health insurance premium costs as set annually by the State of Michigan, the Employer recognizes that the substantial increase in the premium costs for its health insurance plans for 2026 will significantly impact employees and, therefore, has offered this LOU to the Union. The Union accepts the offer. The parties, therefore, agree as follows:

For the calendar year 2026, the Employer agrees to pay the following amounts towards the cost of the health insurance premiums:

1. Blue Care Network Blue Elect Plus POS \$1,500/\$3,000: Employer will pay 95% of the hard cap
2. Blue Cross Blue Shield Simply Blue PPO \$2,500/\$5,000: Employer will pay 90% of the hard cap
3. Blue Care Network Blue Elect Plus HSA POS \$3,400/\$6,800: Employer will pay 100% of the premium costs with an annual HSA contribution of \$400 (Single), \$650 (Double), \$900 (Family)

This LOU does not alter any other terms of the CBAs, all of which will remain in full force and effect. This LOU will expire on December 31, 2026.

UNION:

EMPLOYER:



By: Andrew J. Payne
Its: FOPLC Business Agent

Date: 10/15/25

By: Teresa Cupp
Its: County Administrator

Date: _____

LETTER OF UNDERSTANDING

**St. Joseph County Board of Commissioners
and
St. Joseph County District Court Employees' Association**

This Letter of Understanding ("LOU"), effective this ___ day of October, 2025, will confirm the agreement between the St. Joseph County Board of Commissioners ("Employer") and the St. Joseph County District Court Employees' Association ("Union") related to health insurance premiums for calendar year 2026.

Although, pursuant to the Collective Bargaining Agreement ("CBA") between the Employer and the Union, the Employer has no obligation to pay more than 90% of the hard cap amount for health insurance premium costs as set annually by the State of Michigan, the Employer recognizes that the substantial increase in the premium costs for its health insurance plans for 2026 will significantly impact employees and, therefore, has offered this LOU to the Union. The Union accepts the offer. The parties, therefore, agree as follows:

For the calendar year 2026, the Employer agrees to pay the following amounts towards the cost of the health insurance premiums:

1. Blue Care Network Blue Elect Plus POS \$1,500/\$3,000: Employer will pay 95% of the hard cap
2. Blue Cross Blue Shield Simply Blue PPO \$2,500/\$5,000: Employer will pay 90% of the hard cap
3. Blue Care Network Blue Elect Plus HSA POS \$3,400/\$6,800: Employer will pay 100% of the premium costs with an annual HSA contribution of \$400 (Single), \$650 (Double), \$900 (Family)

This LOU does not alter any other terms of the CBA, all of which will remain in full force and effect. This LOU will expire on December 31, 2026.

UNION:

Jenny Wagner
By: _____
Its: _____

Date: 10/16/25

EMPLOYER:

By: Teresa Cupp
Its: County Administrator

Date: _____

LETTER OF UNDERSTANDING

**St. Joseph County Board of Commissioners
and
Command Officers Association of Michigan**

This Letter of Understanding ("LOU"), effective this ___ day of October, 2025, will confirm the agreement between the St. Joseph County Board of Commissioners ("Employer") and the Command Officers Association of Michigan ("Union") related to health insurance premiums for calendar year 2026.

Although, pursuant to the Collective Bargaining Agreement ("CBA") between the Employer and the Union, the Employer has no obligation to pay more than 90% of the hard cap amount for health insurance premium costs as set annually by the State of Michigan, the Employer recognizes that the substantial increase in the premium costs for its health insurance plans for 2026 will significantly impact employees and, therefore, has offered this LOU to the Union. The Union accepts the offer. The parties, therefore, agree as follows:

For the calendar year 2026, the Employer agrees to pay the following amounts towards the cost of the health insurance premiums:

1. Blue Care Network Blue Elect Plus POS \$1,500/\$3,000: Employer will pay 95% of the hard cap
2. Blue Cross Blue Shield Simply Blue PPO \$2,500/\$5,000: Employer will pay 90% of the hard cap
3. Blue Care Network Blue Elect Plus HSA POS \$3,400/\$6,800: Employer will pay 100% of the premium costs with an annual HSA contribution of \$400 (Single), \$650 (Double), \$900 (Family)


This LOU does not alter any other terms of the CBA, all of which will remain in full force and effect. This LOU will expire on December 31, 2026.

UNION:



By: Daniel Herman
Its: President

Date: 10/14/25



EMPLOYER:

By: Teresa Cupp
Its: County Administrator

Date: _____