

**The 111<sup>th</sup> Annual Report**  
**of the**  
**Board of County Road Commissioners**  
**of St. Joseph County, Michigan**

Eric Shafer	Chairman
Rodney Chupp	Vice Chairman
Vincent Mifsud	Member
Jack Coleman	Member
David Miars	Member

**Year Ending December 31, 2022**

# Overview

## Strategic Highlights

The Road Commission continuously looks for opportunities to improve and create efficiencies. Going forward the focus will continue to be on working with our Township partners and the County Commission to improve the roads and bridges in St Joseph County.

## Financial Highlights

The Michigan Transportation Fund (MTF) is the primary source of funding for the Road Commission. While the Michigan Legislature implemented a much-needed increase to the MTF beginning in 2017, the increase still falls short of the necessary funding to adequately maintain our 1,017.88 miles of roadway and 100 bridges. The most current concern is that inflation is diminishing the number of miles of roads we can improve every year with this funding. Despite these shortfalls, the Road Commission utilized available funding to make a positive impact on the transportation system within St. Joseph County. We also received an EGLE Rubberized Chip Seal Grant for \$290,385.

## Operating Highlights

Our crews successfully took on the challenge of installing the Shimmel Road culvert measuring 99' long, 21' wide, and 14' tall. Doing this project inhouse saved taxpayers \$255,000. 2022 saw more than 44 miles of new road surface completed. This is the 3<sup>rd</sup> largest year ever for road reconstruction and resurfacing. Building a highly efficient and knowledgeable employee base has assisted SJCRC in these endeavors.

## Looking Ahead

Over the next several years, the Road Commission and its partners will need to continue working together to decide the future of the road system within St. Joseph County. The needs of the road system far outweigh the funding received for roads within our County. As partners we need to determine the correct course of action into the future.

John Lindsey  
Managing Director

The background of the slide features a faded, grayscale image of a large, leafy tree in the center, with a road or path leading towards it from the bottom right. The overall tone is professional and natural.

# **St. Joseph County Road Commission**

## **Mission Statement**

**In cooperation with county and township governments, the mission of the St. Joseph County Road Commission is to provide a safe and well-maintained road system for the traveling public while enhancing economic development, tourism and specifically, the overall quality of life for our customers, the citizens of St. Joseph County.**

# Meet our Commissioners

## Chairman



Eric Shafer of Three Rivers  
269-279-2814  
[eshafer@sjcrc.com](mailto:eshafer@sjcrc.com)

Eric was re-appointed by the County Commission to the Board in 2020 and was elected as Chairman of the Board for 2022 and 2023. Eric was born in Michigan but raised in California. He graduated from the University of California at Berkeley and then he and his wife Georgina moved to Michigan where he managed a civil engineering firm in the Three Rivers area for seven years. In 1991 he went to work for Waste Management as an environmental engineer and concurrently pursued a master's degree at Western Michigan University. Upon graduation he was promoted to District Manager of several facilities in southwest Michigan where he remained until his retirement in January 2021. He and Georgina have been married for 44 years, have one child and reside on Fishers Lake just outside of Three Rivers. Eric has been actively involved in many community organizations for many years and was elected as a St. Joseph County Commissioner in 2002 where he served three two-year terms. In addition to the Road Commission, he is currently on the County Board of Public Works and the County Solid Waste Planning Commission. He has been a member of the Three Rivers Rotary Club since 1993.

## Vice-Chairman



Rodney Chupp of Sturgis  
269-625-4690  
[rchupp@sjcrc.com](mailto:rchupp@sjcrc.com)

Rodney was appointed to the Board in 2017 and was elected Vice-Chairman for 2022 and 2023. Rod and Tammy Chupp, married for over 30 years, reside in Sherman Township. They're most grateful for their son Christopher (Marissa), daughter Rebecca (Chad), and youngest son Justus and two Grand Children. Family, friends, and faith all hold significant roles in their lives. Rodney is a third generation principal owner at Chupp Insurance Agency and a founding partner in Sturgis Auto Wash, KeyVentures, and Perrin Cattle Company.

Rodney is on the Board of Directors of Southwest Michigan Youth for Christ, spent 12 years on the Centreville Board of Education, and also served the St. Joseph County School Board Association. Rodney currently is a member of the St. Joseph County Parks Board and enjoys training youth as a Merit Badge Instructor for the Boy Scouts of America. "Working with the rest of this leadership team at the St. Joseph County Road Commission has been a very good opportunity to help contribute to our local community in meaningful ways. I feel confident some of our best days are still ahead."

# Meet our Commissioners

## Member



Vince Mifsud of Sturgis  
269-625-8172  
[vmifsud@sjcrc.com](mailto:vmifsud@sjcrc.com)

Vince was appointed to the Board in January 2019. He and his wife Annette were born and raised in the Detroit area, transferred with GM to St. Joseph County in 1979, and have lived on Annette's centennial family farm for the past 40 years (the Zabel Farm est. 1864) they raised three girls. Vince's interest in building nearly everything he could get his hands on has evolved around maintaining and engineering and working within all facets of the auto industry. He retired in 2008 after 35 years as an autoworker.

Vince is currently a board member of the Sherman Township Planning Commission Board. He will be working with the leadership team at the Road Commission, with an open-door policy, and will work with the taxpayers of the county to make the roads the best they can be.

## Member



Jack Coleman of Three Rivers  
269-535-2328  
[jcoleman@sjcrc.com](mailto:jcoleman@sjcrc.com)

Jack was appointed to the Board in 2021. Jack served 20 years in the Navy as an Air Traffic Controller and did 3 combat tours to the Middle East and earned the Navy Commendation Medal. He is married and they have one daughter and live in Park Township. In addition to his Naval service, Jack is a commercial pilot. He has been actively involved in community organizations for many years which earned him the Military Outstanding Volunteer Service medal. Jack is a Park Township Planning Commissioner, American Legion Officer, member of the Kiwanis Club in Sturgis, St. Joseph County Housing Focus Group, Cass County Conservation Club, Guys Who Give, 100 Good Fellows, and Forty & Eight.

## Member



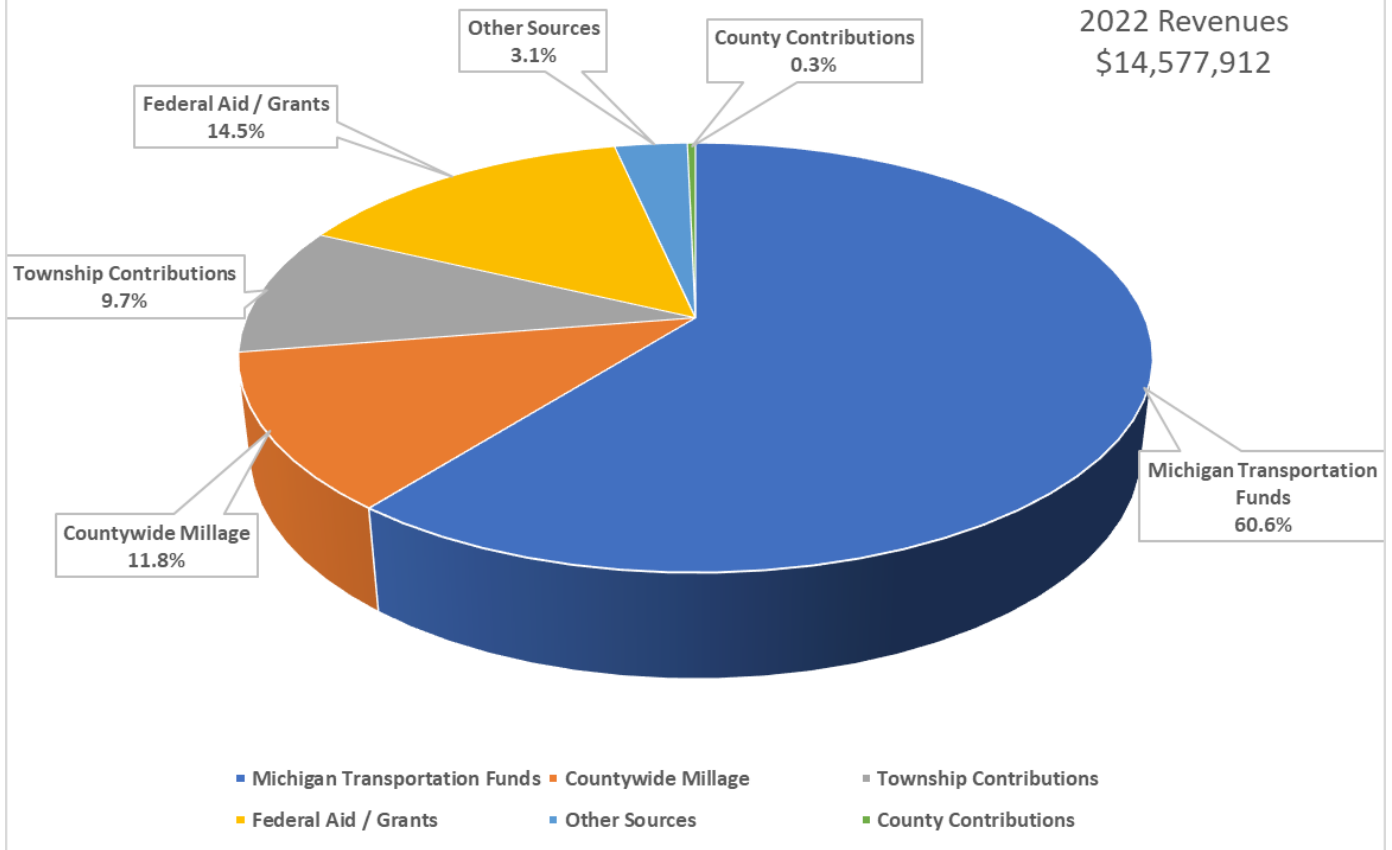
David Miars of Constantine  
269-483-6102  
[dmiars@sjcrc.com](mailto:dmiars@sjcrc.com)

Dave was appointed to the board in December 2021. Dave and his wife Sue, reside in Florence Township. He is also chairperson of the St. Joseph County Public Works Committee. He served on the Centreville School board for 10 years. Dave is a retired automotive plant manager. Dave is a four-year veteran of the U.S. Army, serving one year in Vietnam, where he earned a Bronze Star.

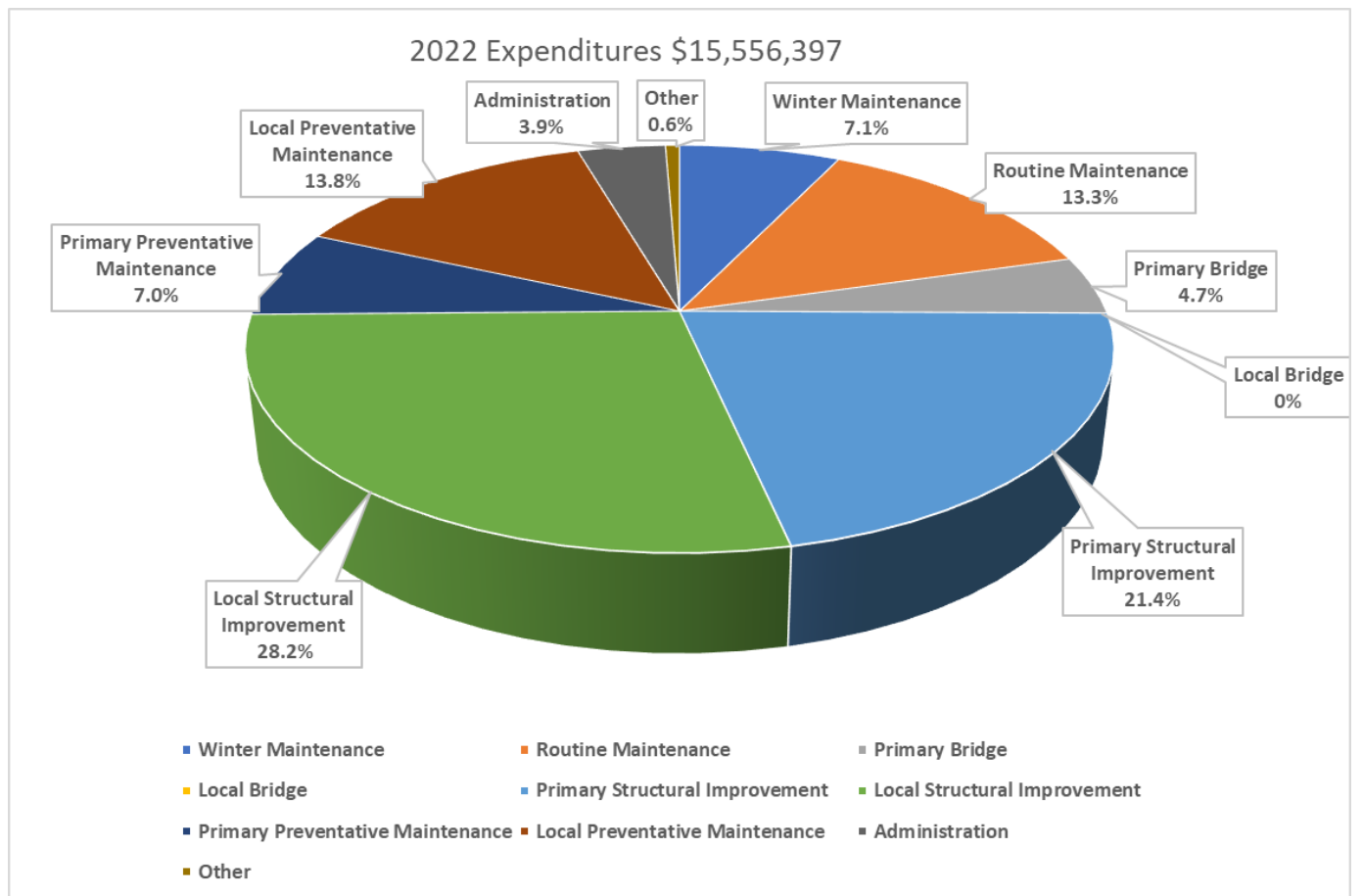
Dave and Sue have three children, twelve grandchildren and five great grandchildren.



2022 Revenues  
\$14,577,912



2022 Expenditures \$15,556,397



# ST. JOSEPH COUNTY ROAD COMMISSION ORGANIZATIONAL CHART 2023

**Board of County Road Commissioners**  
Eric Shafer, Rodney Chupp, Vince Mifsud, Jack Coleman, David Miars

**Managing Director**  
John Lindsey

**Director of Administration & Human Resources  
Clerk of the Board**  
Julie Mayuiers

**Assistant Manager  
County Engineer**  
Garrett Myland

**Director of Operations**  
Don Preston

**Director of Fleet and Facilities**  
Nate Taylor

**Accounting Clerk  
Deputy Clerk**  
Brittany Hinn

**Engineering Technician  
Safety Director  
Sign Director**  
Edward Klein

**Area Foreman  
East**  
Tom Scott

**Area Foreman  
West**  
Brian Wall

**Mechanics**  
Matt Avery  
Jason Stewart

**East Work Force**  
Kemp Kotschevar  
Bryan Balk  
Duane Hout  
Keith Triezenberg  
Rich Ultz  
Kevin Norton  
Russell Kinder  
Corey VanDam  
Danny Schragg  
Phil Ferrier  
Tyler Teadt

**West Work Force**  
Paul Roberts  
Glen Borntreger  
Paul Swanwick  
Jerry Wolgamood  
Kenny Schmitt  
Brian Chapman  
Robert Barton  
Ben Hochstetler  
Dusty Shugars  
Wyatt Heal  
Leroy Williams

# Primary & Local Miles Per Township

Township	Primary Miles		Local Miles		
	Hard Surface	Gravel Surface	Hard Surface	Gravel Surface	
<b>Burr Oak</b>	24.68		31.81	13.10	
<b>Colon</b>	19.46		23.22	24.97	
<b>Constantine</b>	18.10		33.12	14.89	
<b>Fabius</b>	30.38		51.23	4.09	
<b>Fawn River</b>	11.88		21.10	11.92	
<b>Florence</b>	25.91	2.02	39.07	5.42	
<b>Flowerfield</b>	23.90		20.71	25.77	
<b>Leonidas</b>	19.96		18.75	29.62	
<b>Lockport</b>	22.94		43.77	3.58	
<b>Mendon</b>	17.66		30.89	16.91	
<b>Mottville</b>	6.12		25.86	2.49	
<b>Nottawa</b>	19.60		31.00	21.54	
<b>Park</b>	27.20		39.53	4.13	
<b>Sherman</b>	26.71		44.56	1.03	
<b>Sturgis</b>	14.66		19.61	0.84	
<b>White Pigeon</b>	21.34	0.24	27.88	2.71	
<b>Total Miles</b>	<b>330.50</b>	<b>2.26</b>	<b>502.11</b>	<b>183.01</b>	<b>1017.88</b>



# Primary and Local Reconstruct

<u>Road</u>	<u>Project</u>	<u>Miles</u>	<u>Cost</u>
<b>Balk Road</b>	Primary HMA: Featherstone Road to Sauger Lake Road	2.51	\$738,764.00
<b>Day Road</b>	Local Sealcoat - Flowerfield Twp.: Cranberry Lake Road to 3,160' north of Floating Bridge Road	1.55	\$412,149.00
<b>Decker Road</b>	Local Sealcoat - Colon Twp.: Long Lake Road to Burr Oak Road	1.18	\$112,222.00
<b>Mintdale Road</b>	Local Sealcoat - Florence Twp. Sevison Road to 4,963' east of Sevison Road	0.94	\$116,064.00
<b>Needham Road</b>	Local Sealcoat - Burr Oak Twp. Maystead Road to Hackman Road	1.67	\$180,479.00
<b>South Thomas Street</b>	Local Sealcoat - Mottville Twp. Indiana State Line to 1,690' north of Indiana State Line	0.32	\$61,092.00
<b>Thomas Street</b>	Local Sealcoat - Mottville Twp. Barker Road to Blyley Road	1.01	\$104,416.00
	<b><u>Total Reconstruct</u></b>	<b><u>9.18</u></b>	<b><u>\$1,725,186.00</u></b>

# Local Road Sealcoat

<u>Local</u>	<u>Project</u>	<u>Miles</u>	<u>Cost</u>
<b>Burr Oak</b>	Steinbacher Road - Middle Colon Road to Burr Oak Road Sycamore Drive - Maple Lane to Steinbacher Road Maple Lane - Sycamore Drive to Steinbacher Road	1.50	\$30,562.00
<b>Colon</b>	Mountain Road - Lepley Road to Fairfax Road Fairfax Road - Mountain Road to M-86	2.22	\$45,232.00
	Palmer Lake Road - Lakeshore Drive to Burr Oak Road Yeatter Road - Lakeshore Drive to Lake Street	1.65	\$34,841.00
<b>Constantine</b>	Klett Road - Quarterline Road to Millers Mill Road	0.69	\$14,059.00
<b>Constantine / Florence</b>	Withers Road - US-131 to Constantine Road	1.28	\$26,080.00
<b>Fabius</b>	Coon Hollow Road - Stoldt Road to US-131 Ferguson Road - Coon Hollow Road to Coon Hollow Road	3.80	\$77,425.00
	Knevels Court - Corey Lake Road to 591' north of Corey Lake Road	0.11	\$2,241.00
	Reed Road - Clear Lake Road to Gravel, Gravel to Stoldt Road	0.24	\$4,890.00
	7 Hills Road - Hoffman Road to 400' north of Hoffman Road	0.08	\$1,630.00
<b>Fabius / Constantine</b>	Drummond Road - Roberts Road to US-131	0.73	\$14,874.00
<b>Fawn River</b>	Big Hill Road - US-12 to E. Lafayette Road	0.53	\$10,799.00
	County Farm Road - Fawn River Road to US-12	1.34	\$23,024.00
<b>Florence</b>	Constantine Road - Banker Street to Roys Road	1.00	\$20,579.00
	Sevison Road - Dickinson Road to Mintdale Road	2.02	\$41,157.00
<b>Flowerfield</b>	Chamberlain Road - Marcellus Road to Ayers Road	1.13	\$22,963.00
	Day Road - 5,280' west of Bent Road to Bent Road	1.00	\$20,375.00
	Flatbush Road - Floating Bridge Road to Marcelles Road	1.50	\$30,562.00
	Lewis Lake Road - Marcellus Road to Ayers Road	1.22	\$24,857.00
<b>Leonidas</b>	Correll Road - M-60 to Michigan Avenue	0.63	\$12,836.00
	Depot Street - M-60 to 730' east of M-60	0.14	\$2,852.00
	Summit Road - Pleasant Road to Michigan Avenue	1.52	\$30,970.00

# Local Road Sealcoat

<b>Lockport</b>	Griffith Road - S. Fisher Lake Rd. to 1,125' north of S. Fisher Lake Rd.	0.21	\$4,279.00
	Hoshel Road - Strobel Road to Centreville-Constantine Road	0.78	\$15,892.00
	Limberlost Road - Lutz Road to 1,620' east of Lutz Road	0.31	\$6,316.00
	Marlene Drive - James Drive to M-60 James Drive - Road Ends to M-60 Carmen Drive - James Drive to James Drive	0.96	\$19,560.00
	Noah Lake - 1,806' south of S. River Road to S. River Road	0.34	\$6,927.00
	6th Street - Evans Road to Riverview Drive	1.25	\$25,469.00
<b>Mendon</b>	Buckner Road - 2,112' south of Flach Road to Flach Road	0.40	\$8,150.00
	Haas Road - M-60 to Clark Road Clark Road - Haas Road to Buckner Road	1.75	\$35,656.00
	Walterspaugh Road - Prairie Corners Road to Simpson Road	1.00	\$20,375.00
<b>Mendon / Leonidas</b>	Pleasant Road - Riddle Road to Olney Road	2.01	\$40,954.00
<b>Mottville</b>	Barker Road - Indiana State Line to Vistula Road	0.95	\$19,356.00
	South Thomas Road - 633' south of Barker Road to Barker Road	0.12	\$2,445.00
	Thomas Road - Blyley Road to US-12	1.35	\$27,506.00
<b>Nottawa</b>	Riverside Drive - Angevine Road to End Van Resort Drive - Butler Road to End	0.94	\$19,152.00
	Bucknell Road - Findley Road to M-86	1.00	\$20,579.00
	Marvin Road - Nottawa Road to M-86	2.00	\$40,750.00
	Rambadt Road - M-86 to Truckenmiller Road	0.50	\$10,187.00
<b>Park</b>	Stevens Lane - Moorepark Road to 1,795' north of Moorepark Road	0.34	\$6,927.00
	North Fisher Lake Road - Moorepark Road to Michigan Avenue	2.01	\$40,954.00
<b>Sherman</b>	West Fish Lake Road - Fair Road to Sauger Lake Road	1.37	\$27,914.00
	Fair Road - Banker Street to Sauger Lake Road	1.64	\$33,415.00
	Mintdale Road - Sherman Mills Road to Meyers Road	1.75	\$35,656.00
	Zabel Shores Road - Banker Road to 1,531' north of Banker Road	0.29	\$5,909.00
<b>Sturgis</b>	Nottawa Road - Indiana State Line to Bogen Road Bogen Road - Nottawa Road to 300' east of McCarthy Court	0.81	\$16,504.00
	Stubey Road - Indiana State Line to US-12	1.49	\$30,359.00
<b>White Pigeon</b>	Hillandale Road - US-12 to 2,323' north of US-12	0.44	\$8,965.00
	Indian Prairie Road - US-131 to Kalamazoo Street	1.00	\$20,375.00
	API Gravel Road, Arrowhead Circle, Lake Wahbememe Plat - Bison Trail, Chief Court, Maiden Lane, Mustang Drive, Tomahawk Trail	2.17	\$44,214.00
	Sevison Road - Indiana State Line to Fawn River Road	2.04	\$41,565.00
<b>Local Chipseal Miles</b>		<b>55.55</b>	<b>\$1,129,118.00</b>

# Primary Road Sealcoat

<u>Primary</u>	<u>Project</u>	<u>Miles</u>	<u>Cost</u>
<b>Balk Road</b>	US-12 to Featherstone Road	4.12	\$92,088.00
<b>Corey Lake Road</b>	County Line Road to Arthur L. Jones Road	2.55	\$56,996.00
<b>Day Road</b>	Lucas Road to Dutch Settlement Road	1.37	\$30,622.00
<b>Deer Park Road</b>	Burr Oak Road to St. Joseph Road	1.00	\$22,351.00
<b>Farrand Road</b>	Coochon Road to M-86	1.28	\$28,610.00
<b>Farrand Road Correll Road</b>	M-86 to Swonk Road	3.84	\$85,830.00
<b>Fawn River Road Bauman Road</b>	Bauman Road to St. Joseph Road Indiana State Line to Fawn River Road	5.28	\$118,016.00
<b>Featherstone Road</b>	City of Constantine to Constantine Road	1.07	\$23,916.00
<b>Klinger Lake Road</b>	Airline Road to Crooked Creek Road	1.33	\$6,482.00
<b>Lutz Road</b>	US-12 to Centreville-Constantine Road	3.93	\$87,841.00
<b>Michigan Avenue</b>	US-131 to N. Fisher Lake Road	3.50	\$78,230.00
<b>Michigan Avenue</b>	Nottawa Road to Correll Road	6.04	\$135,003.00
<b>Pulver Road</b>	Hoffman Road to Marcellus Road	5.18	\$115,781.00
<b>Riverside Drive</b>	US-12 to Village of Constantine	4.70	\$105,052.00
<b>Scott Road</b>	Indiana State Line to Fawn River Road	1.84	\$41,127.00
	<b><u>Primary Chipseal</u></b>	<b><u>47.03</u></b>	<b><u>\$1,027,945.00</u></b>

# Local Asphalt Overlay

<u>Local</u>	<u>Project</u>	<u>Miles</u>	<u>Cost</u>
<b>Colon</b>	Burr Oak Road - Sprowl Road to Colon Village Limits	0.45	\$64,011.00
<b>Fawn River</b>	Carls Road - Fawn River Road to US-12	1.34	\$185,093.00
<b>Lockport</b>	Arrowhead Drive, Birchleaf, Bluegrass, Bow Drive, Brave Drive, Chippewa Drive, Eagle Court, Eagle Drive, Falcon Court <b>Tamarac Subdivision</b> - Feather Court, Iroquois Blvd, Mackinaw Road, Moccasin Drive, Owl Court, Reagan Drive, Squaw Court, Taft Drive, Tomahawk Court, Warrior Court, Wigwam Place.	3.07	\$323,904.00
<b>Mendon</b>	River Run Road - Wakeman Road to Baer Road	0.55	\$65,874.00
<b>Nottawa</b>	Angevine Road - N. Angling Road to Leland Road Leland Road - Silver Street to Angevine Road	2.59	\$390,017.00
	Village of Nottawa - Lincoln Street, Cross Street, Railroad Street, West Street	0.75	\$73,273.00
	River Run Road - Angevine Road to Wakeman Road	0.96	\$114,065.00
<b>Park</b>	Marcellus Road - US-131 to Buckhorn Road	2.50	\$352,860.00
<b>Sherman</b>	Nottawa Road - Banker Road to Sauger Lake Road Banker Street - Nottawa Road to Borgert Road Borgert Road - Banker Road to Findley Road	4.38	\$609,619.00
<b>Sturgis</b>	Stubey Road - Fawn River Road to US-12	0.94	\$120,100.00
<b>White Pigeon</b>	Indian Prairie Road - Kalamazoo Street to Marl Lake Road Lake Street - Eagley Road to Stone Lake Road	1.94 0.63	\$236,013.00 \$81,608.00
	<b><u>Total Local Asphalt Overlays</u></b>	<b><u>20.10</u></b>	<b><u>\$2,616,437.00</u></b>

# Primary Asphalt Overlay

<u>Primary</u>	<u>Project</u>	<u>Miles</u>	<u>Cost</u>
<b>Airline Road White School Road</b>	Balk to White School, Progress Street to Airline Road	1.64	\$223,503.00
<b>Arthur L Jones Road</b>	M-60 to Broadway Road	1.46	\$218,452.00
<b>Fawn River Road</b>	Mill Pond Road to Balk Road	4.30	\$797,450.00
<b>Franks Avenue</b>	Fawn River Road to US-12	1.41	\$280,569.00
<b>Kalamazoo Street Stone Lake Road</b>	Indiana State Line to Village of White Pigeon	2.76	\$373,209.00
<b>Lake Street</b>	Indiana State Line to Kalamazoo Street	1.46	\$170,064.00
<b>Nottawa Road</b>	Bogen Road to Fawn River Road	1.00	\$93,854.00
<b>Silver Street</b>	Leland Road to Wakeman Road	0.50	\$67,496.00
<b>Strobel Road</b>	Centreville-Constantine Road to M-86	1.79	\$232,295.00
	<b><u>Total Primary Asphalt Overlays</u></b>	<b><u>16.32</u></b>	<b><u>\$2,456,892.00</u></b>



# County Wide Crack Sealing

<u>Township</u>	<u>Project</u>	<u>Miles</u>	<u>Cost</u>
<b>Fawn River</b>	Big Hill Road - US-12 to E. Lafayette Road	0.53	\$2,083.00
<b>Sturgis</b>	Shimmel Road - Fawn River Road to US-12	0.90	\$5,369.00
<b>Primary</b>	Colon Road - M-66 to Farrand Road	3.91	\$7,372.00
	Deer Park Road - Burr Oak Road to St. Joseph Road	1.00	\$6,250.00
	Farrand Road - Wagner Road to Coohon Road	2.00	\$14,583.00
	Fawn River Road - Kalamazoo Street to Mill Pond Road	4.27	\$20,433.00
	Featherstone Road - Burg Road to M-66	5.80	\$7,452.00
	Klinger Lake Road - Banker Street to Village of Centreville	3.70	\$26,442.00
	Wattles Road - M-86 to Branch County Line	1.73	\$2,564.00
	Youngs Prairie Road - Harder Road to M-60	1.00	\$2,564.00
		<b>Total</b>	Total
		<b>24.84</b>	<b>\$95,112.00</b>

# Local Re-Gravel

<u>Local</u>	<u>Project</u>	<u>Miles</u>	<u>Cost</u>
<b>Flowerfield</b>	Cranberry Lake Road - Cass County Line to Day Road	1.24	\$39,354.00
	Delong Road - Mount Zion Road to Floating Bridge Road	1.01	\$32,988.00
<b>Leonidas</b>	Covey Road - Correll Road to Shannon Road	1.01	\$32,876.00
	<b>Local Re-Gravel</b>	<b>3.26</b>	<b>\$105,218.00</b>

# Rubberized Chipseal

<u>Local</u>	<u>Project</u>	<u>Miles</u>	<u>Cost</u>
<b>Burr Oak</b>	Carpenterson Road - Maystead Road to Gravel Leverance Road - Carpenterson Road to Carpenterson Road	0.97	\$69,981.00
<b>Constantine</b>	Quaker Road - Cass County Line to N. River Road	2.98	\$206,871.00
<b>Florence / Lockport</b>	Fairchild Road - Constantine Road to Engle Road	3.76	\$261,820.00
<b>Park</b>	Lang Road - Marcellus Road to Hampton Road	2.01	\$126,628.00
<b>White Pigeon / Mottville</b>	Eagley Road - Indiana State Line to US-131	1.08	Entech Trial
	<b><u>Rubberized Chipseal</u></b>	<b><u>10.80</u></b>	<b><u>\$665,300.00</u></b>


**2022**  
**FISCAL YEAR**  
**ANNUAL FINANCIAL REPORT**  
**BOARD OF COUNTY ROAD COMMISSIONERS**  
**St. Joseph County**  
**Michigan**  
**Year Ended 2022**

**The financial report accurately reflects the Revenues and Expenditures of all road work and funds by systems, and conforms with the requirements of Act 51, Public Acts of 1951, as amended**

**ATTEST**

  
\_\_\_\_\_  
Julie A. Mayuiers, Chief Financial Officer

  
\_\_\_\_\_  
Eric B. Shafer, Chairman

  
\_\_\_\_\_  
Date

Year Ended - 2022

Start: 01/01/2022 End: 12/31/2022

BALANCE SHEET

Assets

**General Operating Fund**

1. Cash	\$2,294,330.39
2. Investments	947,158.05
3. Accounts Receivable :	
a. Michigan Transportation Fund	1,667,649.49
b. State Trunkline Maintenance	0.00
c. State Transportation Department - Other	0.00
d. Due on County Road Agreement	1,842,527.24
e. Due on Special Assesment	0.00
f. Sundry Accounts Receivable	40,560.76

**Inventories/Pre-Paid Insurance/Other**

4. Deferred Expense State Aid	0.00
5. Road Materials	971,162.19
6. Equipment Materials and Parts	165,097.35
7. Prepaid Insurance	0.00
8. Deferred Expense - Federal Aid	0.00
9. Other	0.00

**10. TOTAL ASSETS**

**\$7,928,485.47**

Year Ended - 2022

Start: 01/01/2022 End: 12/31/2022

Liabilities and Fund Balances

**Liabilities**

11. Accounts Payable	\$67,125.93
12. Notes Payable (Short Term)	0.00
13. Accrued Liability	145,909.60
14. Advances	0.00
15. Deferred Revenue - Special Assessment District	0.00
16. Deferred Revenue - EDF Forest Rd.(E)	0.00
17. Deferred Revenue	2,217,527.24
18. Other	402,920.60

**Fund Balances**

19. Primary Road Fund	2,819,146.53
20. Local Road Fund	0.00
21. County Road Commission Fund	2,275,855.57
<b>22. Total Fund Balances</b>	<b>5,095,002.10</b>

**23. TOTAL LIABILITIES AND FUND BALANCES**

**\$7,928,485.47**

Year Ended - 2022

Start: 01/01/2022 End: 12/31/2022

**CAPITAL ASSETS ACCOUNT GROUP**

<u>Assets</u>	(A)	(B)
24. Land		\$171,517.49
25. Land Improvements	\$0.00	
25 a.Less: Accumulated Depreciation	0.00	0.00
26. Depletable Assets	106,835.25	
26 a.Less: Accumulated Depreciation	(75,823.09)	31,012.16
27. Buildings	3,545,579.01	
27 a.Less: Accumulated Depreciation	(1,282,999.19)	2,262,579.82
28. Equipment - Road	11,048,258.00	
28 a.Less: Accumulated Depreciation	(8,805,704.48)	2,242,553.52
29. Equipment - Shop	243,570.07	
29 a.Less: Accumulated Depreciation	(238,901.96)	4,668.11
30. Equipment - Engineers	148,213.86	
30 a.Less: Accumulated Depreciation	(77,479.20)	70,734.66
31. Equipment - Yard and Storage	24,354.71	
31 a.Less: Accumulated Depreciation	(24,354.71)	0.00
32. Equipment and Furniture - Office	226,631.95	
32 a.Less: Accumulated Depreciation	(192,282.71)	34,349.24
33. Infrastructure	100,110,543.71	
33 a.Less: Accumulated Depreciation	(49,489,288.74)	50,621,254.97
34. Vehicles	0.00	
34 a.Less: Accumulated Depreciation	0.00	0.00
35. Construction Work in Progress		0.00
	<b>36. Total Assets</b>	<b>\$55,438,669.97</b>
<u>Equities</u>		
37. Plant and Equipment Equity		
	37 a.Primary	0.00
	37 b.Local	0.00
	37 c.Co. Road Comm.	4,817,415.00
	37 d.Infrastructure	50,621,254.97
	<b>38. Total Equities</b>	<b>\$55,438,669.97</b>
<u>Long Term Debt</u>		
39. Bonds Payable (Act 51)		0.00
40. Notes Payable (Act 143)		0.00
41. Vested Vacation and Sick Leave Payable		126,714.98
42. Installment/Lease Purchase Payable		0.00
43. Other		0.00
	<b>44. Total Liabilities</b>	<b>\$126,714.98</b>
<u>Fiduciary Fund</u>		
45. Deferred Compensation (Pension) Plan		<b>\$0.00</b>



Year Ended - 2022

Start: 01/01/2022 End: 12/31/2022

## STATEMENT OF REVENUES

	Primary Road Fund (P)	Local Road Fund (L)	Co. Road Comm. Fund (C)	Total (T)
<b><u>Taxes</u></b>				
46. County Wide Millage	\$0.00	\$1,716,559.31	\$0.00	\$1,716,559.31
47. Other	0.00	0.00	0.00	0.00
48. Total Taxes	0.00	1,716,559.31	0.00	1,716,559.31
<b><u>Licenses and Permits</u></b>				
49. Specify	0.00	0.00	44,459.00	44,459.00
<b><u>Federal Sources</u></b>				
50. Surface Tran. Program (STP)	1,013,442.36	291,061.81	0.00	1,304,504.17
51. C Funds - Federal	0.00	0.00	0.00	0.00
52. D Funds - Federal	0.00	0.00	0.00	0.00
53. Bridge	0.00	0.00	0.00	0.00
54. High Priority	0.00	0.00	0.00	0.00
55. Other	0.00	0.00	0.00	0.00
56. Total Federal Sources	1,013,442.36	291,061.81	0.00	1,304,504.17
<b>STATE SOURCES</b>				
<b><u>Michigan Transportation Fund</u></b>				
57. Engineering	6,610.88	3,389.12		10,000.00
58. Snow Removal	0.00	0.00		0.00
59. Urban Road	362,688.49	119,634.53		482,323.02
60. Allocation	5,596,494.17	2,869,092.71		8,465,586.88
61. Total MTF	5,965,793.54	2,992,116.36		8,957,909.90
<b><u>Other</u></b>				
62. Local Bridge	0.00	0.00		0.00
63. Other	201,204.09	356,964.75	0.00	558,168.84
64. Total Other	201,204.09	356,964.75	0.00	558,168.84
<b><u>Economic Development Fund</u></b>				
65. Target Industries (A)	0.00	0.00		0.00
66. Urban Congestion (C)	0.00	0.00		0.00
67. Rural Primary (D)	262,382.92	0.00		262,382.92
68. Forest Road (E)	0.00	0.00		0.00
69. Urban Area (F)	0.00	0.00		0.00
70. Other	17,240.14	0.00		17,240.14
71. Total EDF	279,623.06	0.00		279,623.06
<b>72. Total State Sources</b>	<b>\$6,446,620.69</b>	<b>\$3,349,081.11</b>	<b>\$0.00</b>	<b>\$9,795,701.80</b>

Year Ended - 2022

Start: 01/01/2022 End: 12/31/2022

## STATEMENT OF REVENUES

	Primary Road Fund (P)	Local Road Fund (L)	Co. Road Comm. Fund (C)	Total (T)
<b>Contributions From Local Units</b>				
73. City and Village	\$0.00	\$0.00	\$199,734.86	\$199,734.86
74. Township Contr.	0.00	1,409,297.28	0.00	1,409,297.28
75. Other	0.00	0.00	0.00	0.00
76. Total Contributions	0.00	1,409,297.28	199,734.86	1,609,032.14
<b>Charges for Service</b>				
77. Trunkline Maintenance	0.00		0.00	0.00
78. Trunkline Non-maintenance	0.00		0.00	0.00
79. Salvage Sales	0.00	0.00	3,058.30	3,058.30
80. Other	0.00	0.00	0.00	0.00
81. Total Charges	0.00	0.00	3,058.30	3,058.30
<b>Interest and Rents</b>				
82. Interest Earned	22,774.62	0.00	11,500.81	34,275.43
83. Property Rentals	0.00	0.00	1,600.00	1,600.00
84. Total Interest/Rents	22,774.62	0.00	13,100.81	35,875.43
<b>Other</b>				
85. Special Assessments	0.00	0.00	0.00	0.00
86. Land and Bldg. Sales	0.00	0.00	221,918.60	221,918.60
87. Sundry Refunds	0.00	0.00	0.00	0.00
88. Gain (Loss) Equip. Disp.	0.00	0.00	112,609.25	112,609.25
89. Contributions from Private Sources	0.00	0.00	0.00	0.00
90. Other	0.00	0.00	18,721.88	18,721.88
91. Total Other	0.00	0.00	353,249.73	353,249.73
<b>Other Financing Sources</b>				
92. County Appropriation	0.00	50,000.00	0.00	50,000.00
93. Bond Proceeds	0.00	0.00	0.00	0.00
94. Note Proceeds	0.00	0.00	0.00	0.00
95. Inst. Purch./Leases	0.00	0.00	0.00	0.00
96. Total Other Fin. Sources	0.00	50,000.00	0.00	50,000.00
<b>97. TOTAL REVENUE AND OTHER FINANCING SOURCES</b>	<b>\$7,482,837.67</b>	<b>\$6,815,999.51</b>	<b>\$613,602.70</b>	<b>\$14,912,439.88</b>

Year Ended - 2022

Start: 01/01/2022 End: 12/31/2022

## STATEMENT OF EXPENDITURES

	Primary Road Fund (P)	Local Road Fund (L)	Co. Road Comm. Fund (C)	Total (T)
<b>Construction/Capacity Improvement</b>				
98. Roads	\$0.00	\$0.00		\$0.00
99. Structures	0.00	0.00		0.00
100. Roadside Parks	0.00	0.00		0.00
101. Special Assessments	0.00	0.00		0.00
102. Other	0.00	0.00		0.00
103. Total Construction/Cap. Imp.	0.00	0.00		0.00
<b>Preservation - Structural Improvements</b>				
104. Roads	3,329,836.59	4,383,274.16		7,713,110.75
105. Structures	724,303.53	0.00		724,303.53
106. Safety Projects	0.00	0.00		0.00
107. Roadside Parks	0.00	0.00		0.00
108. Special Assessments	0.00	0.00		0.00
109. Other	0.00	0.00		0.00
110. Total Preservation - Struct. Imp.	4,054,140.12	4,383,274.16		8,437,414.28
<b>Maintenance</b>				
111. Roads	1,927,864.37	3,074,841.24		5,002,705.61
112. Structures	20,487.26	33,851.24		54,338.50
113. Roadside Parks	0.00	0.00		0.00
114. Winter Maintenance	520,273.81	618,210.84		1,138,484.65
115. Traffic Control	120,383.48	97,655.10		218,038.58
116. Total Maintenance	2,589,008.92	3,824,558.42		6,413,567.34
117. Total Construction, Preservation And Maintenance	6,643,149.04	8,207,832.58		14,850,981.62
<b>Other</b>				
118. Trunkline Maintenance	0.00		0.00	0.00
119. Trunkline Non-maintenance	0.00		0.00	0.00
120. Administrative Expense	272,003.32	336,069.20		608,072.52
121. Equipment - Net	(60,833.74)	(105,223.26)	(10,125.91)	(176,182.91)
122. Capital Outlay - Net	0.00	0.00	31,142.10	31,142.10
123. Debt Principal Payment	0.00	0.00	0.00	0.00
124. Interest Expense	0.00	0.00	0.00	0.00
125. Drain Assessment	0.00	0.00	0.00	0.00
126. Other	0.00	0.00	242,383.00	242,383.00
127. Total Other	211,169.58	230,845.94	263,399.19	705,414.71
<b>128. Total Expenditures</b>	<b>\$6,854,318.62</b>	<b>\$8,438,678.52</b>	<b>\$263,399.19</b>	<b>\$15,556,396.33</b>

Year Ended - 2022

Start: 01/01/2022 End: 12/31/2022

## STATEMENT OF CHANGES IN FUND BALANCES

	Primary Road Fund (P)	Local Road Fund (L)	Co. Road Comm. Fund (C)	Total (T)
129. Total Revenues And Other Financing Sources	\$7,482,837.67	\$6,815,999.51	\$613,602.70	\$14,912,439.88
130. Total Expenditures	6,854,318.62	8,438,678.52	263,399.19	15,556,396.33
131. Excess of Revenues Over (Under) Expenditures	628,519.05	(1,622,679.01)	350,203.51	(643,956.45)
132. Optional Transfers				
132 a. Primary to Local (50%)	(1,622,679.01)	1,622,679.01		0.00
132 b. Local to Primary (15%)	0.00	0.00		0.00
133. Emergency Transfers (Local to Primary)	0.00	0.00		0.00
134. Total Optional Transfers	(1,622,679.01)	1,622,679.01		0.00
135. Excess of Revenues and Other Sources Over (Under) Expenditures and Other Uses	(994,159.96)	0.00	350,203.51	(643,956.45)
136. Beginning Fund	3,813,306.49	0.00	1,925,652.06	5,738,958.55
137. Adjustment	0.00	0.00	0.00	0.00
138. Beginning Fund Balance Restated	3,813,306.49	0.00	1,925,652.06	5,738,958.55
139. Interfund Transfer(County to Primary and/or Local)	0.00	0.00	0.00	0.00
140. Ending Fund Balance	\$2,819,146.53	\$0.00	\$2,275,855.57	\$5,095,002.10

Year Ended - 2022

Start: 01/01/2022 End: 12/31/2022

**EQUIPMENT EXPENSE**

Direct Equipment Expense

141. Labor and Fringe Benefits	\$226,321.42	
142. Depreciation	836,435.28	
143. Other	317,365.53	
<b>144. Total Direct</b>		<u>1,380,122.23</u>

145. Indirect Equipment Expense		<u>482,775.61</u>
---------------------------------	--	-------------------

Operating Equipment Expense

146. Labor and Fringe Benefits	0.00	
147. Operating Expenses	450,952.40	
<b>148. Total Operating</b>		<u>\$450,952.40</u>

**149. TOTAL EQUIPMENT EXPENSE** \$2,313,850.24

**Equipment Rental Credits:**

	<u>Primary</u>	<u>Local</u>	<u>County</u>	<u>Total</u>
150. Construction/Capacity Improvement	0.00	0.00		0.00
151. Preservation - Structural Improvement	188,919.90	266,835.46		455,755.36
152. Maintenance	670,857.17	1,220,308.75		1,891,165.92
153. Inventory Operations	0.00	0.00	31,274.15	31,274.15
154. MDOT	0.00		0.00	0.00
155. Other Reimbursable Charges	0.00	0.00	17,926.48	17,926.48
156. All Other Charges	0.00	0.00	93,911.24	93,911.24
157. Total Equipment Rental Credits	<u>859,777.07</u>	<u>1,487,144.21</u>	<u>143,111.87</u>	<u>2,490,033.15</u>

(A) (B) (C) (D)

158. (Gain) or Loss on Usage of Equipment				<u>(176,182.91)</u>
---	--	--	--	---------------------

**PRORATION OF EQUIPMENT USAGE GAIN OR LOSS**

(Net Equipment Expense)

159. Equipment Rental Credits	<u>\$859,777.07</u>	<u>\$1,487,144.21</u>	<u>\$143,111.87</u>	<u>\$2,490,033.15</u>
	(A)	(B)	(C)	(D)
160. Percent of Total	34.53 %	59.72 %	5.75 %	100.00 %
161. Prorated Total Equipment Expense	<u>798,943.33</u>	<u>1,381,920.95</u>	<u>132,985.96</u>	<u>2,313,850.24</u>
162. Prorated Gain/Loss On Usage (Net Equipment Expense)	<u>(60,833.74)</u>	<u>(105,223.26)</u>	<u>(10,125.91)</u>	<u>(176,182.91)</u>

Year Ended - 2022

Start: 01/01/2022 End: 12/31/2022

**DISTRIBUTIVE EXPENSE - FRINGE BENEFITS**

	Total Labor Charge	Distributive Calc.
163. Primary Construction/Cap. Imp.	\$0.00	\$0.00
164. Primary Preservation - Struct. Imp.	144,345.57	114,537.78
165. Primary Maintenance	344,834.21	273,624.91
166. Local Construction/Cap. Imp.	0.00	0.00
167. Local Preservation - Struct. Imp.	151,900.68	120,532.73
168. Local Maintenance	553,932.00	439,543.38
169. Inventory	9,883.20	0.00
170. Equipment Expense - Direct	127,040.52	100,806.27
171. Equipment Expense - Indirect	91,516.86	72,618.35
172. Equipment Expense - Operating	0.00	0.00
173. Administration	263,438.48	209,037.64
174. State Trunkline Maintenance	0.00	
175. Sundry Account Rec.	11,312.46	
176. Capital Outlay	454,983.83	0.00
177. Other	0.00	0.00
<b>178. Total Payroll</b>	<b>\$2,153,187.81</b>	
179. Less Applicable Payroll	(476,179.49)	
<b>180. Total Applicable Labor Cost</b>	<b>\$1,677,008.32</b>	Total Distributive <b>\$1,330,701.06</b>

	<b>709-714 Vacation Holiday Sick Leave Longevity</b>	<b>719 Workers Comp. Insurance</b>	<b>715 - 718 Soc. Sec. Retirement</b>	<b>716 Health Insurance</b>	<b>717 Life and Disability Insurance</b>	<b>720 - 725 Other</b>	<b>Distributive Total Calc.</b>
181. Total Fringe Benefits	\$237,032.40	\$45,430.13	\$399,912.58	\$646,195.29	\$1,731.22	\$400.00	\$1,330,701.62
182. Less: Benefits Recovered	0.00	0.00	0.00	0.00	0.00	0.00	0.00
183. Less: Refunds	0.00	0.00	0.00	0.00	0.00	0.00	0.00
184. Benefits to be Distributed	237,032.40	45,430.13	399,912.58	646,195.29	1,731.22	400.00	1,330,701.62
185. Applicable Labor Cost	1,677,008.32	1,677,008.32	1,677,008.32	1,677,008.32	1,677,008.32	1,677,008.32	
186. Factor	0.141342	0.027090	0.238468	0.385326	0.001032	0.000239	0.793497



Year Ended - 2022

Start: 01/01/2022 End: 12/31/2022

**DISTRIBUTIVE EXPENSE - OVERHEAD**

Account No. 705 - 957

	<b>Cost of Operations</b>	<b>Distributed Total</b>
187. Primary Construction/Cap. Imp.	\$0.00	\$0.00
188. Primary Preservation - Struct Imp.	1,620,685.82	91,458.54
189. Primary Maintenance	2,452,834.90	138,418.38
190. Local Construction/Cap. Imp.	0.00	0.00
191. Local Preservation - Struct. Imp.	3,071,268.22	173,317.81
192. Local Maintenance	3,691,738.04	208,332.16
193. Other	346,802.74	19,570.78
<b>194. TOTAL</b>	<b>\$11,183,329.72</b>	<b>\$631,097.67</b>

	<b>790 Small Road Tools</b>	<b>791 Inventory Adjustment</b>	<b>882 Liability</b>	<b>716 Health Insurance</b>	<b>Other</b>	<b>Total</b>
195. Expenses Distributed	9,974.61	95,162.12	138,145.81	387,809.94	0.00	\$631,092.48
196. Applicable Operation Cost	11,183,329.72	11,183,329.72	11,183,329.72	11,183,329.72	11,183,329.72	
197. Factor	0.000892	0.008509	0.012353	0.034678	0.000000	\$0.056432

Year Ended - 2022

Start: 01/01/2022 End: 12/31/2022

**ANALYSIS OF CONSTRUCTION AND MAINTENANCE**

Optional for noncontract counties

	Performed by County		Performed by Contractor		Totals	
	<u>Primary</u>	<u>Local</u>	<u>Primary</u>	<u>Local</u>	<u>Primary</u>	<u>Local</u>
198. Constr/Cap. Imp.	\$0.00	\$0.00	\$0.00	\$0.00	\$0.00	\$0.00
199. Preser - Struct. Imp.	666,277.85	746,812.12	3,387,862.27	3,636,462.04	4,054,140.12	4,383,274.16
200. Special Assessment	0.00	0.00	0.00	0.00	0.00	0.00
201. Maintenance	1,772,514.07	2,932,072.94	816,494.85	892,485.48	2,589,008.92	3,824,558.42
<b>202. Total</b>	<b>\$2,438,791.92</b>	<b>\$3,678,885.06</b>	<b>\$4,204,357.12</b>	<b>\$4,528,947.52</b>	<b>\$6,643,149.04</b>	<b>\$8,207,832.58</b>

Year Ended - 2022

Start: 01/01/2022 End: 12/31/2022

**ANALYSIS OF ACCOUNTS RECEIVABLE**

Optional for noncontract counties

	<b>Trunkline Maintenance</b>	<b>MDOT Other</b>
203. Labor	\$0.00	\$0.00
204. Fringe Benefits	0.00	0.00
205. Equipment Rental	0.00	0.00
206. Materials	0.00	0.00
207. Handling Charges	0.00	0.00
208. Overhead	0.00	0.00
209. Other	0.00	0.00
<b>210. Total Charges for Current Year</b>	<b>\$0.00</b>	<b>\$0.00</b>
211. Beginning Balance	0.00	0.00
212. Sub-Total	0.00	0.00
213. Less Credits	0.00	0.00
<b>214. Ending Balance</b>	<b>\$0.00</b>	<b>\$0.00</b>

Year Ended - 2022

Start: 01/01/2022 End: 12/31/2022

**SCHEDULE OF CAPITAL OUTLAY**

215. Land and Improvements (971 - 974)	\$236,031.28
216. Buildings (975)	0.00
217. Equipment Road (976, 981)	715,740.92
218. Equipment Shop (977)	0.00
219. Equipment Engineers (978)	70,434.84
220. Equipment - Yard and Storage (979)	0.00
221. Equipment Office (980)	7,669.89
222. Depletable Assets (987)	0.00
223. Total Capital Outlay:	<u>\$1,029,876.93</u>

	<u>Primary</u>	<u>Local</u>	<u>County</u>	<u>Total</u>
224. Total Capital Outlay:	0.00	0.00	1,029,876.93	1,029,876.93
225. Less: Equipment Retirements 689	0.00	0.00	(38,876.75)	(38,876.75)
226. Sub-total	0.00	0.00	991,000.18	991,000.18
227. Less: Depreciation and Depletion 968	0.00	0.00	(959,858.08)	(959,858.08)
228. Net Capital Outlay Expenditure	<u>\$0.00</u>	<u>\$0.00</u>	<u>\$31,142.10</u>	<u>\$31,142.10</u>

**DISTRIBUTION OF GAIN OR LOSS ON DISPOSAL OF ASSETS**

	<u>Primary</u>	<u>Local</u>	<u>County</u>	<u>Total</u>
229. Beginning Capital Asset Balance Prior Year's Report (Pg. 3)	0.00	0.00	5,022,304.18	5,022,304.18
230. Percentage of Total	0.00 %	0.00 %	100.00 %	100.00 %
231. Gain or (loss) on disposal of assets 693	<u>0.00</u>	<u>0.00</u>	<u>112,609.25</u>	<u>112,609.25</u>

Year Ended - 2022

Start: 01/01/2022 End: 12/31/2022

**PRESERVATION EXPENDITURES - 90% OF MTF RETURNS**

(For Compliance with Section 12(16) of Act 51)

	<b>Primary Road Fund</b>	<b>Local Road Fund</b>	<b>Total</b>
232. Michigan Transportation Fund (MTF) Returns			<u>\$8,957,909.90</u>
<b>DEDUCTIONS</b>			
233. Administrative Expense (from Page 6 Expenditures)			<u>608,072.52</u>
234. Total Capital Outlay (from Page 13)			<u>1,029,876.93</u>
235. Debt Principal Payment (from Page 6 Expenditures)			<u>0.00</u>
236. Interest Expense (from Page 6 Expenditures)			<u>0.00</u>
236 a. Total Deductions			<u>1,637,949.45</u>
236 b. Adjusted MTF Returns			<u>7,319,960.45</u>
237. Preser - Struct Imp (from Page 6 Expenditures)	<u>\$4,054,140.12</u>	<u>\$4,383,274.16</u>	<u>8,437,414.28</u>
238. Routine Maintenance (from Page 6 Expenditures)	<u>2,589,008.92</u>	<u>3,824,558.42</u>	<u>6,413,567.34</u>
239. Less Federal Aid for Preser - Struct Imp	<u>(1,013,442.36)</u>	<u>(291,061.81)</u>	<u>(1,304,504.17)</u>
240. TOTAL RD EXPENSE (Excluding Fed Aid)	<u>5,629,706.68</u>	<u>7,916,770.77</u>	<u>13,546,477.45</u>
241. 90% of Adjusted MTF Returns			<u>6,587,964.41</u>

**Year Ended - 2022**

**Start:** 01/01/2022 **End:** 12/31/2022

**TEN YEARS OF QUALIFIED EXPENDITURES  
FOR NON MOTORIZED IMPROVEMENTS**  
(for Compliance with Section 10K of Act 51)

<b>Fiscal Year</b>	<u>2013</u>	<u>2014</u>	<u>2015</u>	<u>2016</u>	<u>2017</u>
<b>Expenditures (\$)</b>	<u>0.00</u>	<u>0.00</u>	<u>0.00</u>	<u>0.00</u>	<u>279,160.00</u>
<b>Fiscal Year</b>	<u>2018</u>	<u>2019</u>	<u>2020</u>	<u>2021</u>	<u>2022</u>
<b>Expenditures (\$)</b>	<u>37,469.47</u>	<u>513,633.67</u>	<u>167,737.63</u>	<u>74,216.92</u>	<u>882,774.34</u>
<b>242. TOTAL</b>					<u>\$1,954,992.03</u>

Total must equal or exceed 1% of your Fiscal Year MTF returns multiplied by 10

$$\underline{8,957,909.90} \times .10 = \underline{895,790.99}$$

Year Ended - 2022

Start: 01/01/2022 End: 12/31/2022

**INDIRECT EQUIPMENT AND STORAGE EXPENSE**  
**Activity 511**

<b>Account Number</b>	<b>Account Name</b>	<b>Amount Recorded</b>
707	Wages - Shop and Garage	\$91,516.86
712-724	Fringe Benefits - Shop Employees	71,519.51
721	Drug Testing	2,608.61
728	Office Supplies - Shop	0.00
731	Janitor Supplies - Shop	1,806.15
733	Welding Supplies	3,004.30
734	Safety Supplies - Shop	0.00
736	Tire Shop Supplies	0.00
737	Shop Supplies	88,926.18
791	Equipment Material/Parts Inventory Adjustment	0.00
801	Contractual Services - Shop	0.00
805	Health Services	0.00
806	Laundry Services	0.00
807	Data Processing - Shop	0.00
810	Education Expense - Shop	450.00
850-859	Communications - Shop	28,102.42
861	Travel and Mileage - Shop Employees	0.00
862	Freight Costs	4,901.66
875	Insurance - Shop Buildings	0.00
876	Insurance - Boiler and Machine	0.00
878	Insurance - Fleet	0.00
883	Insurance - Underground Tank	0.00
921-923	Utilities - Shop and Storage Buildings	39,582.33
931	Buildings Repairs and Maintenance	8,910.00
932	Yard and Storage Repairs and Maintenance	12,167.15
933	Shop Equipment Repairs and Maintenance	0.00
934	Office Equipment Repairs and Maintenance	0.00
941	Equipment Rental - Shop Pickup/Wrecker	18,028.78
944-947	Underground Storage Tank Expense	784.05
956	Safety Expense - Shop	0.00
968	Depreciation - Shop Building	103,013.93
968	Depreciation - Storage Building	0.00
968	Depreciation - Shop Equipment	4,600.56
968	Depreciation - Stockroom Expense	0.00
707	Other:	2,853.12
	<b>243. TOTAL</b>	<b>\$482,775.61</b>

Year Ended - 2022

Start: 01/01/2022 End: 12/31/2022

**ADMINISTRATIVE EXPENSE SCHEDULE AND ALLOCATION**

(for Compliance with Section 14(4) of Act 51)

Account Number	Account Name	Amount Recorded
703-708	Salaries and Wages	\$263,438.48
709-714	Administrative Leave	0.00
724	Fringe Benefits	205,874.54
727	Postage	1,329.98
728	Office Supplies	6,381.57
730	Dues and Subscriptions	23,917.90
801	Contractual Services	7,032.33
803	Legal Services	7,316.10
804	Auditing and Accounting Services	28,663.50
807	Data Processing	0.00
810	Education	145.00
850-853	Communications	3,808.04
861	Travel and Mileage	8,775.94
862	Freight	230.64
873	Public Relations	0.00
874	Advertising	834.00
875	Insurance - Building and Contents	0.00
876	Insurance - Boiler and Machinery	0.00
877	Insurance - Bonds	0.00
880	Insurance - Umbrella	0.00
881	Insurance - Errors and Omissions	0.00
882	Insurance - General Liability	0.00
920-923	Utilities	0.00
931	Building Repair/Maintenance	0.00
934	Office Equipment Repair/Maintenance	11,190.54
942	Building Rental	0.00
955-956	Miscellaneous	2,871.32
966-967	Overhead	0.00
968	Depreciation - Buildings	0.00
968	Depreciation - Engineering Equipment	5,128.32
968	Depreciation - Office Equipment and Furniture	10,679.99
	Other:	21,459.21
	<b>244. TOTAL</b>	<b>\$609,077.40</b>

**Less: Credits to Administrative Expense**

646	Handling Charges on Materials Sold	0.00
629	Overhead - State Trunkline Maintenance	0.00
691	Purchase Discounts	(1,004.88)
	Other:	0.00
	<b>Total Credits to Administrative Expense</b>	<b>\$(1,004.88)</b>

**245. Net Administrative Expense**

**\$608,072.52**



**Year Ended - 2022**

**Start:** 01/01/2022 **End:** 12/31/2022

**Forest Road Report**

This information is required by Act 231, P.A. of 1987, as amended.

<u>Road Name</u>	<u>Location</u>	<u>Amount Spent (\$)</u>	<u>Project Type</u>
------------------	-----------------	--------------------------	---------------------

**246. Total**

Year Ended - 2022

Start: 01/01/2022 End: 12/31/2022

**CONSTRUCTION / CAPACITY IMPROVEMENTS / STRUCTURAL IMPROVEMENTS  
Summary**

**CONSTRUCTION / CAPACITY IMPROVEMENTS**

	Primary System		Local System	
	*Unit	Expenditures	*Unit	Expenditures
<b>ROADS</b>				
247. New Construction, New Location	0.00 mi.	x \$0.00	0.00 mi.	\$0.00
248. Widening	0.00 mi.	0.00	0.00 mi.	0.00
<b>BRIDGES</b>				
249. New Location	0.00 ea.	0.00	0.00 ea.	0.00
<b>250. TOTAL CONSTRUCTION/CAPACITY IMP</b>		<b>0.00</b>		<b>0.00</b>

**PRESERVATION - STRUCTURAL IMPROVEMENTS**

	Primary System		Local System	
	*Unit	Expenditures	*Unit	Expenditures
<b>ROADS</b>				
251. Reconstruction	18.27 mi.	x \$3,329,836.59	18.89 mi.	\$4,383,274.16
252. Resurfacing	0.00 mi.	0.00	0.00 mi.	0.00
253. Gravel Surfacing	0.00 mi.	0.00	0.00 mi.	0.00
254. Paving Gravel Roads	0.00 mi.	0.00	0.00 mi.	0.00
<b>SAFETY PROJECTS</b>				
255. Intersection Improvements	0.00 ea.	0.00	0.00 ea.	0.00
256. Railroad Crossing Improvements	0.00 ea.	0.00	0.00 ea.	0.00
257. Other	0.00 ea.	0.00	0.00 ea.	0.00
<b>MISCELLANEOUS</b>				
258. Roadside Parks	0.00 ea.	0.00	0.00 ea.	0.00
259. Other	0.00 ea.	0.00	0.00 ea.	0.00
260. Subtotals		3,329,836.59		4,383,274.16
<b>BRIDGES</b>				
261. Replacement	3.00 ea.	724,303.53	0.00 ea.	0.00
262. Recondition or Repair	0.00 ea.	0.00	0.00 ea.	0.00
263. Replace with Culvert	0.00 ea.	0.00	0.00 ea.	0.00
<b>264. Bridge Subtotals</b>		<b>724,303.53</b>		<b>0.00</b>
<b>265. TOTAL PRESERVATION - STRUCT IMP</b>		<b>4,054,140.12</b>		<b>4,383,274.16</b>

\*All Units are to be reported in the Fiscal Year that the project is opened for use.

Year Ended - 2022

Start: 01/01/2022 End: 12/31/2022

**SCHEDULE OF TOWNSHIP MILEAGE AND POPULATION**

Township	Local Roads			Primary Roads				
	Total Local (mi)	Local Urban (mi)	Funds Received (\$)	Total Primary (mi)	Primary Urban (mi)	Funds Received (\$)	Population Outside Municipalities	Funds Received (\$)
Burr Oak	44.91	3.07	148,324.52	24.68	0.13	72,075.10	2,614	55,782.76
Colon	48.19	0.00	150,256.42	19.46	0.00	55,169.10	3,313	70,699.42
Constantine	49.31	0.00	153,748.58	18.10	0.00	51,313.50	4,204	89,713.36
Fabius	55.32	1.98	177,837.72	30.38	0.49	94,070.20	3,241	69,162.94
Fawn River	33.02	4.46	115,007.28	11.88	2.58	75,501.60	1,461	31,177.74
Florence	44.49	0.00	138,719.83	27.93	0.00	79,181.55	1,201	25,629.34
Flowerfield	46.48	0.00	144,924.64	23.90	0.00	67,756.50	1,349	28,787.66
Leonidas	48.37	0.00	150,817.66	19.96	0.00	56,586.60	1,087	23,196.58
Lockport	47.35	21.75	206,405.80	22.94	7.84	192,121.30	3,768	80,409.12
Mendon	47.80	0.00	149,040.40	17.66	0.00	50,066.10	2,685	57,297.90
Mottville	28.35	0.00	88,395.30	6.12	0.00	17,350.20	1,667	35,573.78
Nottawa	52.54	0.00	163,819.72	19.60	0.00	55,566.00	3,859	82,351.06
Park	43.66	4.57	148,480.02	27.20	3.59	135,305.90	2,589	55,249.26
Sherman	45.79	1.14	145,853.50	26.71	1.55	100,848.35	3,219	68,693.46
Sturgis	20.45	7.26	83,379.62	14.66	6.17	141,576.80	2,323	49,572.82
White Pigeon	30.69	0.00	95,691.42	21.58	0.00	61,179.30	3,739	79,790.26
<b>266. Totals</b>	<b>686.72</b>	<b>44.23</b>	<b>\$2,260,702.43</b>	<b>332.76</b>	<b>22.35</b>	<b>\$1,305,668.10</b>	<b>42,319</b>	<b>\$903,087.46</b>

Local Road Rate Per Mile	<u>3118</u>	Primary Road Rate Per Mile	<u>2835</u>
Local Urban Road Rate Per Mile	<u>2702</u>	Primary Urban Road Rate Per Mile	<u>16210</u>
Population Rate Per Capita	<u>21.34</u>		

Year Ended - 2022

Start: 01/01/2022 End: 12/31/2022

**SCHEDULE OF TOWNSHIP EXPENDITURES AND CONTRIBUTIONS**  
**Expenditures**

<b>Township</b>	<b>Construction/ Capacity Improvement (\$)</b>	<b>Preservation - Struct Improvement (\$)</b>	<b>Total (\$)</b>	<b>Township Contributions* (\$)</b>
Burr Oak	0.00	250,459.39	250,459.39	62,160.00
Colon	0.00	397,664.02	397,664.02	76,690.00
Constantine	0.00	206,870.70	206,870.70	0.00
Fabius	0.00	219,697.55	219,697.55	0.00
Fawn River	0.00	465,662.29	465,662.29	47,670.19
Florence	0.00	122,946.17	122,946.17	55,800.00
Flowerfield	0.00	494,177.26	494,177.26	72,150.00
Leonidas	0.00	32,875.71	32,875.71	0.00
Lockport	0.00	909,968.80	909,968.80	153,779.66
Mendon	0.00	126,601.19	126,601.19	33,895.51
Mottville	0.00	165,507.58	165,507.58	63,500.55
Nottawa	0.00	644,851.74	644,851.74	96,359.04
Park	0.00	479,487.97	479,487.97	204,205.58
Sherman	0.00	2,029,011.71	2,029,011.71	278,938.59
Sturgis	0.00	1,033,375.44	1,033,375.44	61,952.95
White Pigeon	0.00	858,256.76	858,256.76	202,195.21
<b>267. Totals</b>	<b>\$0.00</b>	<b>\$8,437,414.28</b>	<b>\$8,437,414.28</b>	<b>\$1,409,297.28</b>

\*The Township Contributions Totals and the Funds expended for Construction and Preservation amount may not balance. The Township Contributions list all funds contributed by each township and will balance back to the amount reported on the Statement of Revenues, Line 74, Township Contributions.

The total funds expended are for Construction and Preservation only. They do not contain funds expended for Routine Preventative Maintenance.

Year Ended - 2022

Start: 01/01/2022 End: 12/31/2022

**ASSET MANAGEMENT**  
**Projects Completed During the County Fiscal Year**

**Work Type:** Add 2" & Regrade

<u>Project ID/Name</u>	<u>Total Project Cost</u>	<u>Date Open to Traffic</u>	<u>Pavement Type</u>
2022-LM-A-Cranberry Lake Rd-GR	39,353.54	11/15/2022	Gravel
2022-LM-A-Delong Rd-GR	32,987.50	11/15/2022	Gravel
2022-LM-D-Covey Rd-GR	32,875.71	11/15/2022	Gravel

**Work Type:** Chipseal

<u>Project ID/Name</u>	<u>Total Project Cost</u>	<u>Date Open to Traffic</u>	<u>Pavement Type</u>
2022-LM-B-Stevens Ln-CS	6,927.00	11/15/2022	Asphalt
2022-LM-D-Correll-CS	12,836.00	11/15/2022	Asphalt
2022-LM-D-Depot-CS	2,852.00	11/15/2022	Asphalt
2022-LM-F-Riverside,VanResort-CS	19,152.00	11/15/2022	Asphalt
2022-LM-G-Griffith Rd-CS	4,279.00	11/15/2022	Asphalt
2022-LM-G-Hoshel Rd-CS	15,892.00	11/15/2022	Asphalt
2022-LM-G-Limberlost Rd-CS	6,316.00	11/15/2022	Asphalt
2022-LM-G-Marlene,James,Carmen-CS	19,560.00	11/15/2022	Asphalt
2022-LM-G-Noah Lk-CS	6,927.00	11/15/2022	Asphalt
2022-LM-H-Coon Hollow, Ferguson-CS	77,425.00	11/15/2022	Asphalt
2022-LM-H-Knevels Ct.-CS	2,241.00	11/15/2022	Asphalt
2022-LM-H-Reed Rd-CS	4,890.00	11/15/2022	Asphalt
2022-LM-I-Klett Rd-CS	14,059.00	11/15/2022	Asphalt
2022-LM-IJ-Withers Rd-CS	26,080.00	11/15/2022	Asphalt
2022-LM-J-Constantine Rd-CS	20,579.00	11/15/2022	Asphalt
2022-LM-K-W.FishLakeRd.-CS	27,914.00	11/15/2022	Asphalt
2022-LM-N-BigHill-CS	10,799.00	11/15/2022	Asphalt
2022-LM-O-Nottawa,Bogen-CS	16,504.00	11/15/2022	Asphalt
2022-LM-O-Stubey-CS	30,359.00	11/15/2022	Asphalt
2022-LM-P-HillandaleRd.-CS	8,965.00	11/15/2022	Asphalt
2022-LM-P-IndianPrairieRd.-CS	20,375.00	11/15/2022	Asphalt
2022-LM-P-Lk.WahbememePlat-CS	44,214.00	11/15/2022	Asphalt
2022-PM-13-Riverside Drive-CS	105,052.00	11/15/2022	Asphalt
2022-PM-18-Pulver Rd-CS	115,781.00	11/15/2022	Asphalt
2022-PM-20-Michigan Ave.-CS	78,230.00	11/15/2022	Asphalt
2022-PM-20-MichiganAve-CS	135,003.00	11/15/2022	Asphalt
2022-PM-24-LutzRd.-CS	87,841.00	11/15/2022	Asphalt
2022-PM-26-Featherstone Rd-CS	23,916.00	11/15/2022	Composite

Year Ended - 2022

Start: 01/01/2022 End: 12/31/2022

2022-PM-31-ScottsRd.a-CS	23,357.00	11/15/2022	Asphalt
2022-PM-32-Bauman,FawnRiver-CS	118,016.00	11/15/2022	Asphalt
2022-PM-33-Klinger Lk. Road-CS	6,482.00	11/15/2022	Asphalt
2022-PM-39-Balk-CS	92,088.00	11/15/2022	Asphalt
2022-PM-41-Farrand/Correll-CS	85,830.00	11/15/2022	Asphalt
2022-PM-45-FarrandRd-CS	28,610.00	11/15/2022	Asphalt
2022-PM-52-DeerParkRd-CS	22,351.00	11/15/2022	Asphalt
2022-PM-9-Corey Lk-CS	56,996.00	11/15/2022	Asphalt
2022-PM-9-Day Rd-CS	30,622.00	11/15/2022	Asphalt

Work Type: Construction 4"

Project ID/Name	Total Project Cost	Date Open to Traffic	Pavement Type
2022-B-Marcellus-22a	51,500.00	11/15/2022	Asphalt

Work Type: Crack Seal

Project ID/Name	Total Project Cost	Date Open to Traffic	Pavement Type
2022-LM-N-Big Hill Rd-CF	2,083.00	04/14/2022	Asphalt
2022-LM-O-Shimmel Rd-CF	5,369.00	11/15/2022	Asphalt
2022-PM-11-Youngs Prairie Rd-CF	2,644.00	11/15/2022	Asphalt
2022-PM-30-Featherstone Rd-CF	7,452.00	11/15/2022	Asphalt
2022-PM-32-Fawn River Rd-CF	20,443.00	11/15/2022	Asphalt
2022-PM-33-Klinger Lk-CF	26,442.00	11/15/2022	Asphalt
2022-PM-44-Colon Rd-CF	7,372.00	11/15/2022	Asphalt
2022-PM-45-Farrand Rd-CF	14,583.00	11/15/2022	Asphalt
2022-PM-52-Deer Park Rd-CF	6,250.00	04/14/2022	Asphalt
2022-PM-57-Wattles Rd-CF	2,564.00	11/15/2022	Asphalt

Work Type: Crush & Shape & Resurf

Project ID/Name	Total Project Cost	Date Open to Traffic	Pavement Type
2022-39-Balk-22	738,763.85	11/15/2022	Asphalt

Work Type: Overlay - 2" Thick

Project ID/Name	Total Project Cost	Date Open to Traffic	Pavement Type
2022-10-ALJones-22	218,452.02	11/15/2022	Asphalt

Year Ended - 2022

Start: 01/01/2022 End: 12/31/2022

2022-27-Strobel-22	232,295.45	11/15/2022	Asphalt
2022-29-Lake-22	170,063.87	11/15/2022	Asphalt
2022-32-FawnRiver-22	797,450.30	11/15/2022	Asphalt
2022-33-SilverSt-22	67,496.45	11/15/2022	Asphalt
2022-40-Airline-22	223,503.37	11/15/2022	Asphalt
2022-50-Franks-22	280,569.09	11/15/2022	Asphalt
2022-C-RiverRun-22	65,873.69	11/15/2022	Asphalt
2022-E-Burr Oak-22	64,011.45	11/15/2022	Asphalt
2022-F-Angevine-22	390,016.84	11/15/2022	Asphalt
2022-F-NottawaVillage-22	93,854.20	11/15/2022	Asphalt
2022-F-RiverRun-22	114,065.26	11/15/2022	Asphalt
2022-G-TamaracSub-22	323,904.09	11/15/2022	Asphalt
2022-N-Carls-22	185,093.20	11/15/2022	Asphalt
2022-O-Stubey-22	120,099.57	11/15/2022	Asphalt
2022-P-Indian Prairie-22	236,012.97	11/15/2022	Asphalt
2022-P-Lake-22	78,970.67	11/15/2022	Asphalt
2022-29-Kalamazoo-22	373,209.25	11/15/2022	Asphalt
2022-B-Marcellus-22	301,359.89	11/15/2022	Asphalt
2022-K-Nottawa-22	210,961.00	11/15/2022	Asphalt
54-Nottawa-22	609,619.29	11/15/2022	Asphalt

Work Type: Reconstruction & Double Seal

Project ID/Name	Total Project Cost	Date Open to Traffic	Pavement Type
2022-A-Day-22	412,148.82	11/15/2022	Seal Coat
2022-E-Decker-22	112,222.48	11/15/2022	Seal Coat
2022-J-Mintdale-22	116,063.63	11/15/2022	Seal Coat
2022-L-Needham-22	180,478.69	11/15/2022	Seal Coat
2022-R-SouthThomas-22	61,091.60	11/15/2022	Seal Coat
2022-R-Thomas-22	104,415.98	11/15/2022	Seal Coat

Work Type: Rubberized Sealcoat

Project ID/Name	Total Project Cost	Date Open to Traffic	Pavement Type
2022-LM-B-Lang-CS	126,628.08	11/15/2022	Seal Coat
2022-LM-GJ-Fairchild Rd-CS	261,820.01	11/15/2022	Seal Coat
2022-LM-I-Quaker Rd-CS	206,870.70	11/15/2022	Seal Coat
2022-LM-L-Leverance Rd-RCS	69,980.70	11/15/2022	Seal Coat
2022-LM-RP-Eagly-RCS	1.00	11/15/2022	Seal Coat

Year Ended - 2022

Start: 01/01/2022 End: 12/31/2022

Work Type: Single Seal - Preventive

Project ID/Name	Total Project Cost	Date Open to Traffic	Pavement Type
2022-LM-A-Chamberlain Rd-CS	22,963.00	11/15/2022	Seal Coat
2022-LM-A-Day Rd-CS	20,375.00	11/15/2022	Seal Coat
2022-LM-A-Flatbush Rd-CS	30,562.00	11/15/2022	Seal Coat
2022-LM-A-Lewis Lake-CS	24,857.00	11/15/2022	Seal Coat
2022-LM-B-N Fisher Lk Rd-CS	40,954.00	11/15/2022	Seal Coat
2022-LM-C-Buckner-CS	8,150.00	11/15/2022	Seal Coat
2022-LM-C-Haas,Clark-CS	35,656.00	11/15/2022	Seal Coat
2022-LM-C-Walterspaugh-CS	20,375.00	11/15/2022	Seal Coat
2022-LM-CD-PleasantRd.-CS	40,954.00	11/15/2022	Seal Coat
2022-LM-D-SummitRd.-CS	30,970.00	11/15/2022	Seal Coat
2022-LM-E-Mountain/Fairfax-CS	45,232.00	11/15/2022	Seal Coat
2022-LM-E-Palmer/Yeatter-CS	34,841.00	11/15/2022	Seal Coat
2022-LM-F-BucknellRd-CS	20,579.00	11/15/2022	Seal Coat
2022-LM-F-MarvinRd-CS	40,750.00	11/15/2022	Seal Coat
2022-LM-F-RambadtRd-CS	10,187.00	11/15/2022	Seal Coat
2022-LM-G-6th Street-CS	25,469.00	11/08/2022	Seal Coat
2022-LM-H-7 Hills Rd.-CS	1,630.00	11/15/2022	Seal Coat
2022-LM-HI-Drummond Rd-CS	14,874.00	11/15/2022	Seal Coat
2022-LM-J-Sevison Rd.-CS	41,157.00	11/15/2022	Seal Coat
2022-LM-K-FairRd.-CS	33,415.00	11/15/2022	Seal Coat
2022-LM-K-Mintdale-CS	35,656.00	11/15/2022	Seal Coat
2022-LM-K-ZabelShores-CS	5,909.00	11/15/2022	Seal Coat
2022-LM-L-Steinbacher,Sycamore,Maple-CS	30,562.00	11/15/2022	Seal Coat
2022-LM-N-CountyFarmRd-CS	23,024.00	11/15/2022	Seal Coat
2022-LM-P-SevisonRd.-CS	41,565.00	11/15/2022	Seal Coat
2022-LM-R-Barker Rd-CS	19,356.00	11/15/2022	Seal Coat
2022-LM-R-SThomas-CS	2,445.00	11/15/2022	Seal Coat
2022-LM-R-Thomas Rd-CS	27,506.00	11/15/2022	Seal Coat
2022-PM-31-ScottsRd.-CS	17,770.00	11/15/2022	Seal Coat



Year Ended - 2022

Start: 01/01/2022 End: 12/31/2022

Sub Ledger Report

Line: 9 Other (Identify)

Account	Description	Amount (\$)
403	Taxes Revenue	0.00

Line: 18 Other (Identify)

Account	Description	Amount (\$)
195.000	The Standard Insurance	195.60
228.280	Due to MDOT Invoices	0.00
283	Performance Bonds	402,725.00

Line: 49 Specify - County

Account	Description	Amount (\$)
476	Permits	44,459.00

Line: 55 FS-Other - Primary

Account	Description	Amount (\$)
510.031	HRRR	0.00

Line: 63 OTH-Other - Local

Account	Description	Amount (\$)
356.001	State Grants	346,964.75
511.002	2018 FloodEM	0.00
560.000	FEMA	10,000.00

Line: 63 OTH-Other - Primary

Account	Description	Amount (\$)
510.050	State Grants	201,204.09

Line: 70 EDF-Other - Primary

Account	Description	Amount (\$)
510.010	EDD	17,240.14

Line: 90 Other2 Other - County

Account	Description	Amount (\$)
645.000	Misc. Revenue	0.00
668	Royalty Fees	18,721.88

Line: 126 Other - County

Account	Description	Amount (\$)
607	Other AR Services	242,383.00

Year Ended - 2022

Start: 01/01/2022 End: 12/31/2022

**Line: 143 Other - Primary**

Account	Description	Amount (\$)
510	parts & tires	317,365.53

**Line: 156 All Other Charges - County**

Account	Description	Amount (\$)
511	All other charges	93,911.24

**Line: 176 Capital Outlay - Total Labor Charge**

Account	Description	Amount (\$)
513	Distributive Fringe	216,605.47
514	Distributive Other	238,378.36

**Line: 177 Other - Total Labor Charge**

Account	Description	Amount (\$)
513	Distributive Fringe	0.00
514	Distributive Other	0.00

**Line: 181 Total Fringe Benefits - Other**

Account	Description	Amount (\$)
706.003	BCBS Opt out	0.00
706.004	BCBS Opt out	0.00
722	Safety drawings	400.00

**Line: 193 Other - Cost of Operations**

Account	Description	Amount (\$)
522	Stock Charges	235,232.62
607	Other Receivables	111,570.12

**Line: 193 Other - Distributed Total**

Account	Description	Amount (\$)
522	Stock Charge	13,274.65
607,609	Receivables	6,296.13

**Line: 242 Expenditure10**

Account	Description	Amount (\$)
510	Fed Funding	882,774.34

**Line: 243 707 Other**

Account	Description	Amount (\$)
739.000	Fire Protection	2,793.12
761	Material Purchase Disc.	60.00

Year Ended - 2022

Start: 01/01/2022 End: 12/31/2022

Line: 244 244 Other

Account	Description	Amount (\$)
860	Admin IT Support	8,176.71
941	Equip Rental	13,282.50

Line: 245 245 Other

Account	Description	Amount (\$)
877	Insurance Bond Refund	0.00